



June 2022

chief's message

Hello everyone, and welcome to Summer! I hope everyone enjoys the warm sunshine and stays safe as you enjoy the beautiful parks in the city and our numerous recreation opportunities within a short drive.

I wanted to share with you the exciting news that the Battle Ground Police Department is re-launching our monthly statistics page on the city's website. Many of you have expressed a desire to see what your police department is doing for you, so we are reigniting a monthly statistics page on the website similar to past years. In these monthly reports, you will see officer activity with comparisons to the previous year. You will see a breakdown of person crimes, property crimes, reports written, front office stats, and more. Finally, you will see a broad overview of the previous month's accomplishments as well as what is on the horizon for the Battle Ground Police Department in the coming months.

I hope the information we provide will be helpful for you, or at least interesting. It is the same information I review every month to keep in touch with crime trends or other things that impact our citizens and/or our great staff at BCPD.

Speaking of staff, I want to take a quick moment to recognize all 24 sworn police officers, sergeants, and lieutenant as well as our five non-sworn professional staff. The men and women of the Battle Ground Police Department are true servants to their calling—every one of them strives to help people whenever possible, and hold people accountable whenever necessary. Please join me in thanking them for their service to their community.

Have a great summer, and be nice to each other,

Chief Mike Fort



BATTLE GROUND POLICE DEPARTMENT MONTHLY REPORT

June 2022

WORKLOAD

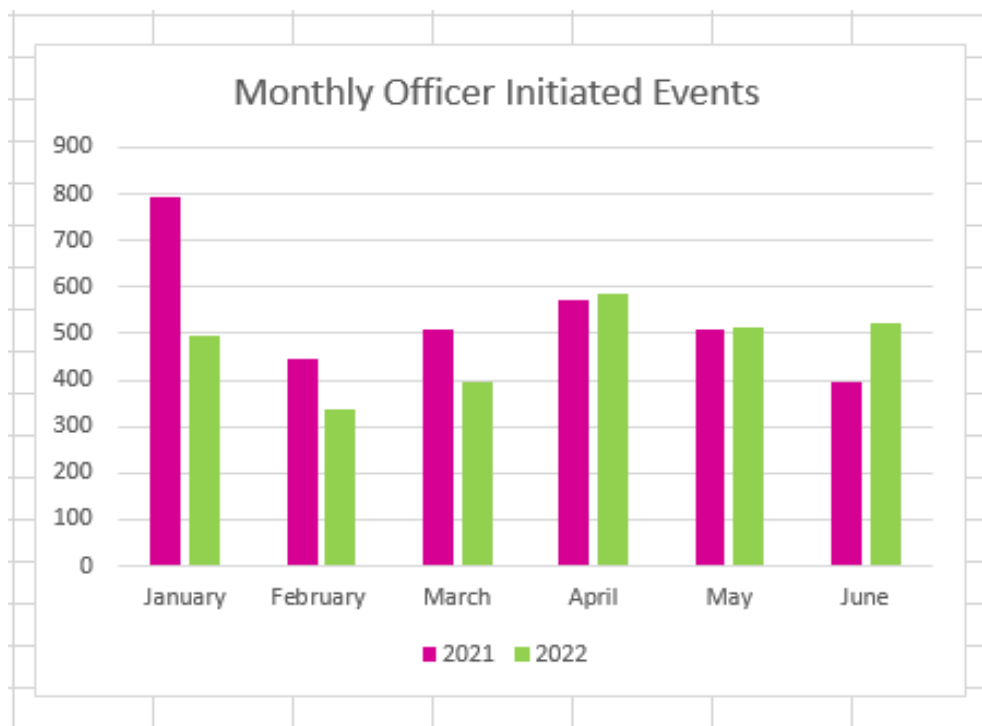
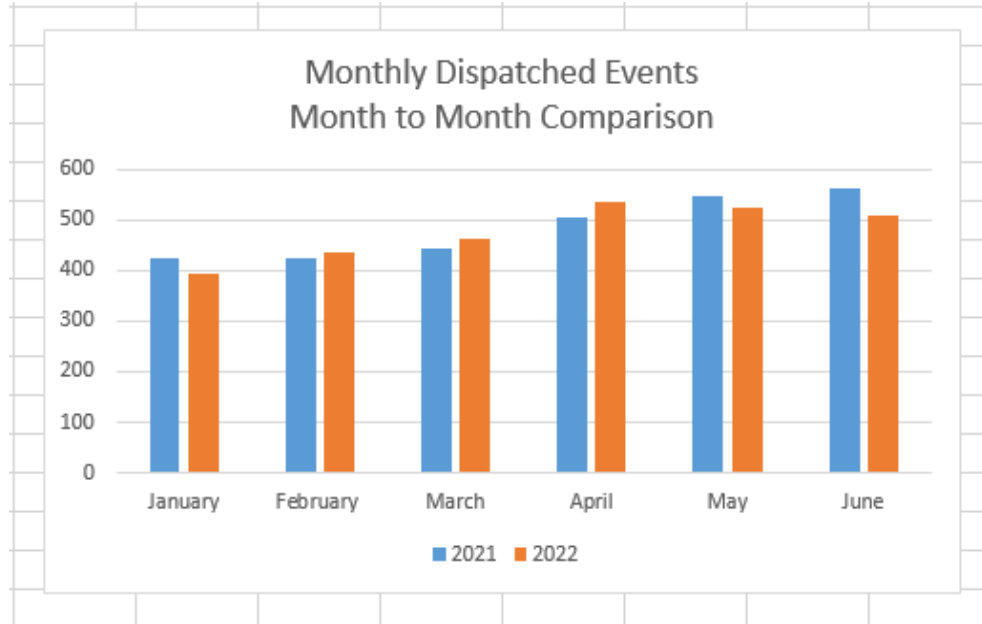
Workload is made of two components –

Dispatched Events and Officer Initiated Events.

Dispatched Events - are all events that are a result of a call for service that originates through the Communications Center or the Front Counter of the Police Department.

Officer Initiated Events - are events generated by the officer.

Officer initiated events are impacted by staffing levels.





BATTLE GROUND POLICE DEPARTMENT MONTHLY REPORT

June 2022

DEPARTMENT STATISTICS

This chart reflects a snapshot of Department Statistics for the month.

It's important to understand that Officer Initiated Activity and Officer Statistics may not match as one event can generate multiple arrests, citations or reports.

Officer Statistics

	Current Month	YTD 2022	YTD 2021	% Difference
Dispatched Events	510	2864	2908	-1.5%
Officer Initiated Events	524	2854	3222	-11.4%
Reports	142	912	888	2.7%
Supplemental Reports	56	345	245	40.8%
Online Reports	8	28	18	55.6%
Citations Issued	84	654	551	18.7%
Impounded Vehicles	2	18	6	200.0%
Traffic Stops	233	1187	1058	12.2%
Sector Collisions	19	98	85	15.3%
Protection Orders Served	2	18	11	63.6%

Person Crimes Reported

	Current Month	YTD 2022	YTD 2021	% Difference
Homicide	1	1	0	100.0%
Kidnap	0	0	1	-100.0%
Felony Assault	0	7	8	-12.5%
Misdemeanor Assault	4	32	35	-8.6%
Harassment	2	8	9	-11.1%
Sex Crimes-Adult Victim	0	7	5	40.0%
Sex Crimes-Juvenile Victim	3	8	4	100.0%
Robbery	0	2	3	-33.3%
Driving Under the Influence (DUI)	5	35	30	16.7%
Total Person Crimes	15	100	95	5.3%

Property Crimes Reported

	Current Month	YTD 2022	YTD 2021	% Difference
Residential Burglary	1	13	7	85.7%
Commercial Burglary	0	2	7	-71.4%
Burglary – Other	0	1	1	0.0%
Arson	0	0	0	0.0%
Theft (total)	30	209	163	28.2%
<i>Auto Theft</i>	3	27	9	200.0%
<i>Fraud</i>	4	19	20	-5.0%
<i>Shoplifting</i>	2	51	29	75.9%
<i>Vehicle Prowls</i>	1	30	22	36.4%
Malicious Mischief	4	33	48	-31.3%
Hit and Run	7	30	39	-23.1%
Total Property Crimes	42	288	265	8.7%

Misc Report Statistics

	Current Month	YTD 2022	YTD 2021	% Difference
Death Investigations *	4	10	12	-16.7%
Suicides	0	0	0	0.0%
Suicide Threats and Attempts	3	20	18	11.1%
Missing Person/Runaway	6	17	7	142.9%



BATTLE GROUND POLICE DEPARTMENT MONTHLY REPORT

June 2022

RECORDS UNIT STATISTICS

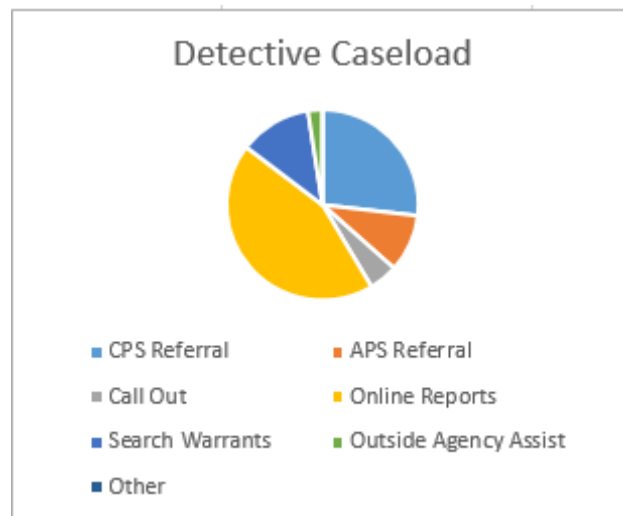
Records Statistics				
	Current Month	YTD 2022	YTD 2021	% Difference
Public Record Requests	49	305	320	-4.7%
Protection Orders Entered	7	46	49	-6.1%
Concealed Pistol Licenses	45	234	210	11.4%
Firearms Transfers	160	646	425	52.0%
Fingerprints	40	190	200	-5.0%
Court Filings - BGMC	76	607	548	10.8%
Referrals - BGPA	1	6	13	-53.8%
Referrals - CCPA	7	33	32	3.1%
Referrals - CJCPA	0	0	6	-100.0%
Referrals - JVPA	3	20	15	33.3%
APS Referrals	0	7	7	0.0%
CPS Referrals	4	20	35	-42.9%

Property and Evidence Statistics				
	Current Month	YTD 2022	YTD 2021	% Difference
Property Items In	71	390	250	56.0%
Property Items Out	10	42	277	-84.8%
Drug Take Back in Pounds	58	328	199	64.8%

DETECTIVE UNIT STATISTICS

Detective Caseload			
	Current Month	YTD 2022	YTD 2021
New Cases Referred to Detectives	4	N/A	N/A
Online Reports	18	N/A	N/A
CPS Referrals	11	N/A	N/A
APS Referrals	4	N/A	N/A
Search Warrants	5	N/A	N/A
Call Out	2	N/A	N/A
Outside Agency Assist	1	N/A	N/A
Other Cases	0	N/A	N/A

The Detective Unit caseload data resumed being collected in June 2022. This information does not reflect cases prior to that date as we did not have a mechanism to accurately collect these statistics.





FOCUS
& GOALS

June's Round up

- Lateral Officer Ortiz completed the Equivalency Academy at the Washington State Criminal Justice Training Commission.
- Officer Michele Fox was promoted to Sergeant.
- Department In-Service training day.

What's Ahead

- Harvest Days, July 15th-17th, 2022
- National Night Out – August 2nd, 2022
- Lieutenant Promotion
- Active Threat Training