



# BATTLE GROUND POLICE DEPARTMENT MONTHLY REPORT

## December 2022

### WORKLOAD

#### WORKLOAD

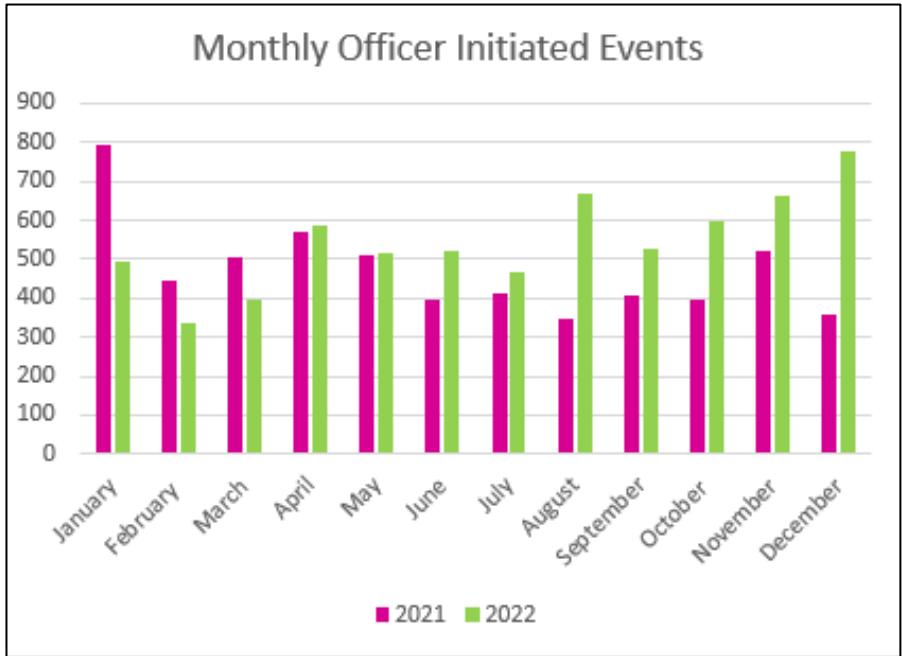
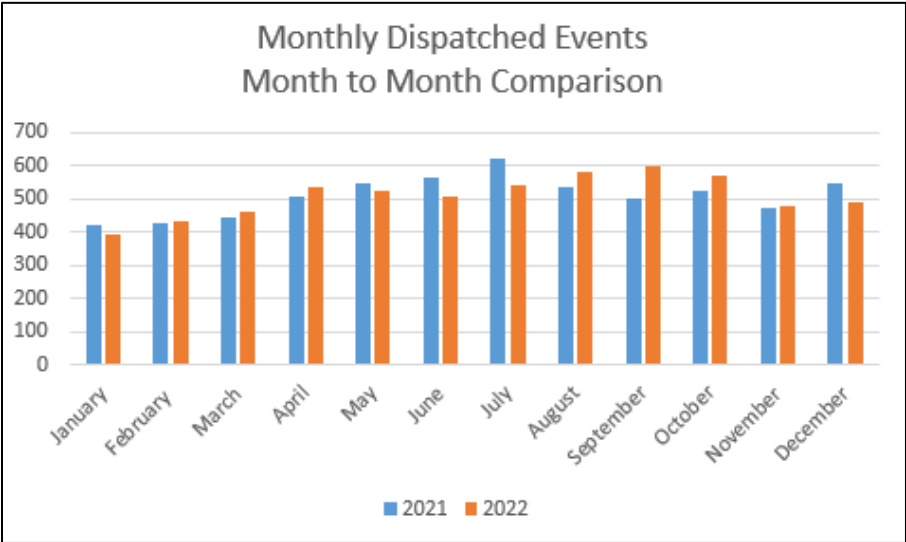
Workload is made of two components –

Dispatched Events and Officer Initiated Events.

Dispatched Events - are all events that are a result of a call for service that originates through the Communications Center or the Front Counter of the Police Department.

Officer Initiated Events - are events generated by the officer.

Officer initiated events are impacted by staffing levels.





# BATTLE GROUND POLICE DEPARTMENT MONTHLY REPORT

December 2022

## DEPARTMENT STATISTICS

This chart reflects a snapshot of Department Statistics for the month.

It's important to understand that Officer Initiated Activity and Officer Statistics may not match as one event can generate multiple arrests, citations, or reports.

### Officer Statistics

	Current Month	YTD 2022	YTD 2021	% Difference
Dispatched Events	490	6101	6116	-0.2%
Officer Initiated Events	775	6690	5666	18.1%
Reports	170	2100	1891	11.1%
Supplemental Reports	59	763	537	42.1%
Online Reports	5	102	99	3.0%
Citations Issued	134	1571	1101	42.7%
Parking Infractions	40	260	53	390.6%
Parking Warnings	76	374	**	**
Impounded Vehicles	1	59	16	268.8%
Traffic Stops	213	2621	2116	23.9%
Sector Collisions	16	217	194	11.9%
Protection Orders Served	2	39	44	-11.4%
<i>** Newly collected statistic</i>				

### Person Crimes Reported

	Current Month	YTD 2022	YTD 2021	% Difference
Homicide	0	1	0	100.0%
Kidnap	0	0	1	-100.0%
Felony Assault	0	16	17	-5.9%
Misdemeanor Assault	4	83	76	9.2%
Harassment	3	27	18	50.0%
Sex Crimes-Adult Victim	0	13	7	85.7%
Sex Crimes-Juvenile Victim	1	14	8	75.0%
Robbery	1	3	4	-25.0%
Driving Under the Influence (DUI)	13	91	57	59.6%
<b>Total Person Crimes</b>	<b>22</b>	<b>248</b>	<b>188</b>	<b>31.9%</b>

### Property Crimes Reported

	Current Month	YTD 2022	YTD 2021	% Difference
Residential Burglary	0	22	14	57.1%
Commercial Burglary	1	30	14	114.3%
Burglary - Other	0	3	2	50.0%
Arson	1	2	1	100.0%
Theft (total)	50	430	486	-11.5%
<i>Auto Theft</i>	5	54	53	1.9%
<i>Fraud</i>	6	53	56	-5.4%
<i>Other</i>	22	158	204	-22.5%
<i>Shoplifting</i>	16	113	117	-3.4%
<i>Vehicle Prowls</i>	1	52	56	-7.1%
Malicious Mischief	2	66	124	-46.8%
Hit and Run	8	62	76	-18.4%
<b>Total Property Crimes</b>	<b>62</b>	<b>615</b>	<b>567</b>	<b>8.5%</b>

### Misc Report Statistics

	Current Month	YTD 2022	YTD 2021	% Difference
Death Investigations *	1	21	26	-19.2%
Suicides	0	1	1	0.0%
Suicide Threats and Attempts	2	32	26	23.1%
Missing Person/Runaway	1	33	16	106.3%



# BATTLE GROUND POLICE DEPARTMENT MONTHLY REPORT

December 2022

## RECORDS UNIT STATISTICS

Records Statistics				
	Current Month	YTD 2022	YTD 2021	% Difference
Public Record Requests	78	730	665	9.8%
Protection Orders Entered	3	91	129	-29.5%
Concealed Pistol Licenses	45	481	381	26.2%
Firearms Transfers	90	1059	916	15.6%
Fingerprints	22	352	359	-1.9%
Court Filings - BGMC	116	1558	1085	43.6%
Referrals - BGPA	2	13	24	-45.8%
Referrals - CCPA	13	104	59	76.3%
Referrals - CJCPA	1	10	8	25.0%
Referrals - JVPA	5	54	34	58.8%
APS Referrals	0	14	15	-6.7%
CPS Referrals	2	41	52	-21.2%

## Property and Evidence Statistics

	Current Month	YTD 2022	YTD 2021	% Difference
Property Items In	65	834	1254	-33.5%
Property Items Out	28	349	671	-48.0%
Drug Take Back in Pounds	42	783	311	151.8%


## DETECTIVE UNIT STATISTICS

The Detective Unit caseload data resumed being collected in June 2022. This information does not reflect cases prior to that date as we did not have a mechanism to accurately collect these statistics.

## Detective Caseload

	Current Month	YTD 2022	YTD 2021
New Cases Referred to Detectives	2	25	N/A
CPS Referrals	8	38	N/A
APS Referrals	4	23	N/A
Call Out	1	8	N/A
Online Reports	9	86	N/A
Search Warrants	2	13	N/A
Outside Agency Assist	0	4	N/A
Other Cases	0	3	N/A

Detective Caseload





# BATTLE GROUND POLICE DEPARTMENT MONTHLY REPORT

**December 2022**

## December Emphases

Emphasis Locations:

- North Parkway Avenue
- South Parkway Avenue
- West Main Street
- NE Grace Avenue
- SW 20<sup>th</sup> Avenue
- SE Grace Avenue
- 10<sup>th</sup> Avenue

### PATROL EMPHASIS STATISTICS

In addition to regular patrol activities, additional resources were dedicated to offer enhanced traffic enforcement and emphases at various locations in the city.

The location of each emphasis is subject to change on a monthly basis.

Speeding/DUI/Parking		
	Warnings	Citations
Speeding	59	13
Using Electronic Device	1	0
No Insurance	2	7
Other/Moving	14	5
Other/Non-Moving	22	2
No Valid Operator's License	0	1
Fail to Obey Traffic Signal	2	1
Parking Violation	133	37
Negligent Driving	0	0
Driving While Suspended	0	2
Driving Under the Influence	0	4
<b>Total</b>	<b>233</b>	<b>72</b>



December 2022

FOCUS  
& GOALS

### December's Round up

- Shop with a Cop, December 3<sup>rd</sup>
- Hiring Lateral Officer Jeff Cabanting-Rafael
- In-Service Training, December 12<sup>th</sup> & 16<sup>th</sup>
- Special Olympics Recognition Event, December 13<sup>th</sup>
- Night of 1000 Stars Awards Ceremony, December 17<sup>th</sup>

### What's Ahead

- National Law Enforcement Appreciation Day, January 9<sup>th</sup>