



BATTLE GROUND POLICE DEPARTMENT MONTHLY REPORT

October 2022

WORKLOAD

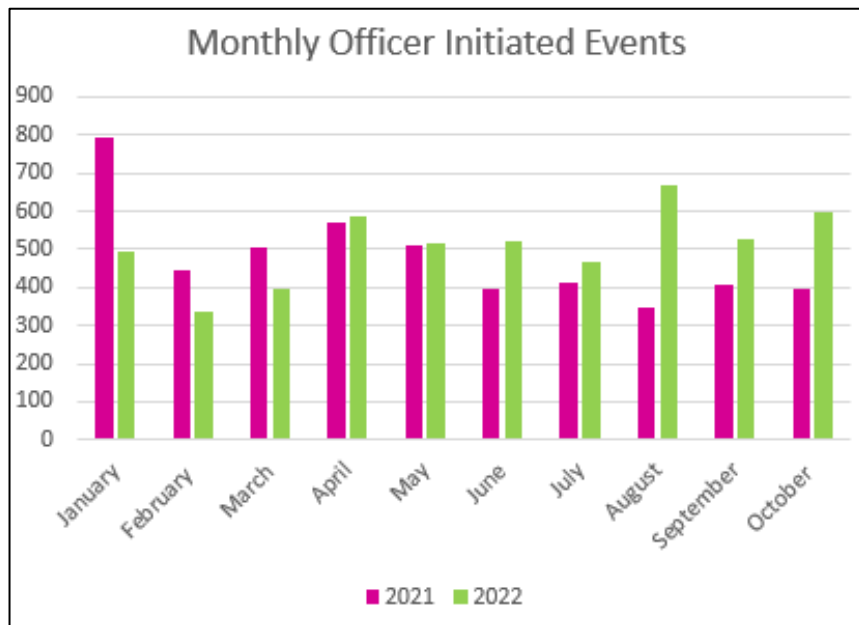
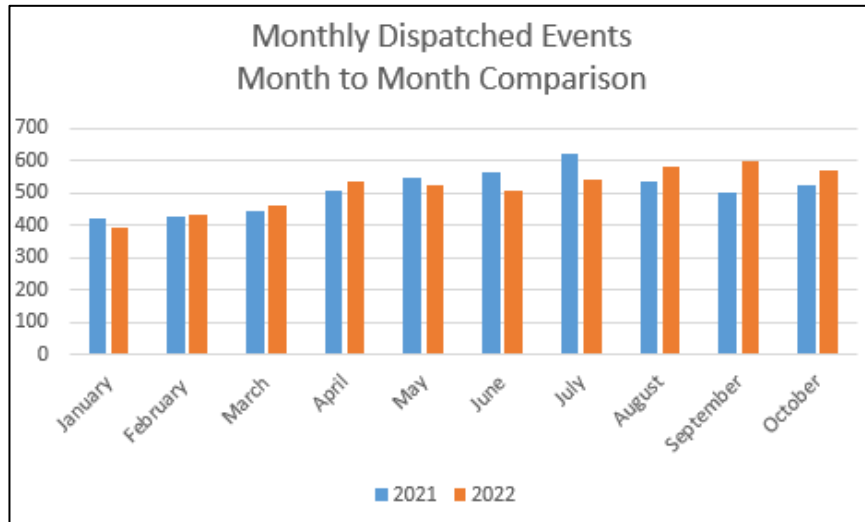
Workload is made of two components –

Dispatched Events and Officer Initiated Events.

Dispatched Events - are all events that are a result of a call for service that originates through the Communications Center or the Front Counter of the Police Department.

Officer Initiated Events - are events generated by the officer.

Officer initiated events are impacted by staffing levels.





BATTLE GROUND POLICE DEPARTMENT MONTHLY REPORT

October 2022

DEPARTMENT STATISTICS

This chart reflects a snapshot of Department Statistics for the month.

It's important to understand that Officer Initiated Activity and Officer Statistics may not match as one event can generate multiple arrests, citations, or reports.

Officer Statistics				
	Current Month	YTD 2022	YTD 2021	% Difference
Dispatched Events	568	5152	5095	1.1%
Officer Initiated Events	599	5118	4783	7.0%
Reports	206	1657	1550	6.9%
Supplemental Reports	94	605	441	37.2%
Online Reports	5	50	75	-33.3%
Citations Issued	114	1189	898	32.4%
Parking Infractions	65	166	16	937.5%
Parking Warnings	61	283	**	**
Impounded Vehicles	17	55	10	450.0%
Traffic Stops	242	2227	1776	25.4%
Sector Collisions	17	174	146	19.2%
Protection Orders Served	3	31	35	-11.4%
<i>** Newly collected statistic</i>				

Person Crimes Reported				
	Current Month	YTD 2022	YTD 2021	% Difference
Homicide	0	1	0	100.0%
Kidnap	0	0	1	-100.0%
Felony Assault	1	16	14	14.3%
Misdemeanor Assault	8	70	58	20.7%
Harassment	5	23	16	43.8%
Sex Crimes-Adult Victim	2	12	6	100.0%
Sex Crimes-Juvenile Victim	2	13	6	116.7%
Robbery	0	2	4	-50.0%
Driving Under the Influence (DUI)	7	70	44	59.1%
Total Person Crimes	25	207	149	38.9%

Property Crimes Reported				
	Current Month	YTD 2022	YTD 2021	% Difference
Residential Burglary	3	21	12	75.0%
Commercial Burglary	1	7	9	-22.2%
Burglary – Other	0	3	1	200.0%
Arson	0	1	0	100.0%
Theft (total)	44	333	305	9.2%
<i>Auto Theft</i>	6	45	30	50.0%
<i>Fraud</i>	8	42	44	-4.5%
<i>Shoplifting</i>	12	81	52	55.8%
<i>Vehicle Prowls</i>	4	49	51	-3.9%
Malicious Mischief	6	58	96	-39.6%
Hit and Run	2	49	61	-19.7%
Total Property Crimes	86	689	661	4.2%

Misc Report Statistics				
	Current Month	YTD 2022	YTD 2021	% Difference
Death Investigations *	2	19	22	-13.6%
Suicides	0	1	1	0.0%
Suicide Threats and Attempts	0	26	22	18.2%
Missing Person/Runaway	4	29	14	107.1%



BATTLE GROUND POLICE DEPARTMENT MONTHLY REPORT

October 2022

RECORDS UNIT STATISTICS


Records Statistics				
	Current Month	YTD 2022	YTD 2021	% Difference
Public Record Requests	70	585	531	10.2%
Protection Orders Entered	6	87	106	-17.9%
Concealed Pistol Licenses	37	387	339	14.2%
Firearms Transfers	63	885	711	24.5%
Fingerprints	4	261	302	-13.6%
Court Filings - BGMC	209	1288	875	47.2%
Referrals - BGPA	57	97	22	340.9%
Referrals - CCPA	16	84	44	90.9%
Referrals - CJCPA	2	3	8	-62.5%
Referrals - JVPA	14	46	23	100.0%
APS Referrals	1	14	11	27.3%
CPS Referrals	6	38	48	-20.8%

DETECTIVE UNIT STATISTICS

Property and Evidence Statistics				
	Current Month	YTD 2022	YTD 2021	% Difference
Property Items In	86	683	444	53.8%
Property Items Out	5	308	923	-66.6%
Drug Take Back in Pounds	100	558	457	22.1%

Detective Caseload			
	Current Month	YTD 2022	YTD 2021
New Cases Referred to Detectives	7	22	N/A
CPS Referrals	5	32	N/A
APS Referrals	2	14	N/A
Call Out	3	6	N/A
Online Reports	6	59	N/A
Search Warrants	2	8	N/A
Outside Agency Assist	1	3	N/A
Other Cases	0	2	N/A

The Detective Unit caseload data resumed being collected in June 2022. This information does not reflect cases prior to that date as we did not have a mechanism to accurately collect these statistics.





BATTLE GROUND POLICE DEPARTMENT MONTHLY REPORT

October 2022

October Emphases

Emphasis Locations:

- North Parkway Avenue
- South Parkway Avenue
- SW 10th Avenue
- West Main Street
- NE Grace Avenue
- SW 20th Avenue
- SE Grace Avenue

PATROL EMPHASIS STATISTICS

In addition to regular patrol activities, additional resources were dedicated to offer enhanced traffic enforcement and emphases at various locations in the city.

The location of each emphasis is subject to change on a monthly basis.

Speeding/DUI/Parking		
	Warnings	Citations
Speeding	75	30
Using Electronic Device	4	0
No Insurance	4	4
Other/Moving	26	3
Other/Non-Moving	14	1
No Valid Operator's License	1	1
Fail to Obey Traffic Signal	3	0
Parking Violation	80	40
Negligent Driving	0	0
Driving While Suspended	0	5
Driving Under the Influence	0	4
Total	207	88



FOCUS
& GOALS

October's Round up

- Detective recruitment and selection
- Collection of 471 pounds of prescription drugs during National Drug Take Back Day on October 28th
- Traffic and Parking Emphases resulting in 88 citations and 207 warnings
- Chief Fort and Lieutenant Armstrong attended the 2022 International Association of Chiefs of Police Conference.
- EVOC (Emergency Vehicle Operation) Training

What's Ahead

- Shop with a Cop
- Entry & Lateral Officer Recruitment
- Washington Association of Sheriffs and Police Chiefs 2022 Fall Conference
- Handgun Red Dot Sight Instructor Training