



Monthly Report

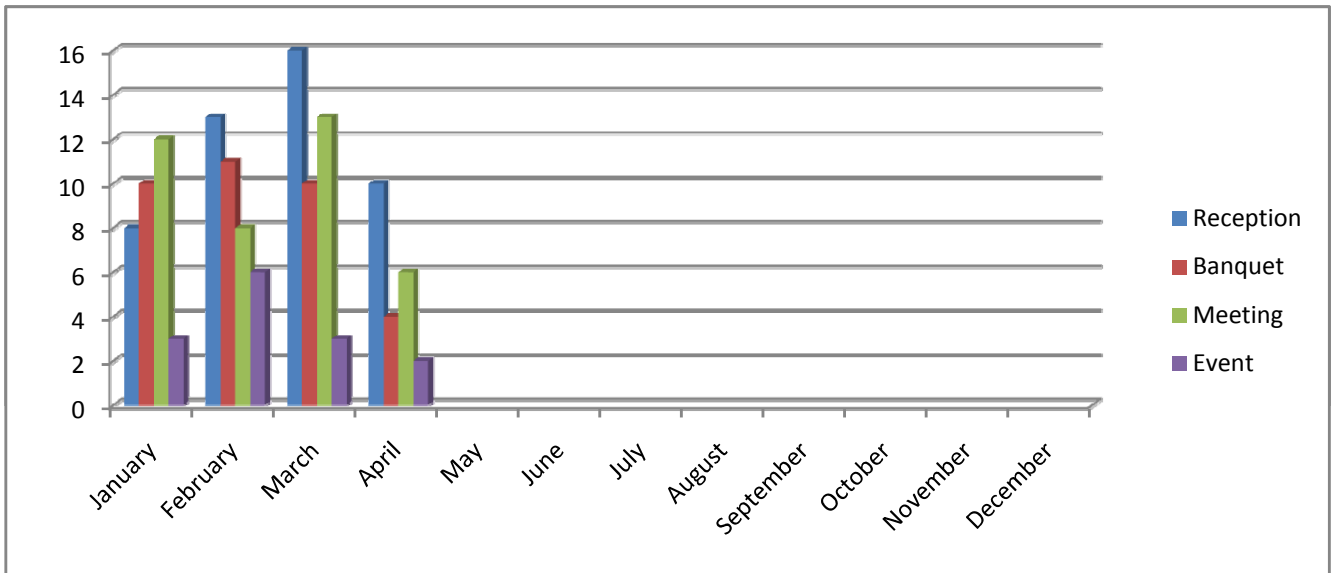
April 2009

Parks & Recreation Department

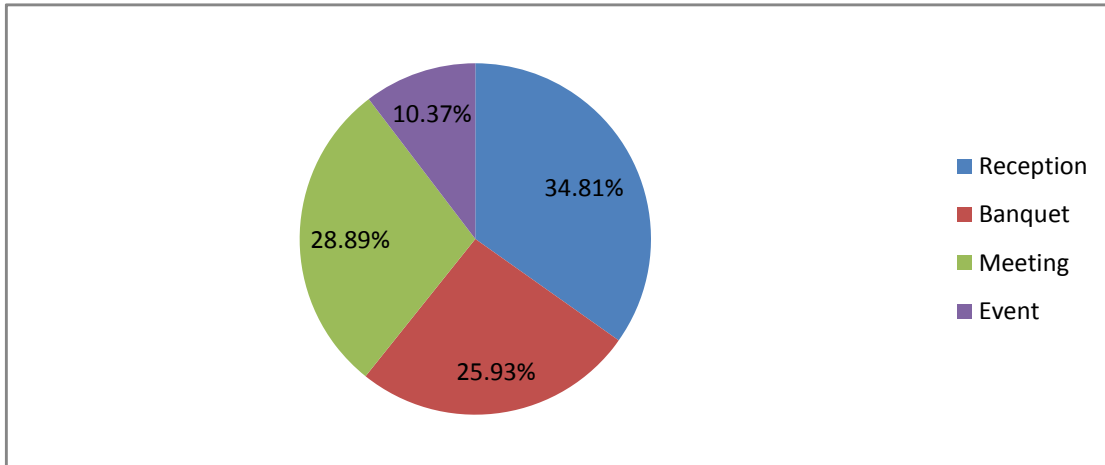
Play, Learn and Grow through
Battle Ground Parks & Recreation

Type of Inquiry BGCC 09'

Month	Reception	Banquet	Meeting	Event	Totals
January	8	10	12	3	33
February	13	11	8	6	38
March	16	10	13	3	42
April	10	4	6	2	22
May					0
June					0
July					0
August					0
September					0
October					0
November					0
December					0
Totals	47	35	39	14	135

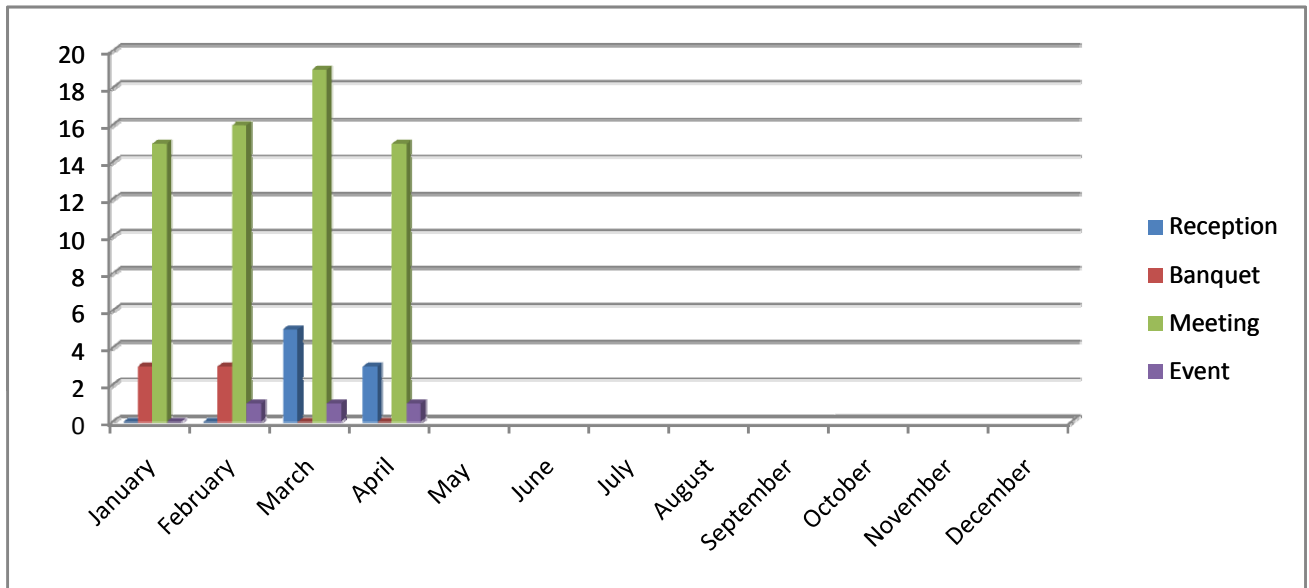


Reception	Banquet	Meeting	Event
34.81%	25.93%	28.89%	10.37%

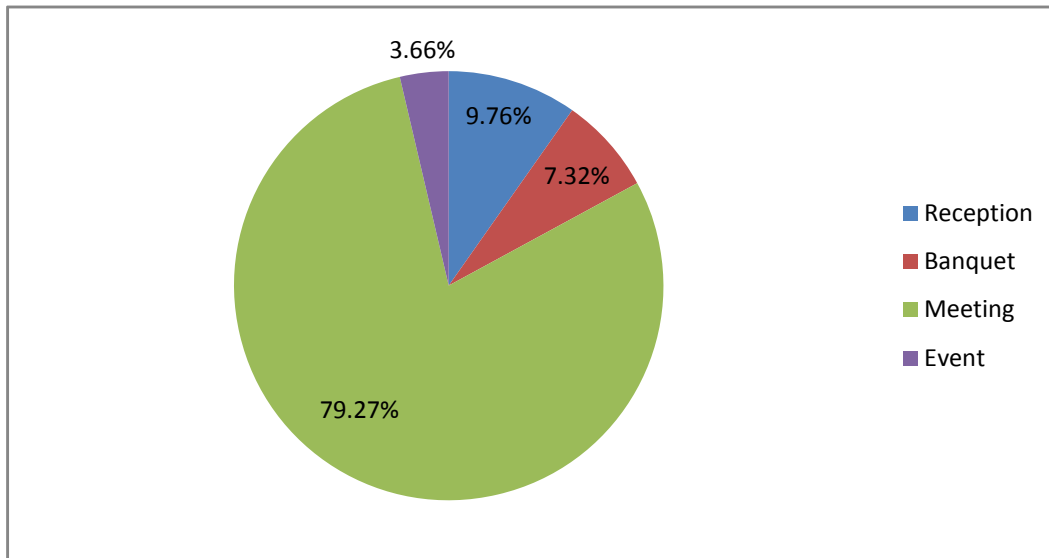


Actual BGCC Rentals 09'

Month	Reception	Banquet	Meeting	Event	Totals
January	0	3	15	0	18
February	0	3	16	1	20
March	5	0	19	1	25
April	3	0	15	1	19
May					
June					
July					
August					
September					
October					
November					
December					
Totals	8	6	65	3	82

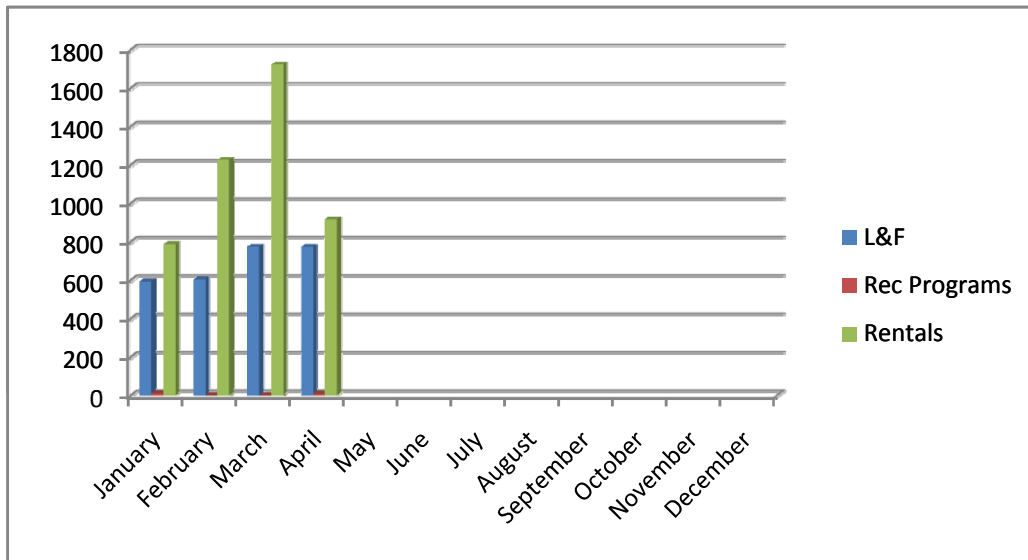


Reception	Banquet	Meeting	Event
9.76%	7.32%	79.27%	3.66%

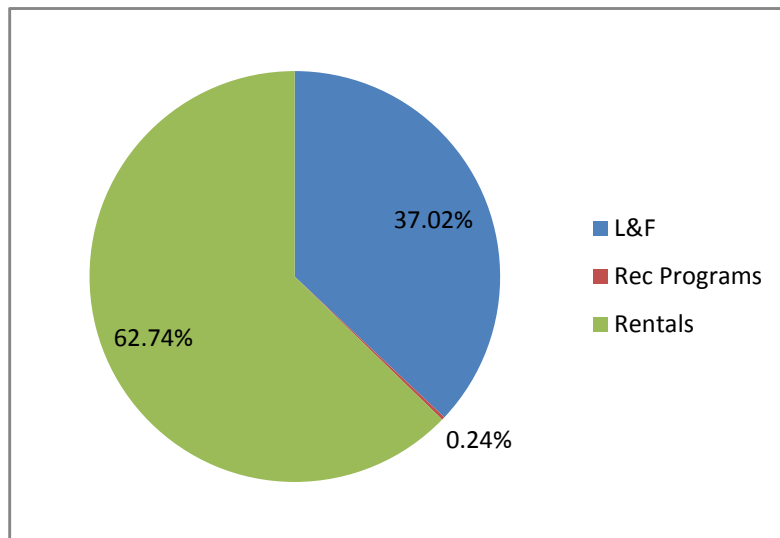


BGCC Attendance 09'

Month	L&F	Rec Programs	Rentals	Totals
January	594	10	789	1393
February	604	0	1227	1831
March	775	0	1723	2498
April	774	8	917	1699
May				
June				
July				
August				
September				
October				
November				
December				
Totals	2747	18	4656	7421



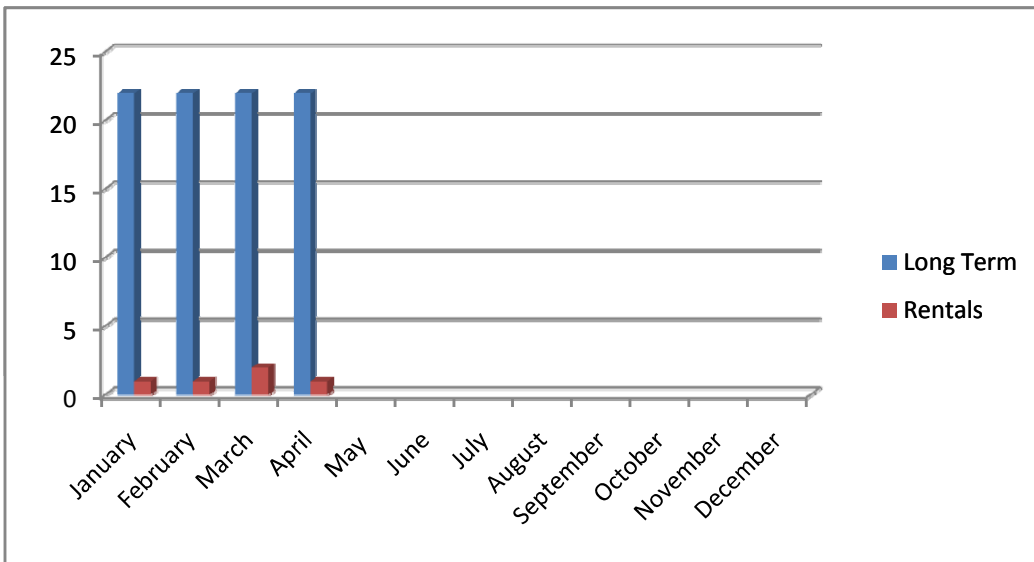
L&F	Rec Programs	Rentals
37.02%	0.24%	62.74%



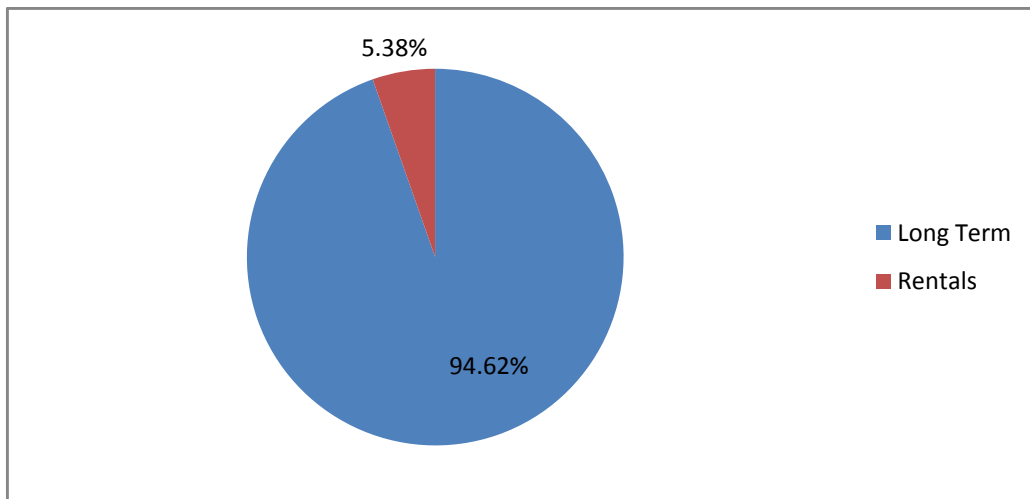
***Meals on Wheels
704 delivered in
April.***

Actual Senior Center Rentals 09'

Month	Long Term	Rentals	Totals
January	22	1	23
February	22	1	23
March	22	2	24
April	22	1	23
May			
June			
July			
August			
September			
October			
November			
December			
Totals	88	5	93

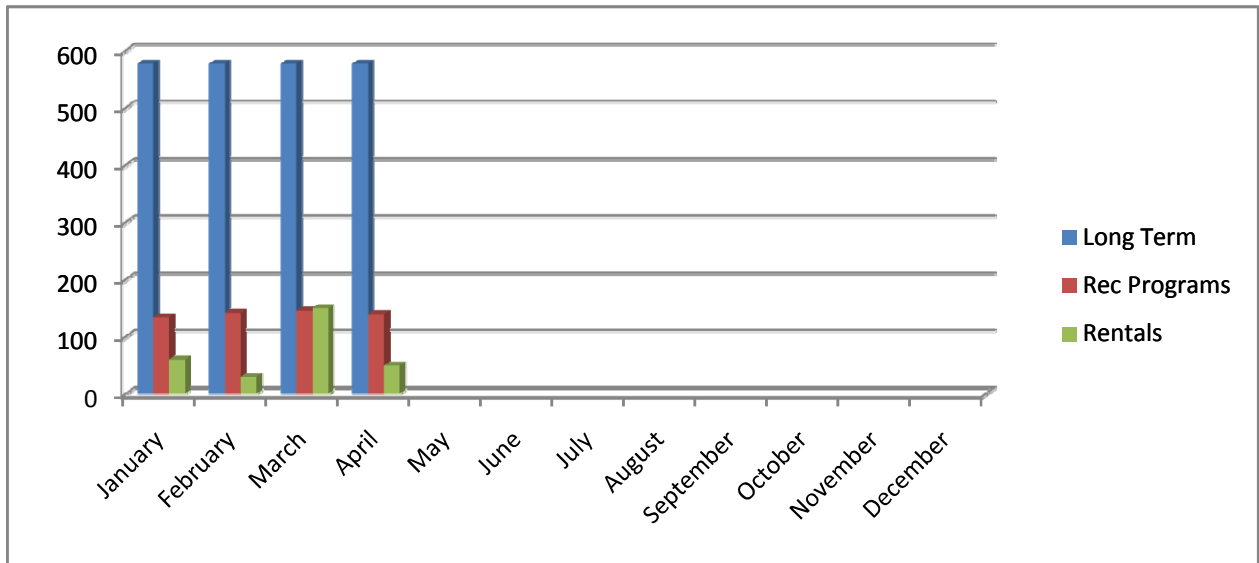


Long Term **Rentals**
94.62% **5.38%**



Senior Center Attendance 09'

Month	Long Term	Rec Programs	Rentals	Totals
January	577	134	60	771
February	577	142	30	749
March	577	146	150	873
April	577	140	50	767
May				
June				
July				
August				
September				
October				
November				
December				
Totals	2308	562	290	3160



Long Term Rec Programs Rentals
73.04% 17.78% 9.18%

