

CITY OF BATTLE GROUND

Public Works Department

MONTHLY REPORT

August 2005

Status through August 31, 2005

Water

- We installed 13 new services and produced 70.4 million gallons or an average of 2.4 million gallons per day with a peak flow of 2.5 m/g/d
- Sprayed for weeds and blackberries around reservoirs
- Repaired fluoride line and water leak at wells #4 & #5
- Repaired water lines in well #5 due to vandalism
- Repaired leak in filters at well #7 and fluoride pump at well#8
- Transferred 16 barrels of chlorine at wells #7 & #8

Sewer

- We collected and pumped 42.1 million gallons of effluent with an average daily flow of 1.4 m/g/d and a peak daily flow of 4.3 mg
- Met with Inertia systems re. Drives for Mc Clure
- Removed the excess weed growth from the lagoon
- Removed and cleaned Pump #2 at Gardner Lift Station
- Cleaned all pumps at Mc Clure Lift Station & rebuilt the one chemical injection pump
- We cleaned and root cut 1000' of sewer line and removed gravel and grease from the lines on S.E. 4th and Clark Ave's.
- Continue our odor control with sulfide tests and Odaloger readings.
- Repaired air a malfunctioning air relief on Scottenway
- TV'd line and saw cut for sewer line repair on N.E. 11th St.

Facilities

- Brought in the tents and BBQ's for the "National Night Out" and accomplished the road closure, set-up and tear-down for this event
- Installed new automatic feeders at the animal holding pen

Drainage

- Continue the flail mowing and weed eating schedule on our swales
- Weed management- cut Tansey Ragwort in Gardner Oaks drainage ditch, and in swale #12
- Met with pest control to exterminate a face hornets nest

Parks

- **Daily rounds, mowing, landscape maintenance and playground inspections**
- **Reinstall signs in all parks after adding plexiglass covering to vandalized signs**
- **Cresap Park- fix irrigation leak,**
- **Horsetheif Canyon Park- Begin a major clean-up and install a temporary irrigation system for the upcoming “Meet & Greet”**
- **Fairgrounds Park- Clean up graffiti from the Lions Den building**
- **Hidden Glen Park- Pull wood out that was damning Woodin Creek**
- **Central Park- Remove a dead tree near the Main Street entrance**

Streets

- **Started repairing cracked out curbs around drain holes in SW quad**
- **Finished our preparation work on slurry projects for 2005**
- **Flailed mowed right-of-ways in the east and west sides of the city**
- **Weeded ROW planters on SW 20th Ave and Rasmussen**
- **Cleaned up ROW's on SW 12th Ave and NE 9th St.**
- **Reset a stop sign at NW 14th Av and a speed limit sign on NW 8th Av**
- **Striped 3 crosswalks on NW 9th ST and 9 crosswalks on Onsdorf**
- **Completed asphalt repairs on Scottenway and South Parkway**

Administration

- **We had 7 people at IBA training for 3 days during August**
- **The Operations staff helped with the proposed 2006 budget**
- **A meeting was arranged with David Reeves re streamlining our PO's**
- **We are working with Evergreen Adjusters on the building repair and replacement of the mowers after the fire at the Remy property.**
- **The Maintenance Worker 1 applications were screened, the top five candidates were interviewed and the top one is being checked**
- **We have screened the Supervisor applicants and have selected the top five for interviews on Sept. 21st.**
- **We were able to bring together all parties involved in the chemical tank repair, it was completed and brought back into service.**
- **We are working with Fire Dist 11, BGPD and city officials to address the NIMS training needed for Homeland Security compliance.**

Steven Rommel

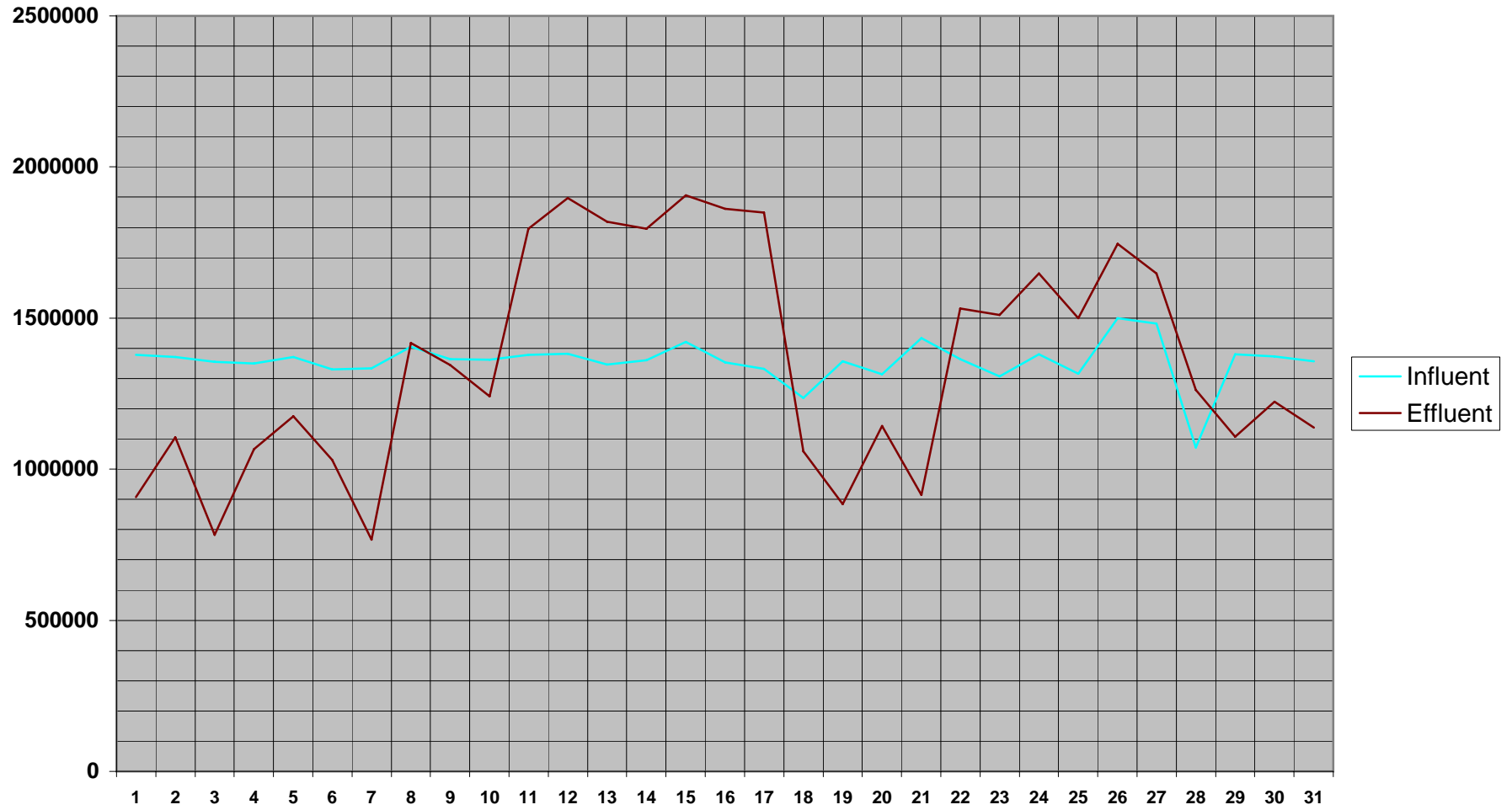
Superintendent of Public Works

WasteWater Flow in Gallons

August 2005

Day	Hockinson	Meadow Glade	Battle Ground	Influent Totals	Effluent Totals					
1	9000	129000	1240000	1378000	908300					
2	6000	146000	1219500	1371500	1106300					
3	6000	153000	1195400	1354400	782700					
4	6000	161000	1183000	1350000	1066600					
5	6000	147000	1218200	1371200	1174700					
6	5000	136000	1189300	1330300	1029900					
7	5000	156000	1172500	1333500	767500					
8	6000	146000	1253900	1405900	1418300					
9	5000	147000	1212500	1364500	1344000					
10	6000	151000	1204600	1361600	1241100					
11	6000	143000	1229800	1378800	1796000	Avg Min Max				
	Influent									
12	5000	135000	1242600	1382600	1897100	Hockinson	179000	5774.194	4000	9000
13	5000	152000	1189900	1346900	1819000	Meadow Glade	4624000	149161.3	126000	168000
14	6000	166000	1188000	1360000	1796400	Battle Ground	37264300	1202074	942200	1336000
15	6000	147000	1268500	1421500	1906400					
16	8000	149000	1197100	1354100	1861700	Total Influent	42067300	1357010	1072200	1499000
17	6000	148000	1178200	1332200	1848700					
18	5000	134000	1096800	1235800	1060000	Avg Min Max				
19	5000	144000	1208100	1357100	884600	Total Effluent	42083100	1357519	767500	1906400
20	5000	143000	1165700	1313700	1142200					
21	6000	166000	1261300	1433300	913900					
22	5000	143000	1215700	1363700	1531700					
23	5000	143000	1159900	1307900	1511200					
24	9000	161000	1209600	1379600	1648000					
25	6000	147000	1162700	1315700	1500400					
26	6000	157000	1336000	1499000	1745800					
27	5000	168000	1308700	1481700	1648500					
28	4000	126000	942200	1072200	1263000					
29	5000	154000	1221000	1380000	1107500					
30	6000	161000	1206200	1373200	1223400					
31	5000	165000	1187400	1357400	1138200					
Total	179000	4624000	37264300	42067300	42083100					
Total Ytd	2688000	39669000	329700700	372057700	381277200					

Battle Ground Waste Water Flow August 2005



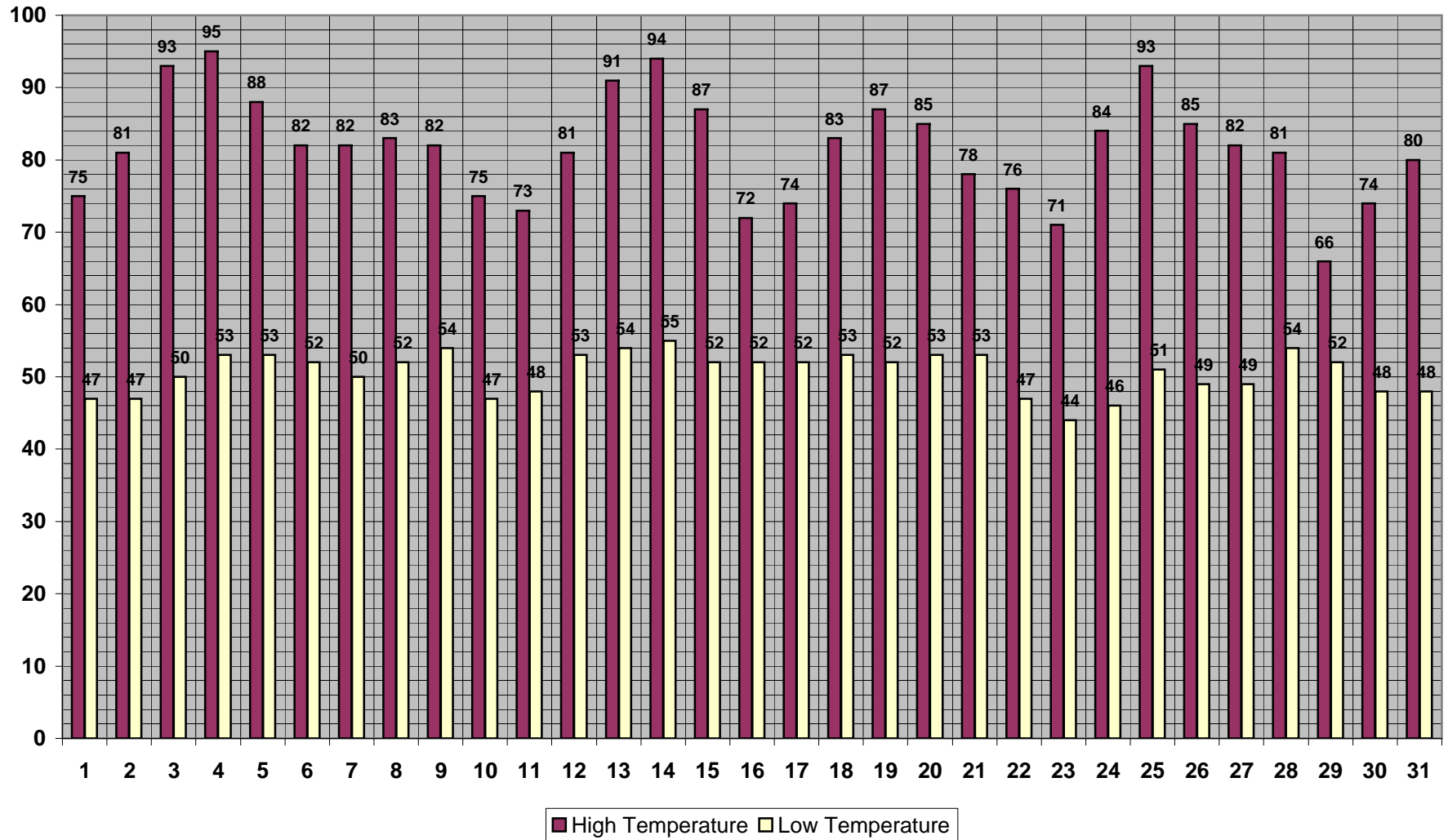
BATTLE GROUND TEMPERATURES

August 2005

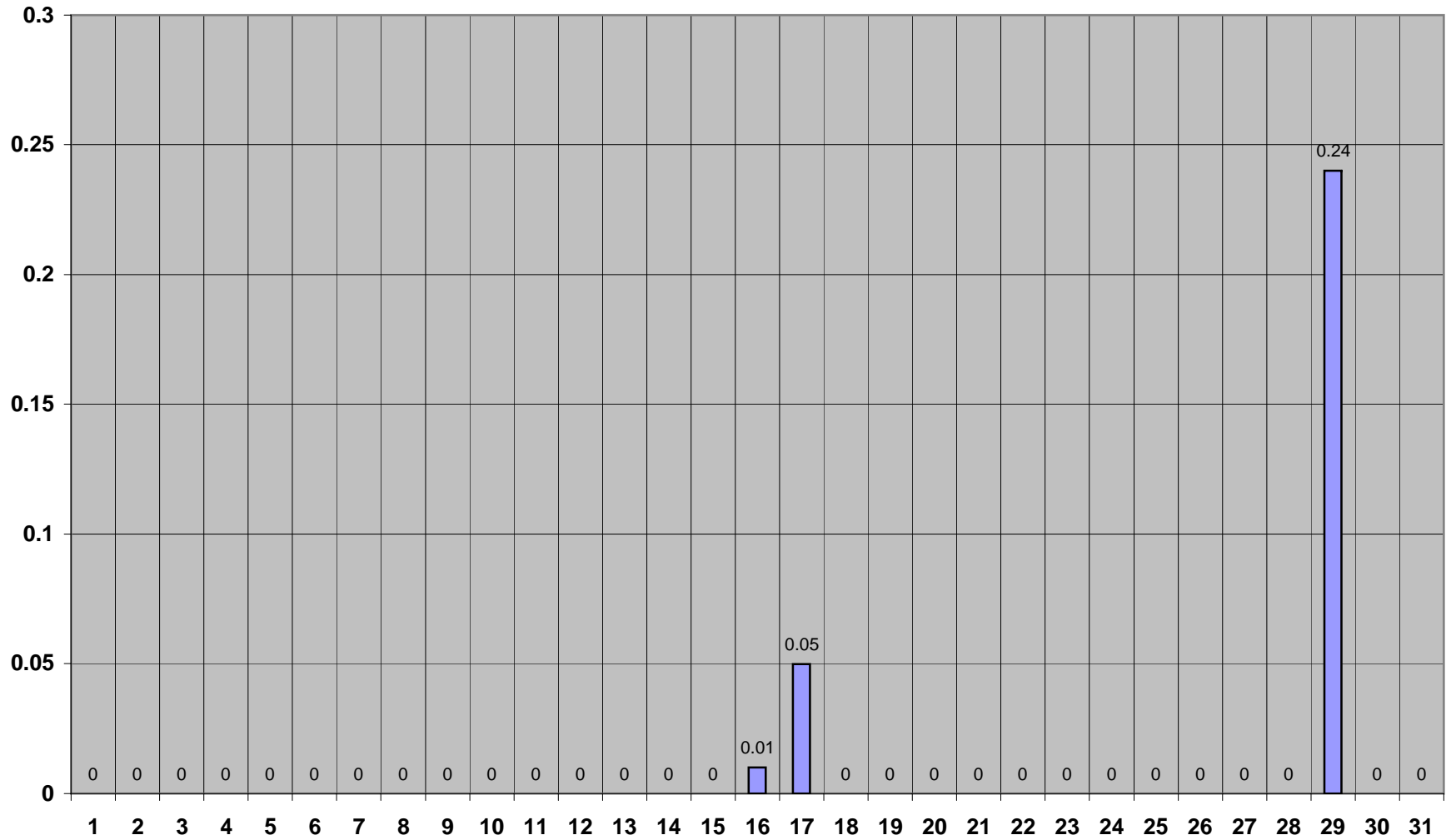
Day	High Temp	Low Temp	Average
1	75	47	61
2	81	47	64
3	93	50	71.5
4	95	53	74
5	88	53	70.5
6	82	52	67
7	82	50	66
8	83	52	67.5
9	82	54	68
10	75	47	61
11	73	48	60.5
12	81	53	67
13	91	54	72.5
14	94	55	74.5
15	87	52	69.5
16	72	52	62
17	74	52	63
18	83	53	68
19	87	52	69.5
20	85	53	69
21	78	53	65.5
22	76	47	61.5
23	71	44	57.5
24	84	46	65
25	93	51	72
26	85	49	67
27	82	49	65.5
28	81	54	67.5
29	66	52	59
30	74	48	61
31	80	48	64

Highest Temperature	95
Lowest Temperature	44
<i>Average High Temperature</i>	81.7
<i>Average Low Temperature</i>	50.6

Battle Ground Temperature August 2005



Battle Ground Precipitation August 2005



BATTLE GROUND PRECIPITATION

August 2005

Day

1	0
2	0
3	0
4	0
5	0
6	0
7	0
8	0
9	0
10	0
11	0
12	0
13	0
14	0
15	0
16	0.01
17	0.05
18	0
19	0
20	0
21	0
22	0
23	0
24	0
25	0
26	0
27	0
28	0
29	0.24
30	0
31	0

Total Precipitation	0.3
Min	0
Max	0.24
Avg	0.009677

Total Precip. YTD =	27.31
----------------------------	--------------

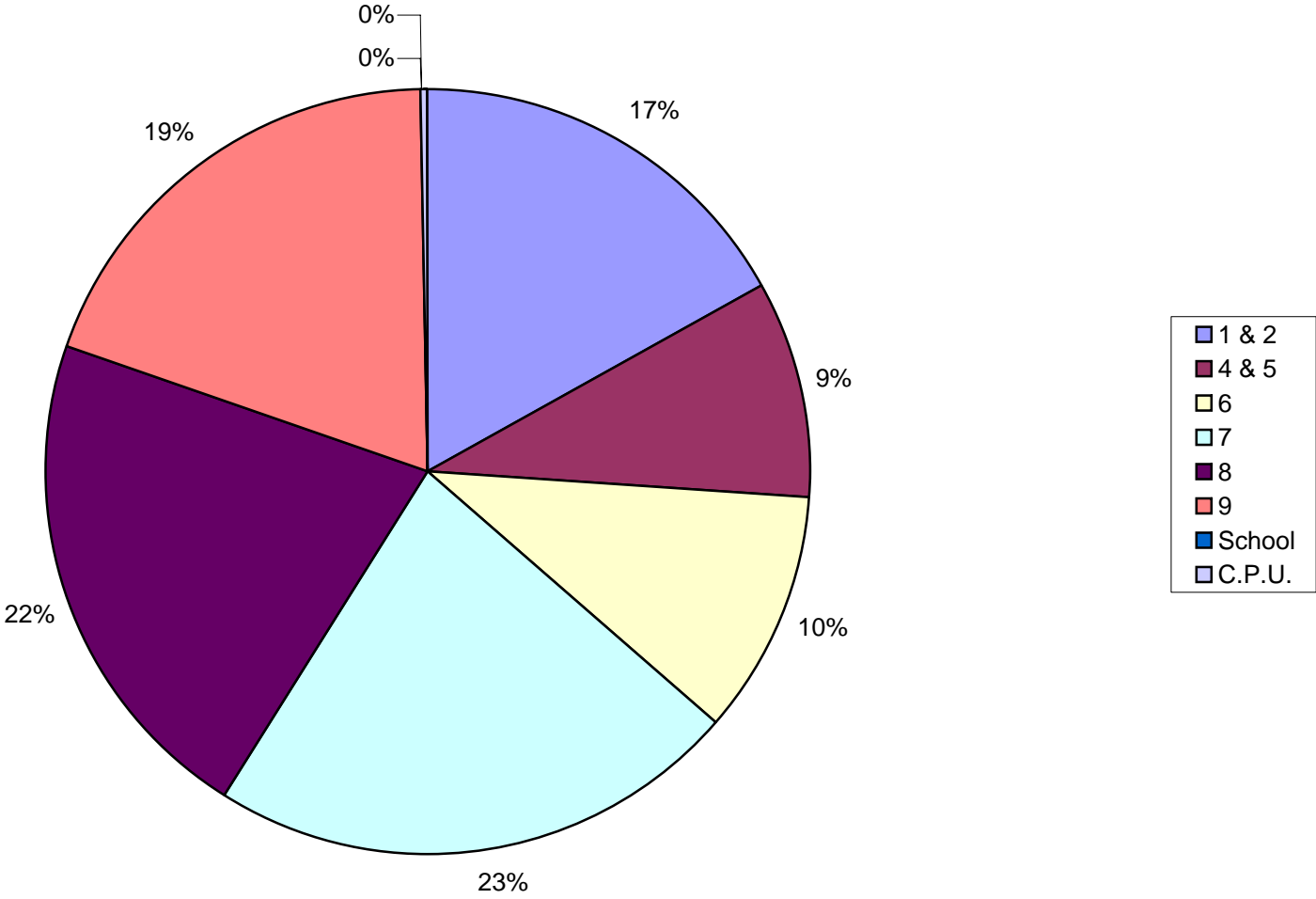
CITY OF BATTLE GROUND - WELL PRODUCTION

Aug. '05

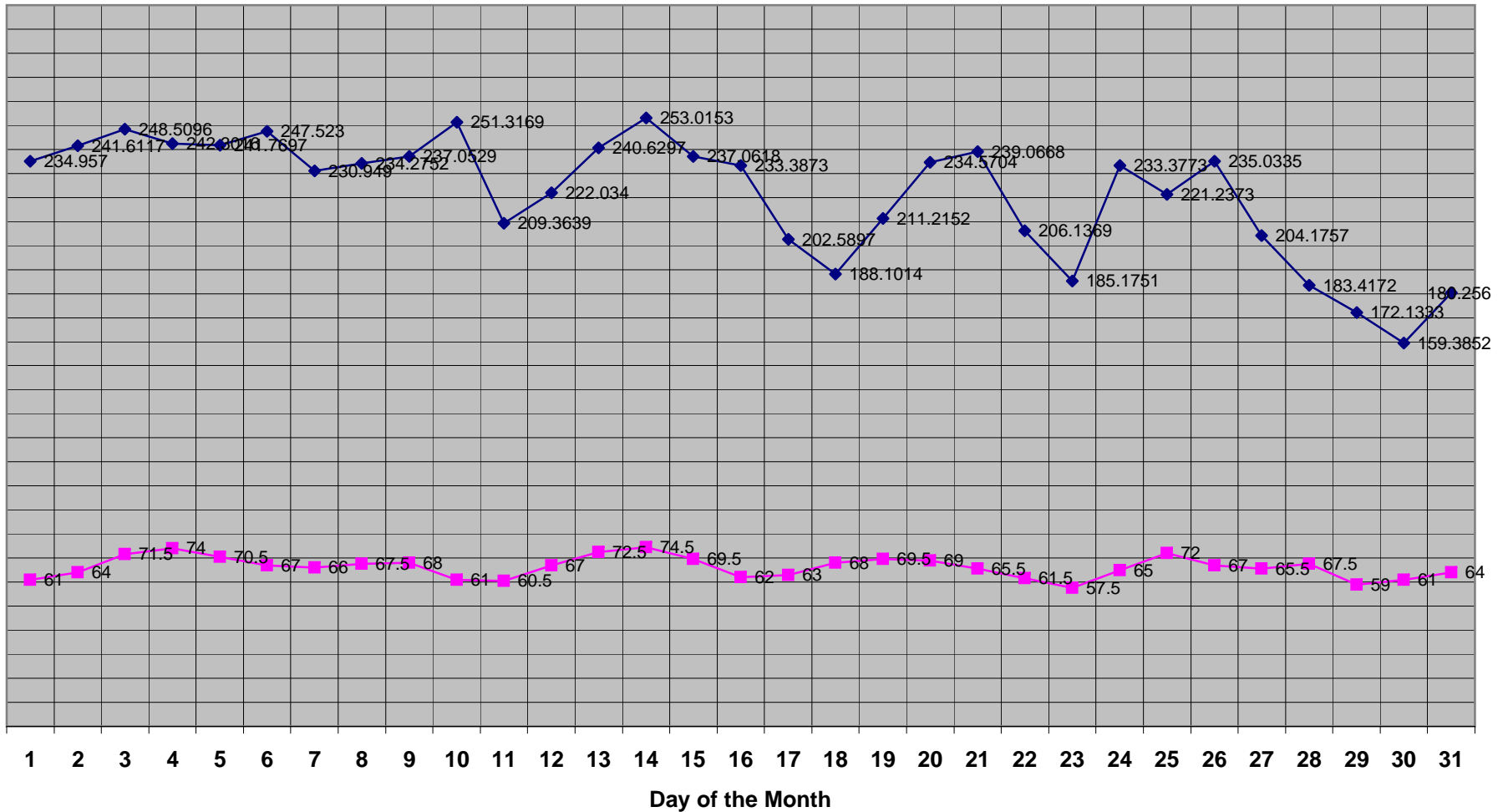
Pump Station

Day	1 & 2	4 & 5	6	7	8	9	School	C.P.U.	TOTALS
1	376,372	194,500	307,698	468,000	446,000	557,000		0	2,349,570
2	387,095	206,000	333,022	521,000	499,000	470,000		0	2,416,117
3	379,637	203,000	274,559	493,000	500,000	557,000		77,900	2,485,096
4	376,848	201,000	227,368	483,000	467,000	584,000		83,800	2,423,016
5	395,807	219,000	236,890	488,000	475,000	603,000		0	2,417,697
6	391,987	198,500	238,743	518,000	478,000	650,000		0	2,475,230
7	361,443	195,700	227,347	477,000	444,000	604,000		0	2,309,490
8	383,202	200,000	216,550	486,000	447,000	610,000		0	2,342,752
9	381,797	203,000	212,732	502,000	444,000	627,000		0	2,370,529
10	406,541	216,000	211,628	530,000	483,000	666,000		0	2,513,169
11	364,047	192,100	175,492	491,000	463,000	408,000		0	2,093,639
12	376,751	201,000	192,589	478,000	441,000	531,000		0	2,220,340
13	379,172	206,000	235,125	498,000	473,000	615,000		0	2,406,297
14	384,913	216,000	265,240	526,000	482,000	656,000		0	2,530,153
15	371,871	204,000	229,747	505,000	443,000	617,000		0	2,370,618
16	384,175	206,000	191,698	484,000	454,000	614,000		0	2,333,873
17	385,863	211,000	74,034	498,000	487,000	370,000		0	2,025,897
18	370,309	203,000	263,705	512,000	511,000	21,000		0	1,881,014
19	361,231	199,800	170,121	428,000	407,000	546,000		0	2,112,152
20	381,660	201,000	224,044	527,000	489,000	523,000		0	2,345,704
21	396,900	213,000	253,768	536,000	517,000	474,000		0	2,390,668
22	388,776	208,000	196,593	484,000	486,000	298,000		0	2,061,369
23	372,468	200,000	285,283	499,000	495,000	0		0	1,851,751
24	392,624	208,000	225,149	520,000	499,000	489,000		0	2,333,773
25	370,000	205,000	196,373	486,000	505,000	450,000		0	2,212,373
26	424,137	233,000	245,198	523,000	521,000	404,000		0	2,350,335
27	408,795	210,000	283,962	542,000	560,000	37,000		0	2,041,757
28	309,277	168,200	164,695	420,000	424,000	348,000		0	1,834,172
29	373,067	199,300	168,966	485,000	495,000	0		0	1,721,333
30	253,707	204,000	200,145	502,000	434,000	0		0	1,593,852
31	311,490	208,000	263,070	501,000	519,000	0		0	1,802,560
TOTAL	11,601,962	6,333,100	6,991,534	15,411,000	14,788,000	13,329,000	0	161,700	68,616,296
Daily Avg.	374,256.84	204,293.55	225533.35	497129.03	477032.26	429967.74	#DIV/0!	5216.13	2213428.9
Maximum	424,137	233,000	333,022	542,000	560,000	666,000	0	83,800	2,530,153
Minimum	253,707	168,200	74,034	420,000	407,000	0	0	0	1,593,852
Total A.F.	35.61	19.44	21.46	47.30	45.39	40.91	0.00	0.50	210.59
A.F. YTD	170.95	34.24	94.12	211.81	222.57	282.37		1.75	1023.3
Total A.F. produced this month by BG Wells				215.59	Total A.F. produced by BG wells YTD				3952.53

Battle Ground Well Production August 2005



Battle Ground Avg. Daily Temperature - Total Daily Well Production August 2005



Well Production (Gallons X 10,000) Average Daily Temperature

Waste Water Influent - Precipitation August 2005

