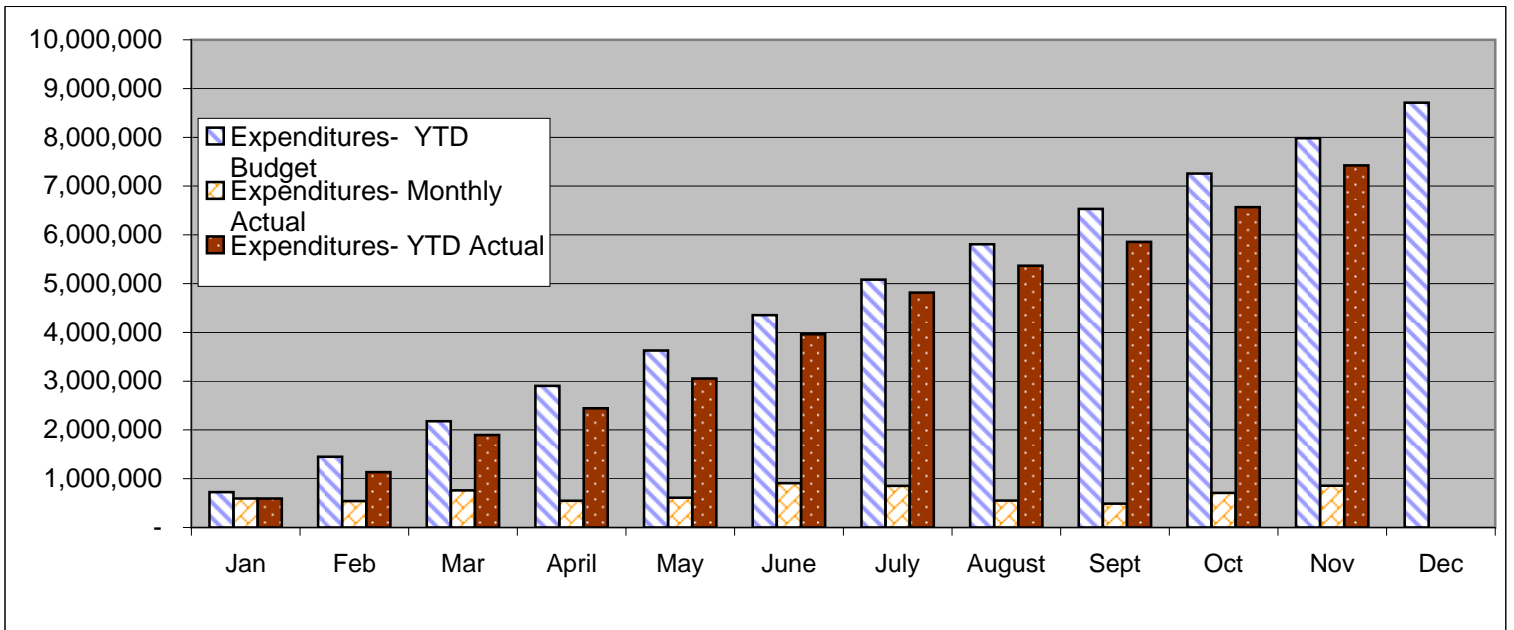
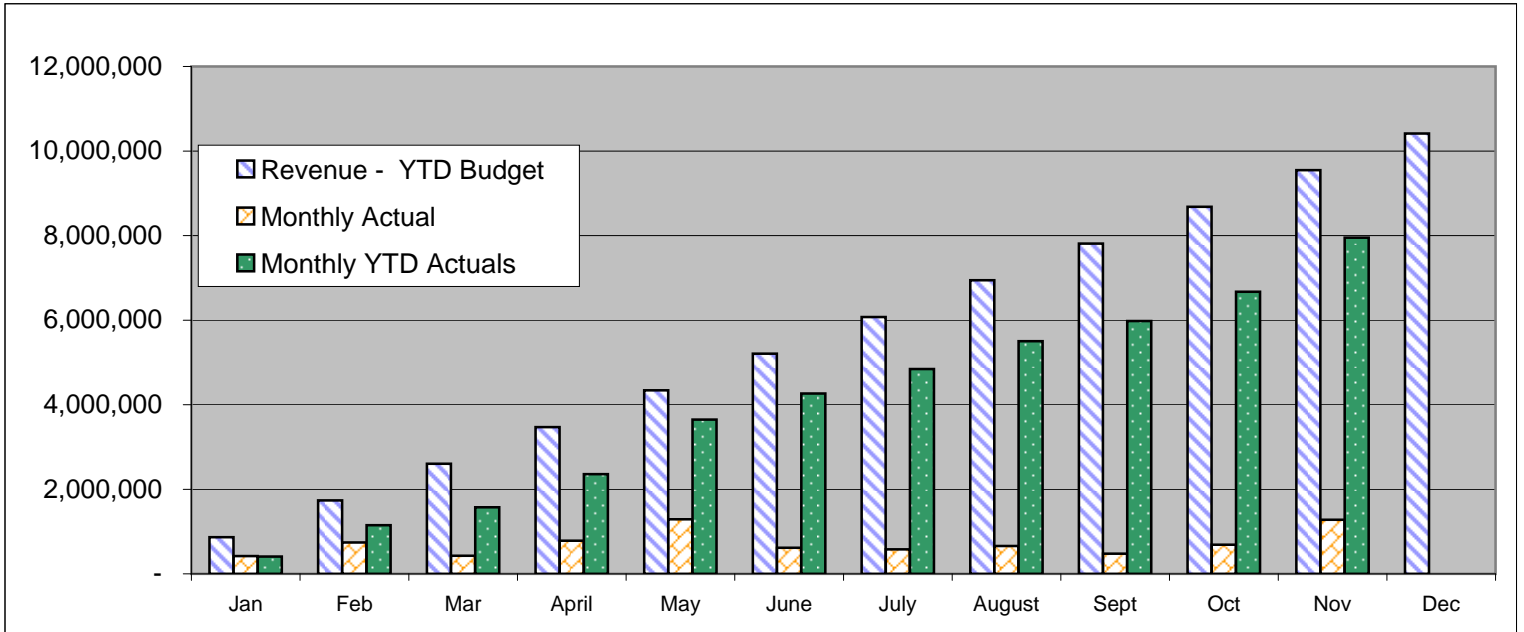
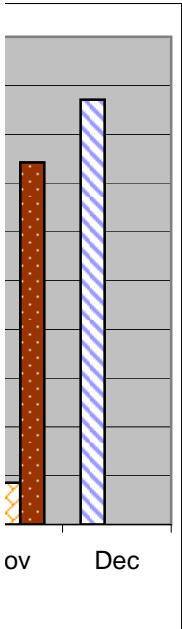
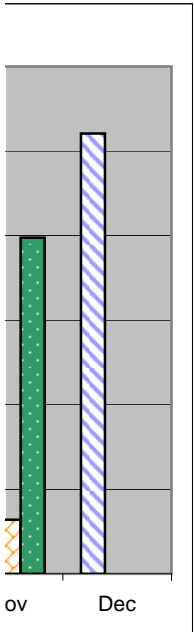


**City of Battle Ground
General Fund
2007 Revenue and Expenditures-
Budget to Actual**



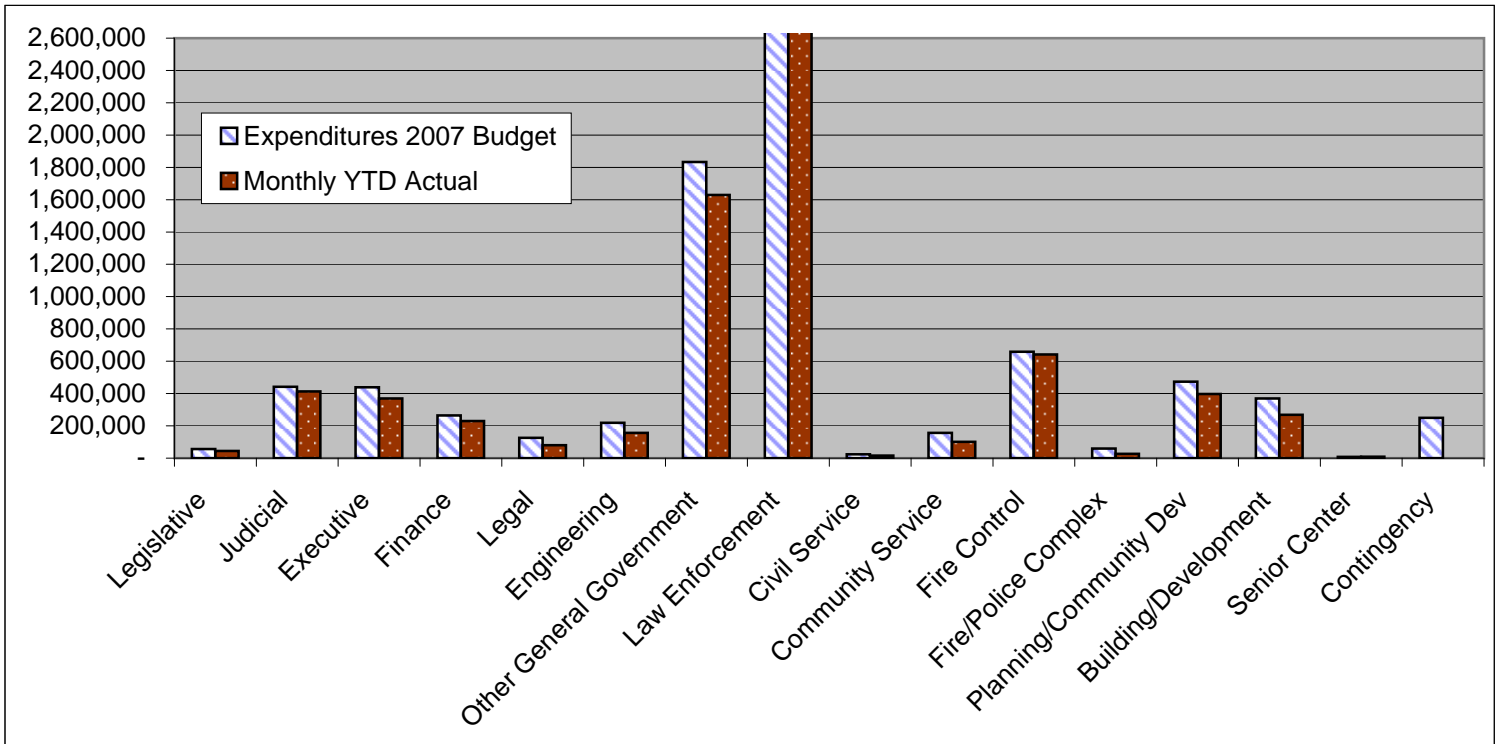
	Revenue - YTD Budget	Monthly Actual	YTD Actuals		Expenditures- YTD Budget	Expenditures- Monthly Actual
Jan	867,933	418,765	408,583	Jan	725,791	593,012
Feb	1,735,866	740,069	1,148,652	Feb	1,451,582	542,023
Mar	2,603,799	425,796	1,574,448	Mar	2,177,374	762,649
April	3,471,732	783,670	2,358,118	April	2,903,165	546,294
May	4,339,665	1,289,219	3,647,337	May	3,628,956	610,305
June	5,207,598	618,358	4,265,695	June	4,354,747	908,327
July	6,075,531	579,569	4,845,264	July	5,080,539	853,337
August	6,943,464	657,761	5,503,025	August	5,806,330	551,426
Sept	7,811,397	476,865	5,979,890	Sept	6,532,121	489,772
Oct	8,679,330	690,250	6,670,140	Oct	7,257,913	709,925
Nov	9,547,262	1,279,100	7,949,240	Nov	7,983,704	856,831
Dec	10,415,195			Dec	8,709,495	

**City of Battle Ground
General Fund
2007 Revenue and Expenditures-
Budget to Actual**



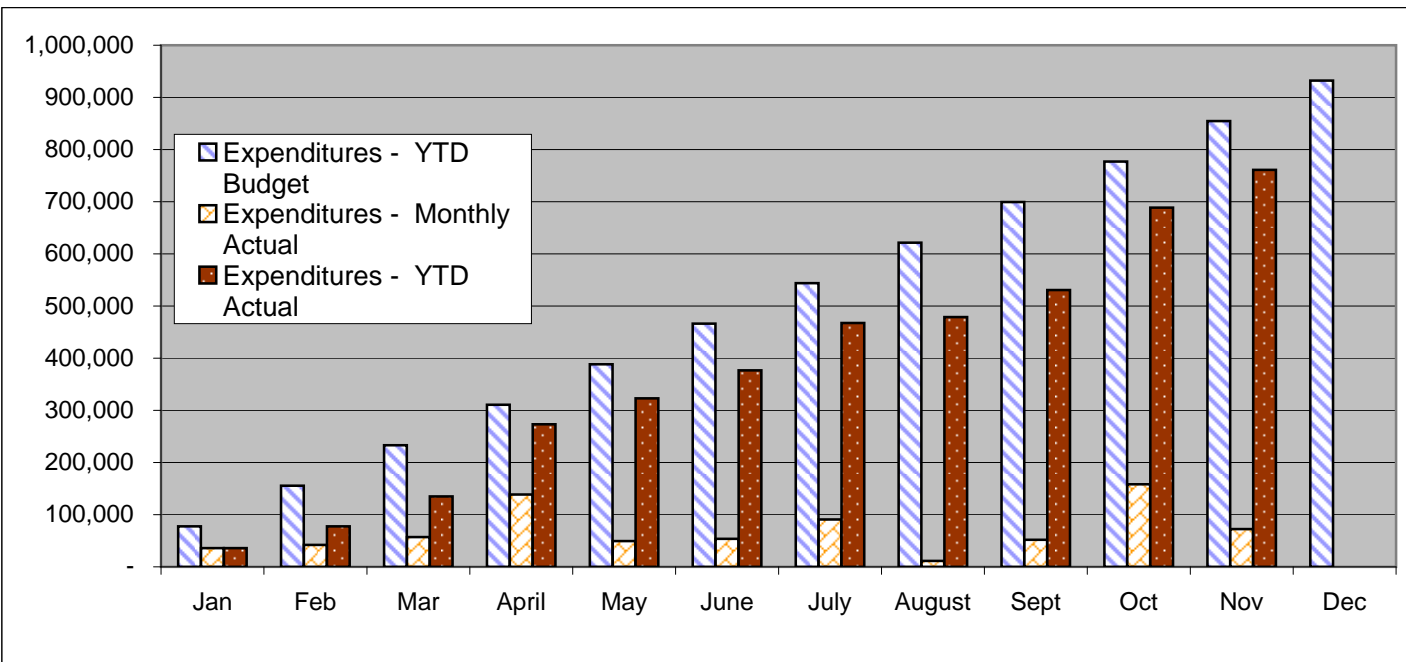
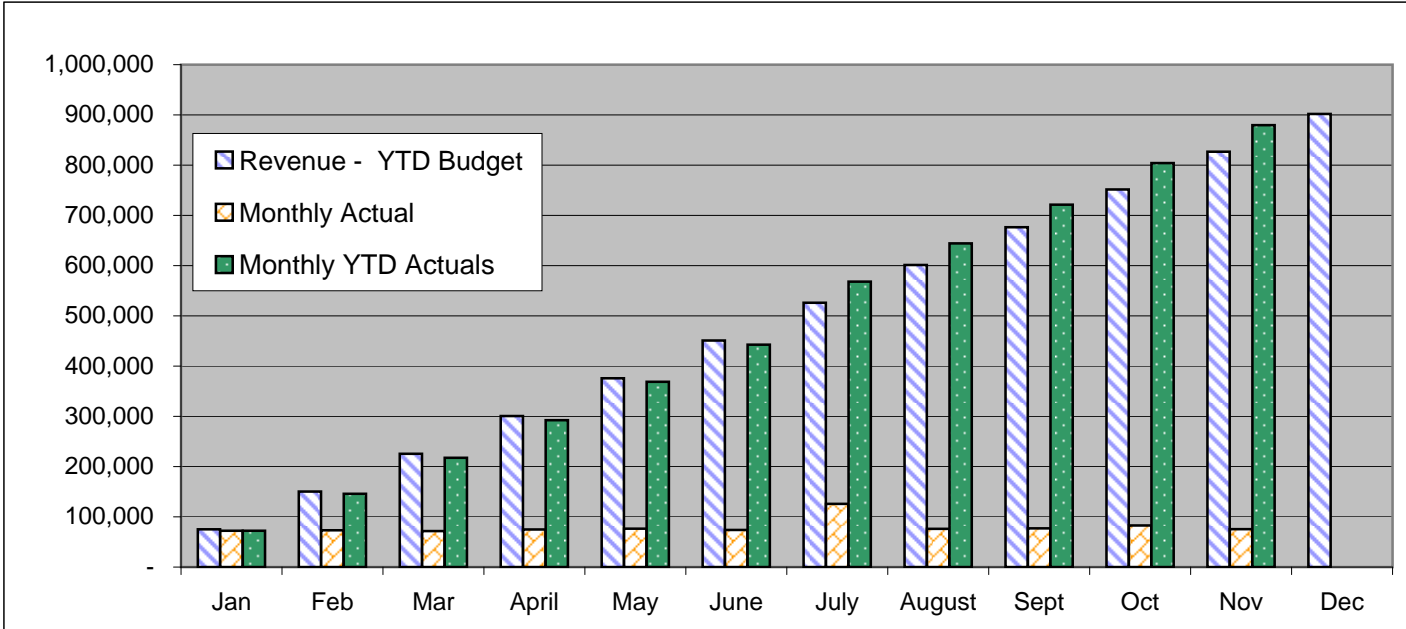
Expenditures- YTD Actual
593,012
1,135,035
1,897,684
2,443,979
3,054,283
3,962,610
4,815,947
5,367,373
5,857,145
6,567,071
7,423,902

**City of Battle Ground General Fund
2007 Expenditures by Department-
Budget to Actual**



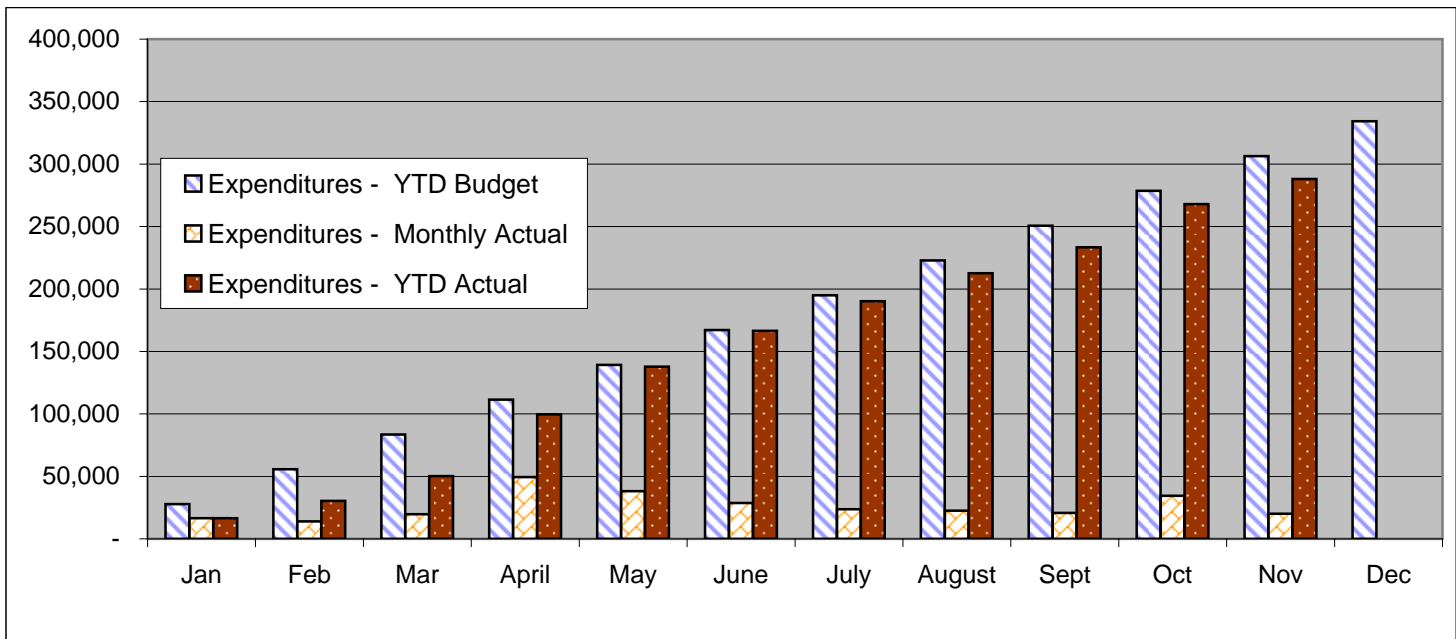
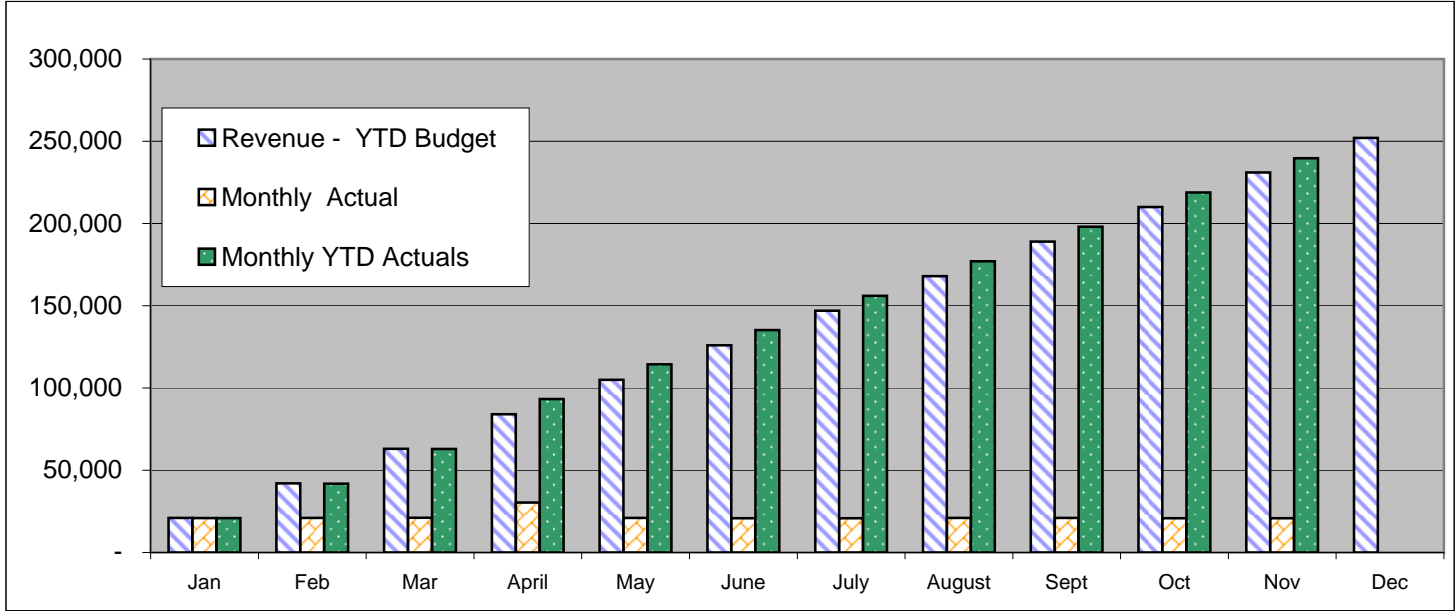
	Expenditures 2007 Budget	Monthly Actual	YTD Actual	% Expended
Legislative	56,543	1,725	44,706	79.07%
Judicial	442,181	56,322	412,640	93.32%
Executive	439,077	34,318	369,728	84.21%
Finance	264,583	22,177	229,852	86.87%
Legal	125,520	7,827	80,489	64.12%
Engineering	219,322	20,845	156,605	71.40%
Other General Government	1,833,738	248,156	1,629,064	88.84%
Law Enforcement	3,330,010	228,659	3,039,878	91.29%
Civil Service	24,124	1,405	15,997	66.31%
Community Service	156,180	6,069	100,727	64.49%
Fire Control	658,675	160,521	642,083	97.48%
Fire/Police Complex	59,805	2,333	27,041	45.22%
Planning/Community Dev	473,043	39,028	397,435	84.02%
Building/Development	368,994	25,927	268,859	72.86%
Senior Center	7,700	1,519	8,798	114.26%
Contingency	250,000	-	-	0.00%
	8,709,495	856,831	7,423,902	

**City of Battle Ground
Street Fund
2007 Revenue and Expenditures-
Budget to Actual**



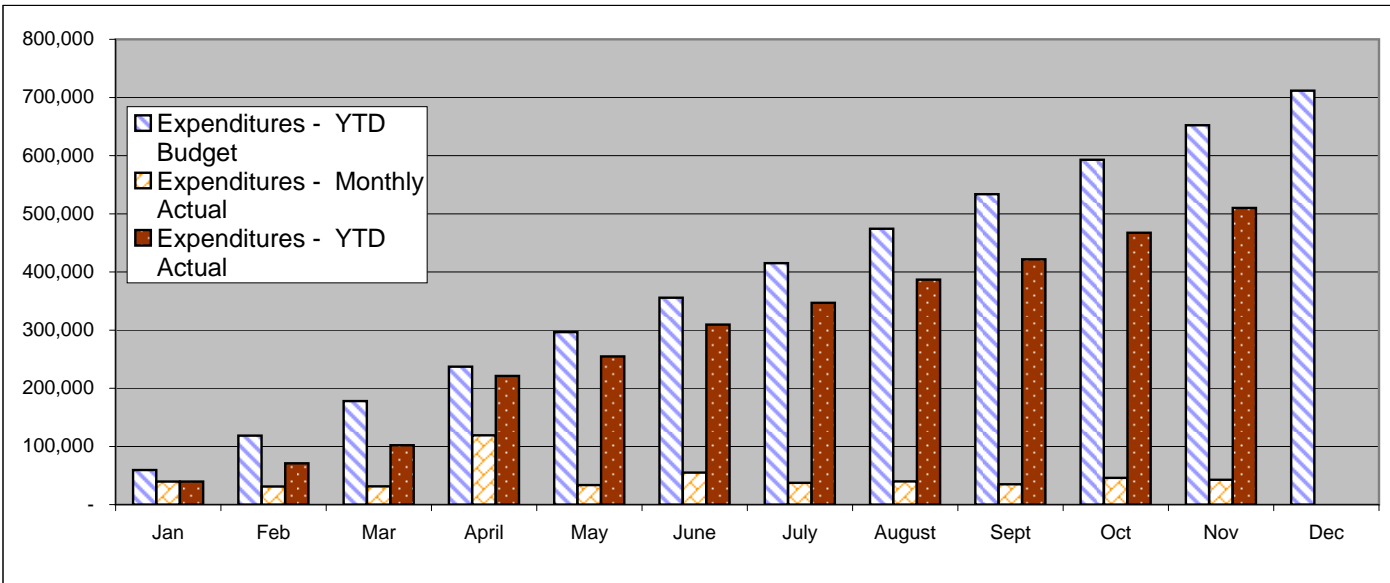
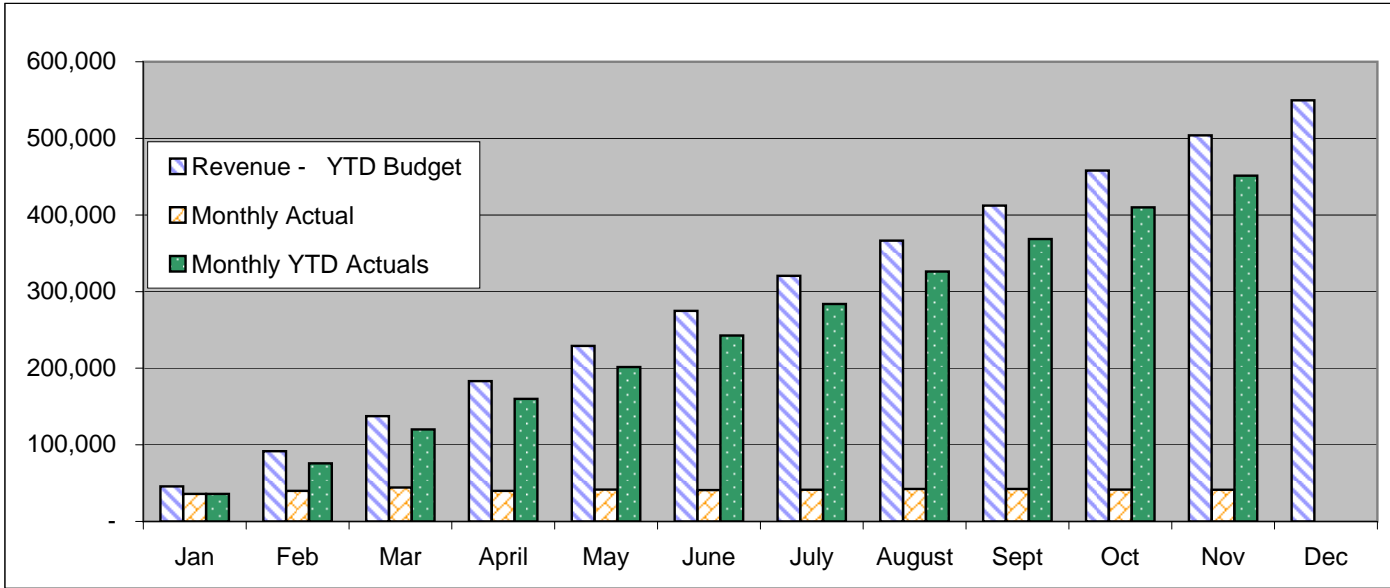
	Revenue - YTD Budget	Monthly Actual	YTD Actuals	Expenditures - YTD Budget	Monthly Actual	YTD Actual
Jan	75,172	72,404	72,404	77,695	35,828	35,828
Feb	150,344	73,354	145,757	155,391	41,928	77,756
Mar	225,516	71,672	217,429	233,086	57,089	134,846
April	300,689	74,942	292,371	310,782	138,613	273,458
May	375,861	76,476	368,847	388,477	49,529	322,987
June	451,034	73,782	442,629	466,173	53,688	376,674
July	526,206	125,675	568,304	543,868	90,696	467,370
August	601,379	75,997	644,301	621,564	11,341	478,711
Sept	676,551	77,028	721,329	699,259	51,882	530,593
Oct	751,724	82,783	804,111	776,955	158,187	688,780
Nov	826,896	75,531	879,642	854,650	72,331	761,111
Dec	902,068			932,346		

**City of Battle Ground
Parks Fund
2007 Revenue and Expenditures-
Budget to Actual**



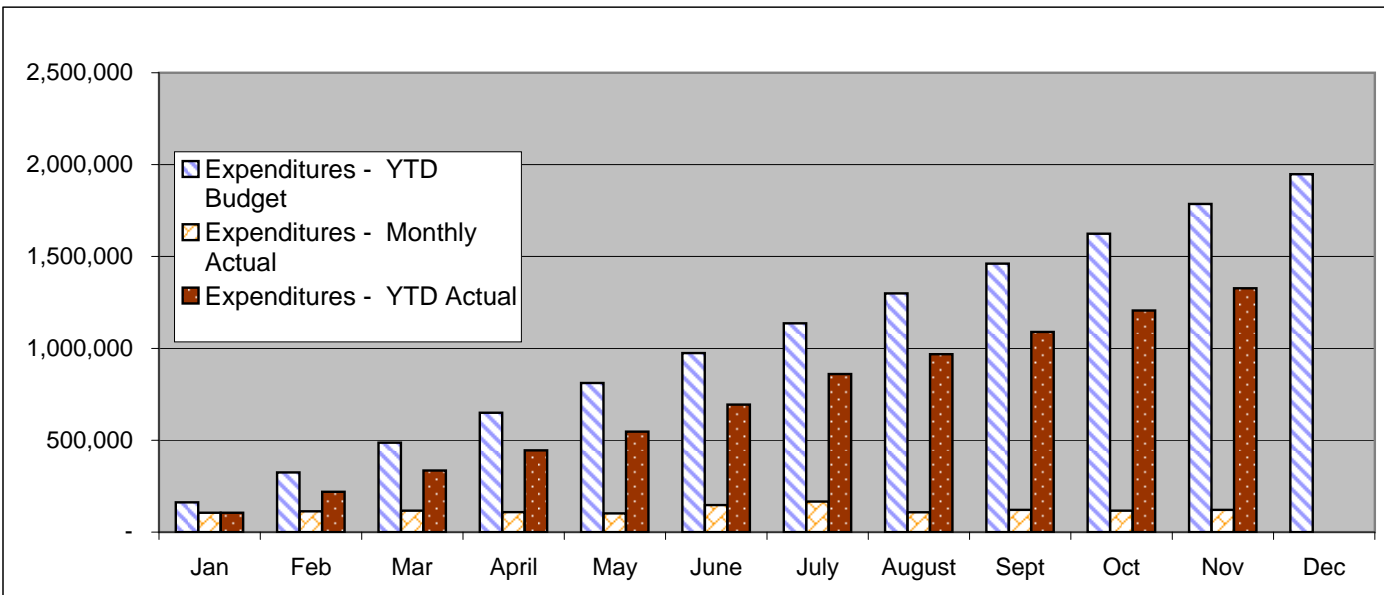
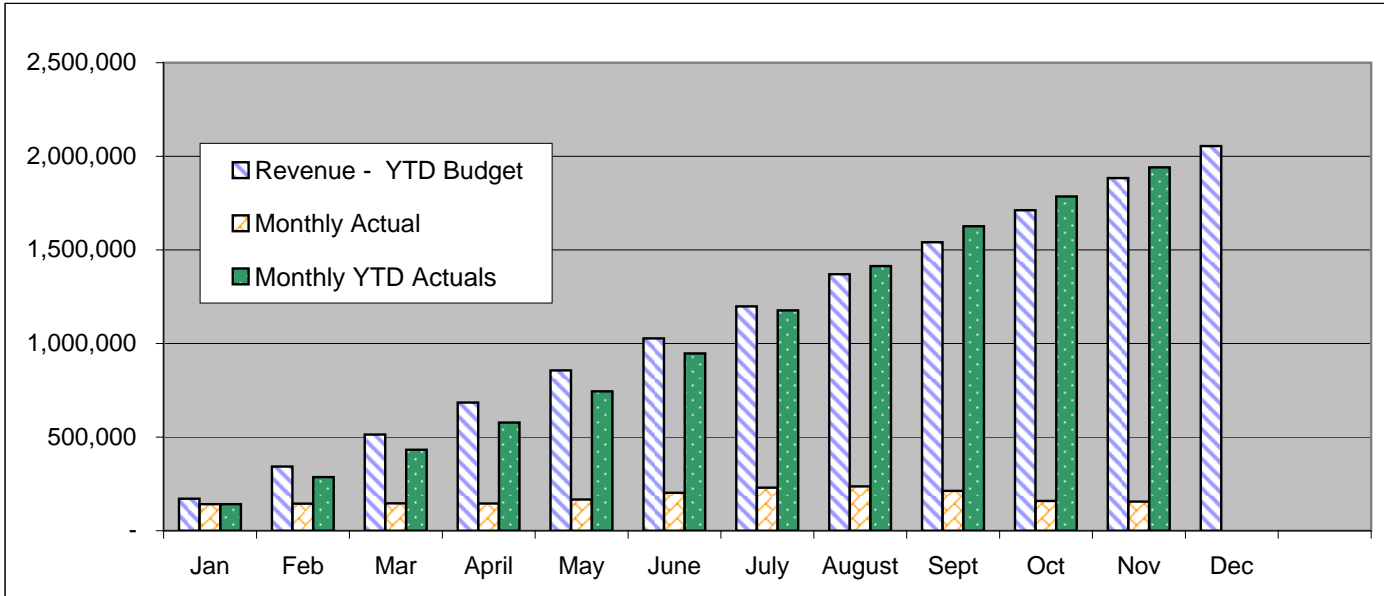
	Revenue - YTD Budget	Monthly Actual	YTD Actuals		Expenditures - YTD Budget	Monthly Actual	YTD Actual
Jan	21,000	20,910	20,910	Jan	27,856	16,505	16,505
Feb	42,000	20,966	41,876	Feb	55,711	13,904	30,410
Mar	63,000	21,062	62,938	Mar	83,567	19,769	50,179
April	84,000	30,376	93,314	April	111,422	49,460	99,639
May	105,000	21,048	114,361	May	139,278	38,184	137,822
June	126,000	20,858	135,219	June	167,133	28,635	166,458
July	147,000	20,841	156,060	July	194,989	23,705	190,162
August	168,000	21,003	177,063	August	222,844	22,502	212,664
Sept	189,000	21,021	198,085	Sept	250,700	20,728	233,392
Oct	210,000	20,810	218,895	Oct	278,556	34,516	267,908
Nov	231,000	20,793	239,688	Nov	306,412	20,107	288,015
Dec	252,000			Dec	334,268		

**City of Battle Ground
Storm Drainage Fund
2007 Revenue and Expenditures-
Budget to Actual**



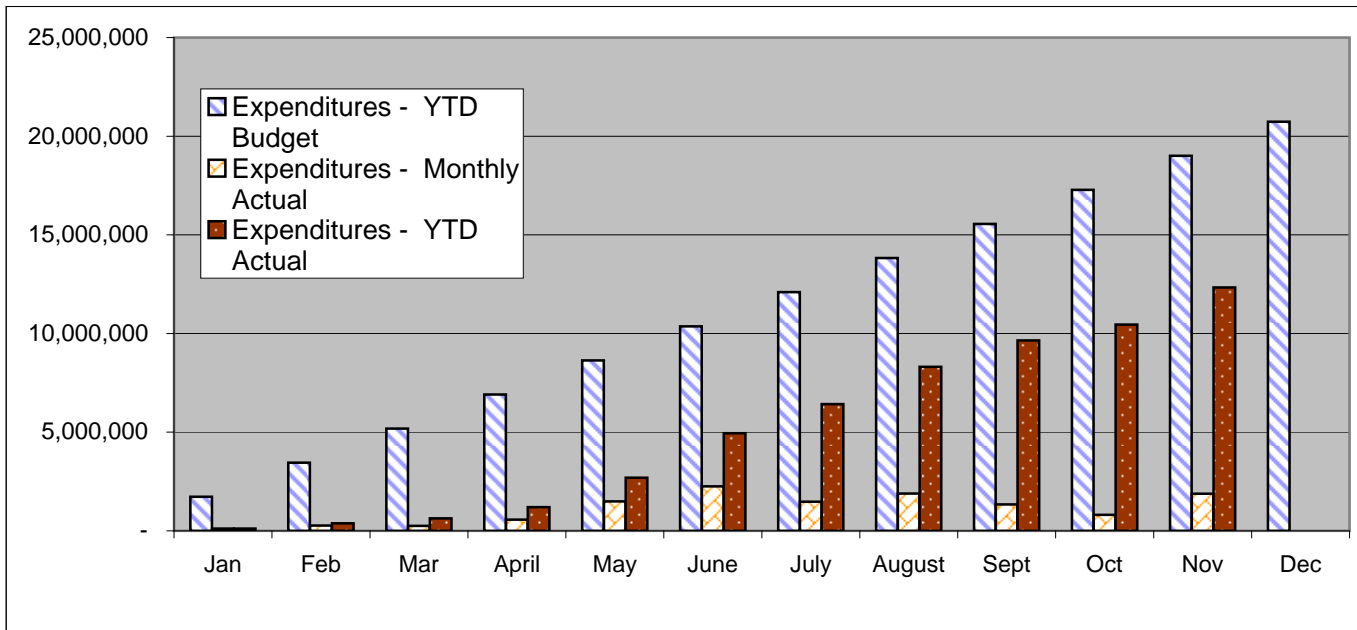
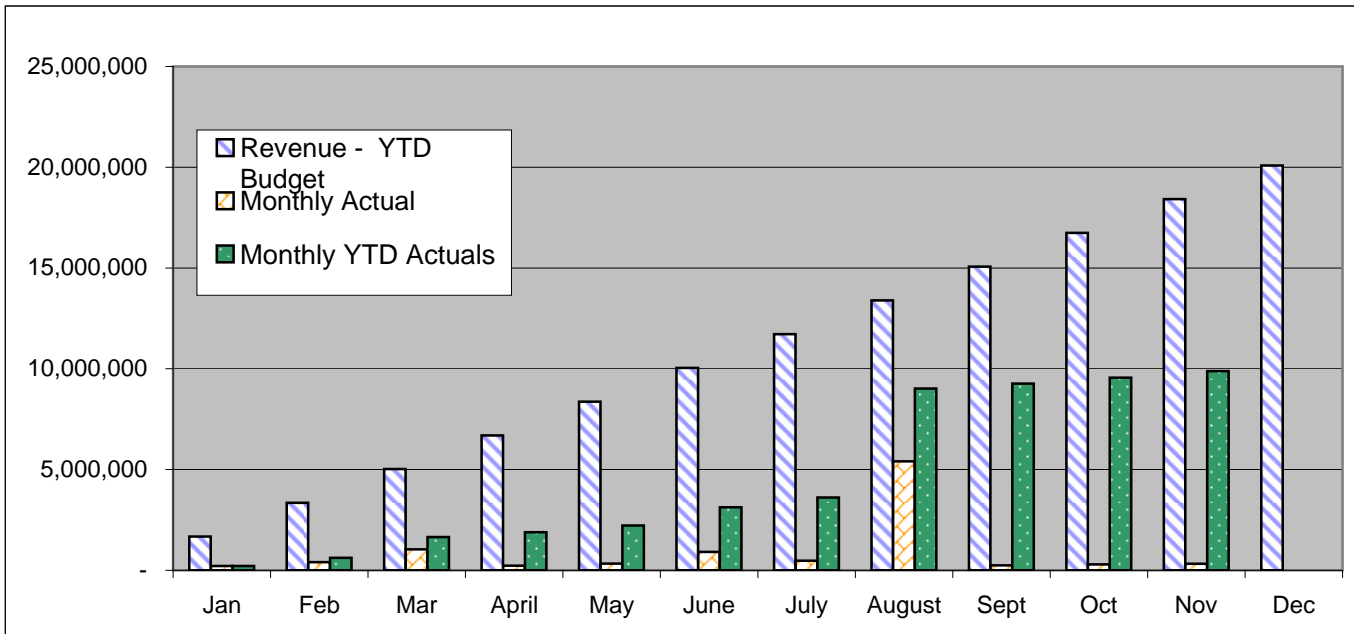
	Revenue - YTD Budget	Monthly Actual	YTD Actuals		Expenditures - YTD Budget	Monthly Actual	YTD Actual
Jan	45,805	35,964	35,964	Jan	59,297	39,736	39,735
Feb	91,611	39,857	75,821	Feb	118,594	31,130	70,866
Mar	137,416	44,348	120,169	Mar	177,891	31,305	102,170
April	183,222	39,851	160,020	April	237,188	118,994	221,164
May	229,027	41,595	201,615	May	296,486	33,453	254,617
June	274,833	40,972	242,587	June	355,783	54,975	309,593
July	320,638	41,273	283,859	July	415,080	37,283	346,876
August	366,444	42,295	326,155	August	474,378	39,798	386,674
Sept	412,249	42,359	368,514	Sept	533,675	34,979	421,653
Oct	458,055	41,466	409,980	Oct	592,972	45,842	467,495
Nov	503,860	41,249	451,229	Nov	652,269	42,593	510,088
Dec	549,665			Dec	711,566		

**City of Battle Ground
Water Fund
2007 Revenue and Expenditures-
Budget to Actual**



	Revenue -			Expenditures -		
	YTD Budget	Monthly Actual	YTD Actuals	YTD Budget	Monthly Actual	YTD Actual
Jan	171,235	141,755	141,754	Jan	162,361	105,570
Feb	342,470	144,679	286,433	Feb	324,723	113,452
Mar	513,705	146,237	432,670	Mar	487,084	116,524
April	684,940	145,231	577,901	April	649,446	109,114
May	856,175	166,252	744,153	May	811,807	102,147
June	1,027,410	202,654	946,807	June	974,169	146,961
July	1,198,645	229,824	1,176,631	July	1,136,530	166,545
August	1,369,880	237,049	1,413,680	August	1,298,892	107,850
Sept	1,541,115	213,085	1,626,765	Sept	1,461,253	121,374
Oct	1,712,350	158,759	1,785,525	Oct	1,623,615	116,734
Nov	1,883,585	155,413	1,940,938	Nov	1,785,976	120,945
Dec	2,054,820			Dec	1,948,338	

**City of Battle Ground
Sewer Fund
2007 Revenue and Expenditures-
Budget to Actual**



	Revenue - YTD Budget	Monthly Actual	YTD Actuals		Expenditures - YTD Budget	Monthly Actual	YTD Actual
Jan	1,674,100	215,271	215,271	Jan	1,727,870	116,285	116,285
Feb	3,348,199	402,086	617,357	Feb	3,455,741	267,440	383,725
Mar	5,022,299	1,037,651	1,655,008	Mar	5,183,611	249,021	632,746
April	6,696,398	231,965	1,886,973	April	6,911,481	569,687	1,202,434
May	8,370,498	333,669	2,220,642	May	8,639,352	1,489,144	2,691,578
June	10,044,598	910,811	3,131,453	June	10,367,222	2,257,099	4,948,677
July	11,718,697	477,450	3,608,904	July	12,095,092	1,474,724	6,423,401
August	13,392,797	5,409,457	9,018,360	August	13,822,963	1,887,828	8,311,229
Sept	15,066,897	244,127	9,262,487	Sept	15,550,834	1,335,833	9,647,062
Oct	16,740,997	296,814	9,559,301	Oct	17,278,705	807,215	10,454,277
Nov	18,415,097	322,960	9,882,261	Nov	19,006,576	1,883,242	12,337,519
Dec	20,089,197			Dec	20,734,447		