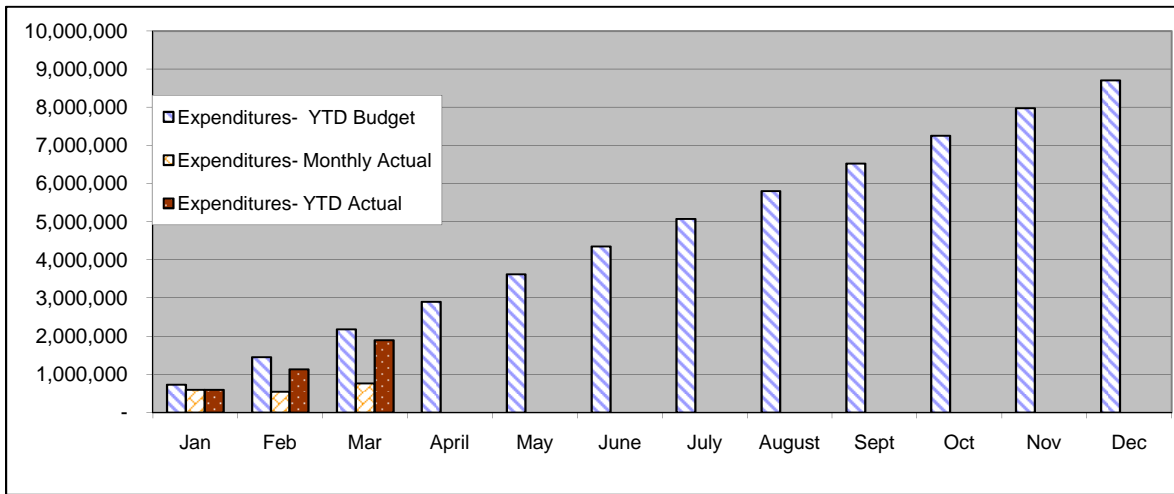
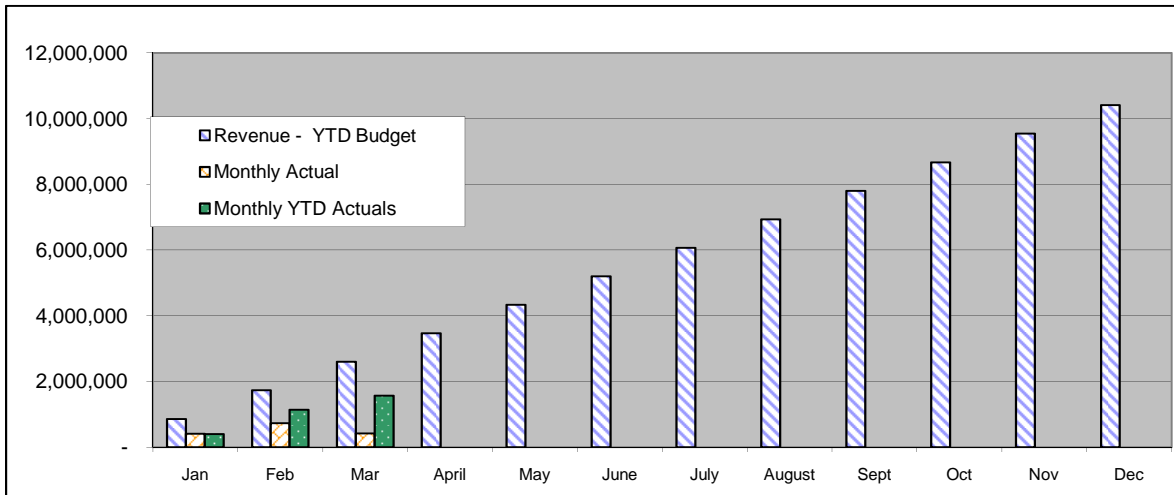
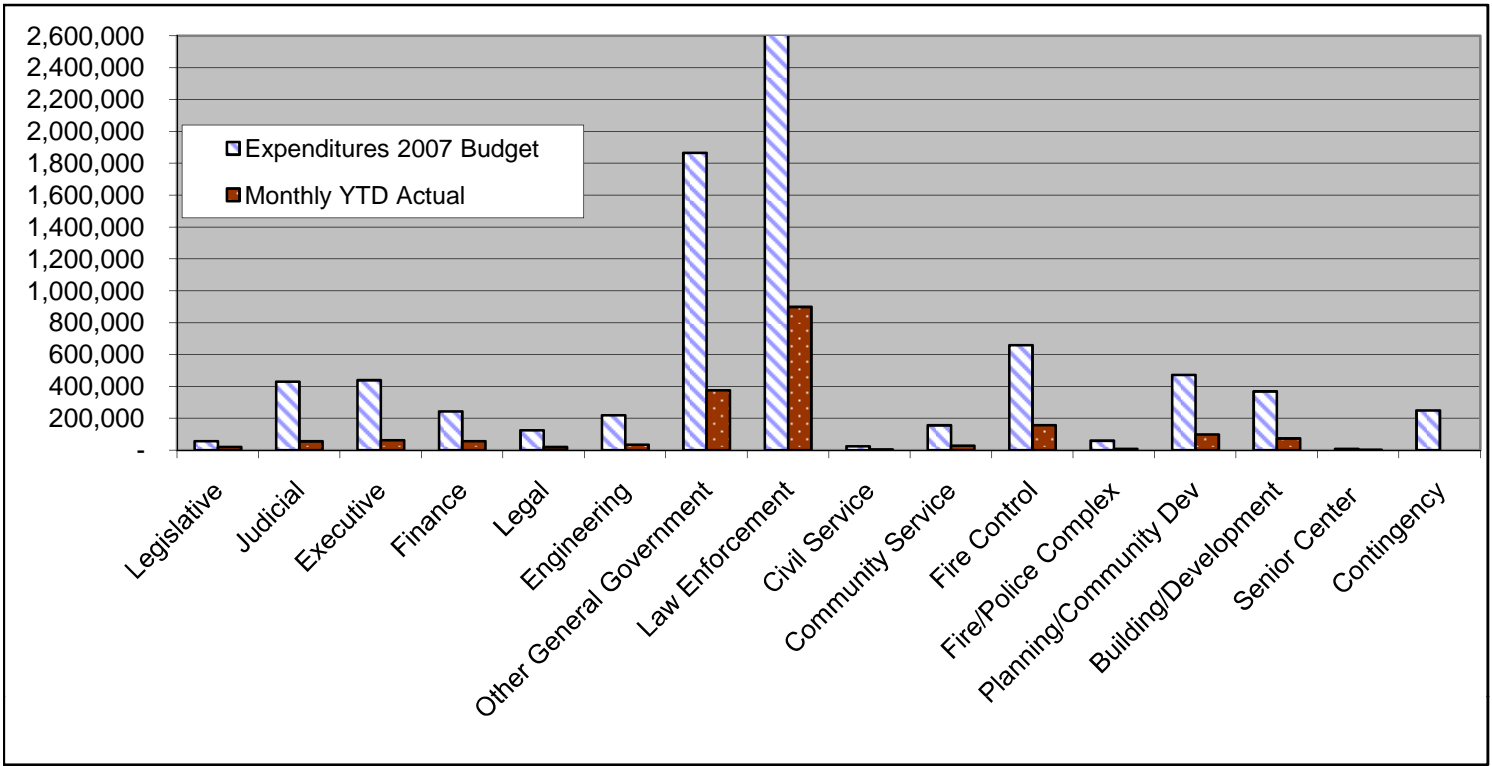


**City of Battle Ground  
General Fund  
2007 Revenue and Expenditures-  
Budget to Actual**



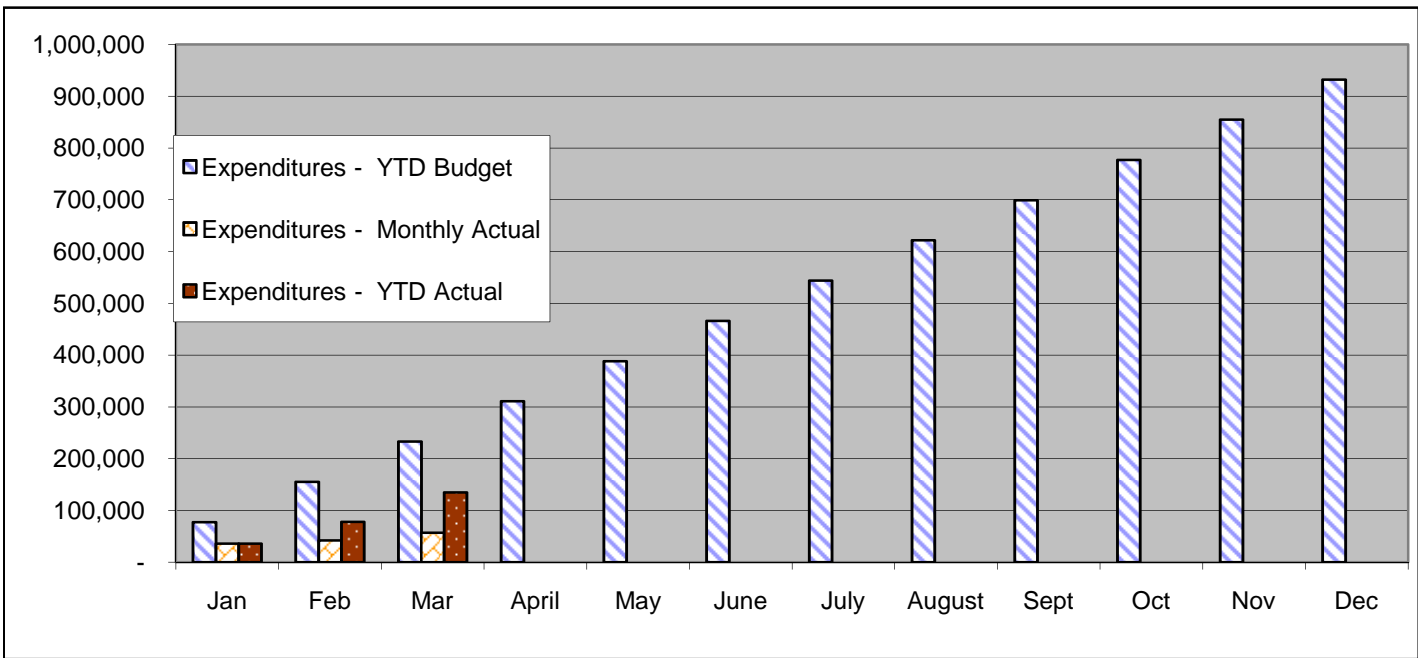
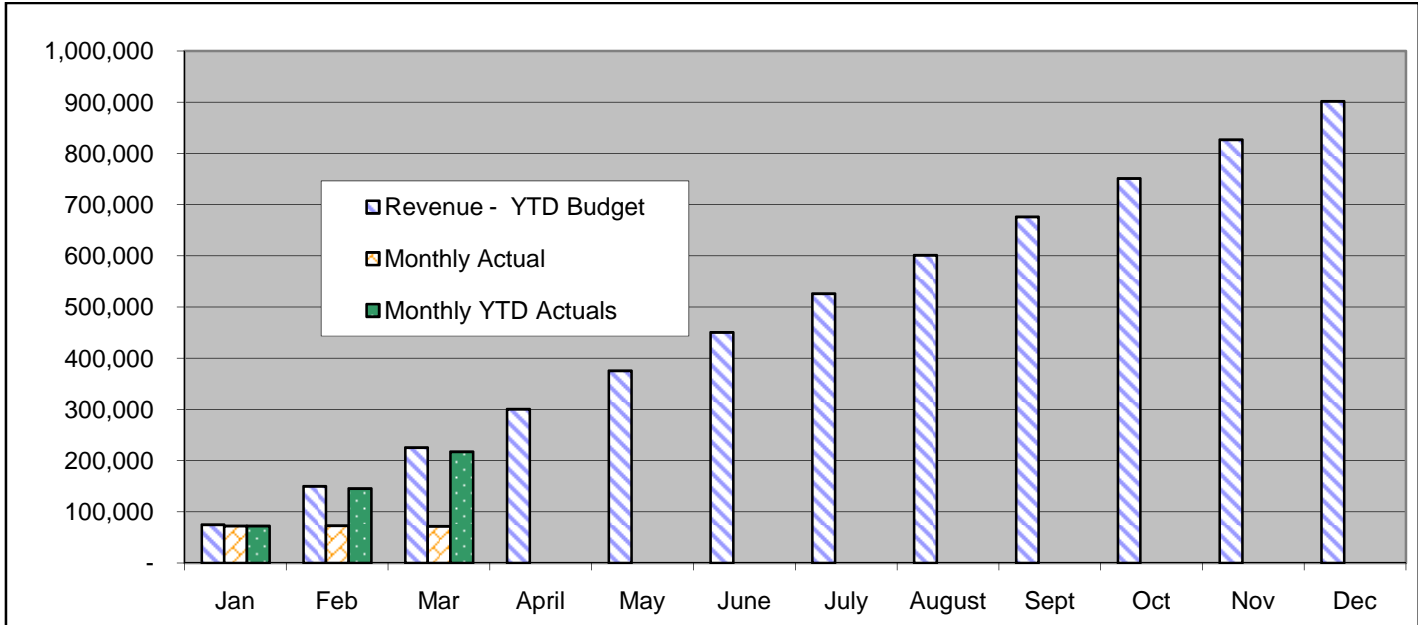
	Revenue - YTD Budget	Monthly Actual	Monthly YTD Actuals		Expenditures- YTD Budget	Expenditures- Monthly Actual	Expenditures- YTD Actual
Jan	867,933	418,765	408,583	Jan	725,791	593,012	593,012
Feb	1,735,866	740,069	1,148,652	Feb	1,451,582	542,023	1,135,035
Mar	2,603,799	425,796	1,574,448	Mar	2,177,374	762,649	1,897,684
April	3,471,732			April	2,903,165		
May	4,339,665			May	3,628,956		
June	5,207,598			June	4,354,747		
July	6,075,531			July	5,080,539		
August	6,943,464			August	5,806,330		
Sept	7,811,397			Sept	6,532,121		

**City of Battle Ground General Fund  
2007 Expenditures by Department-  
Budget to Actual**



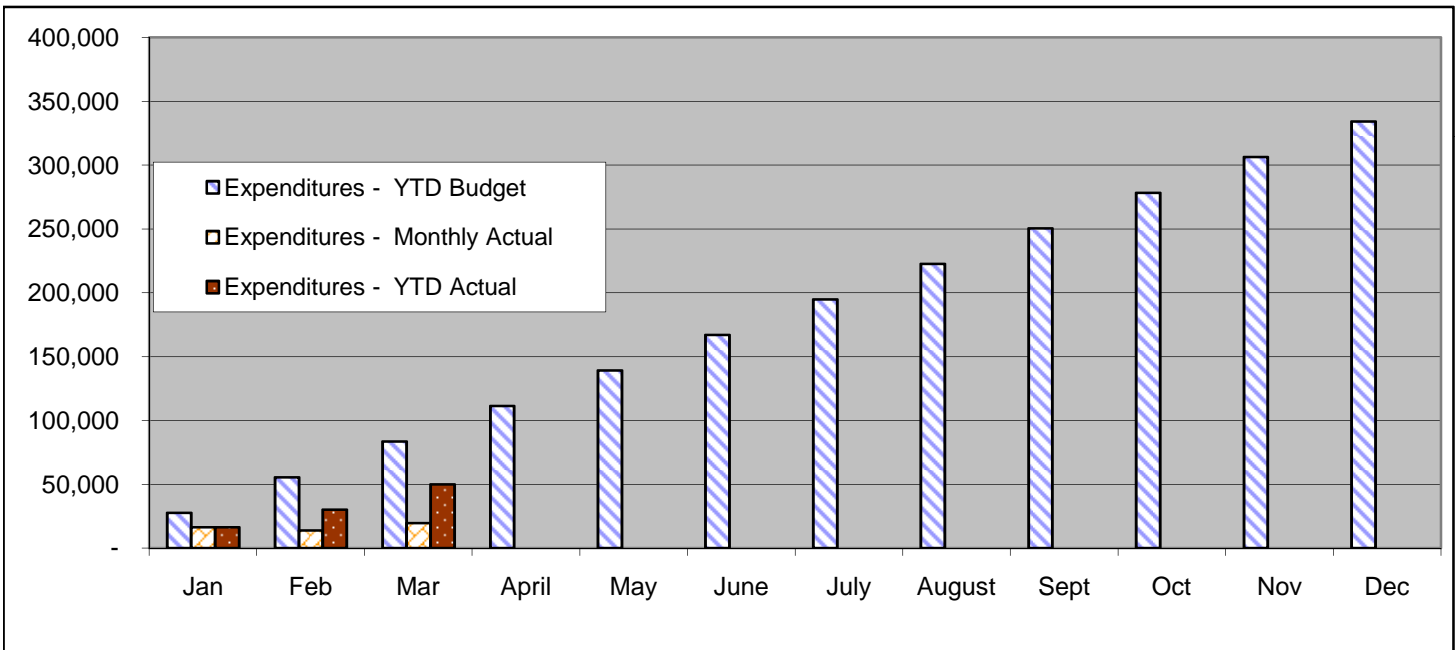
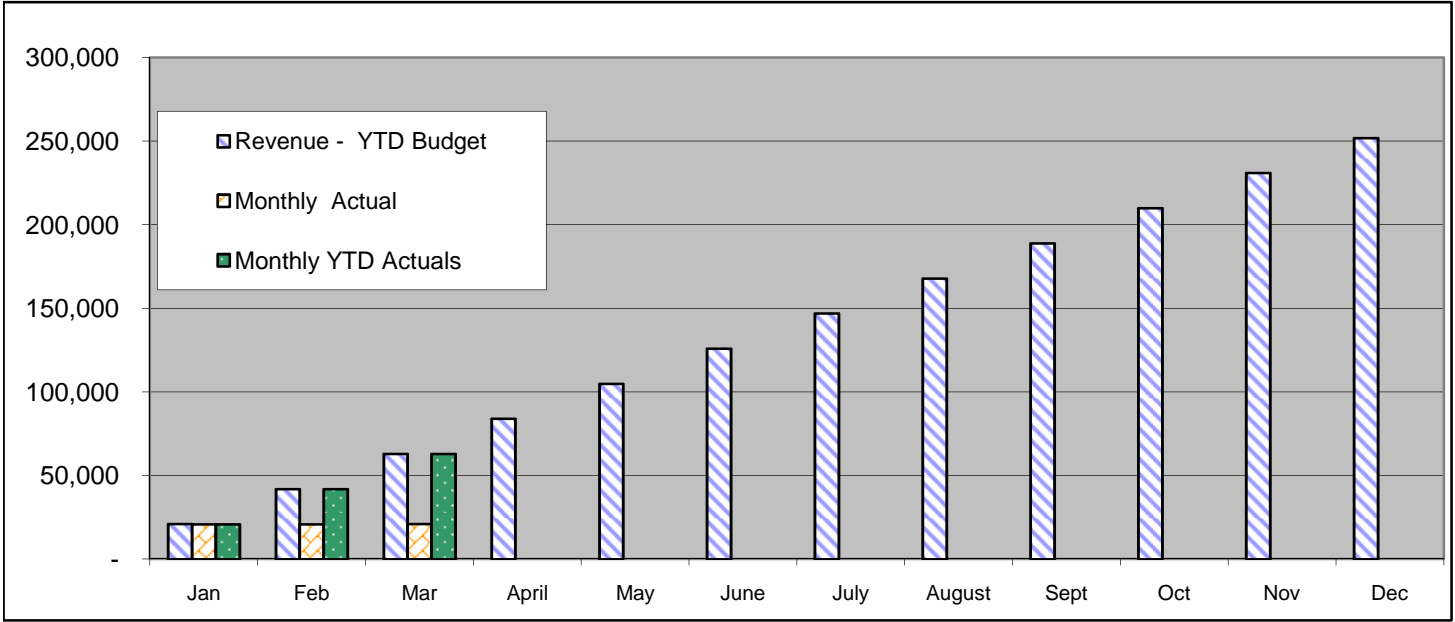
	Expenditures 2007 Budget	Monthly Actual	YTD Actual	% Expended
Legislative	56,543	5,076	20,504	36.26%
Judicial	430,181	22,932	55,392	12.88%
Executive	439,077	19,217	62,871	14.32%
Finance	243,933	19,419	56,119	23.01%
Legal	125,520	13,581	19,710	15.70%
Engineering	219,322	13,463	35,126	16.02%
Other General Government	1,866,388	120,361	376,474	20.17%
Law Enforcement	3,330,010	311,544	899,235	27.00%
Civil Service	24,124	2,799	4,820	19.98%
Community Service	156,180	10,130	28,186	18.05%
Fire Control	658,675	157,169	157,169	23.86%
Fire/Police Complex	59,805	4,439	8,053	13.47%
Planning/Community Dev	473,043	34,484	98,394	20.80%
Building/Development	368,994	27,018	73,911	20.03%
Senior Center	7,700	1,017	1,720	22.34%
Contingency	250,000	-	-	0.00%
<b>Total</b>	<b>8,709,495</b>	<b>762,649</b>	<b>1,897,684</b>	

**City of Battle Ground  
Street Fund  
2007 Revenue and Expenditures-  
Budget to Actual**



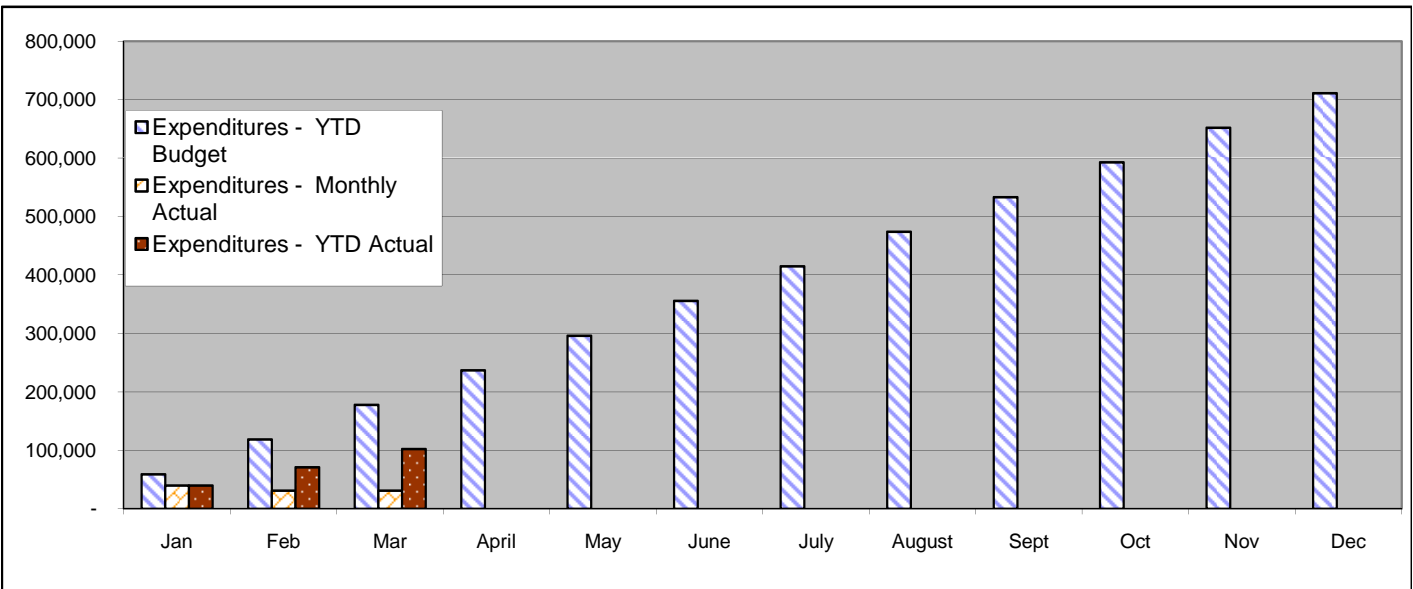
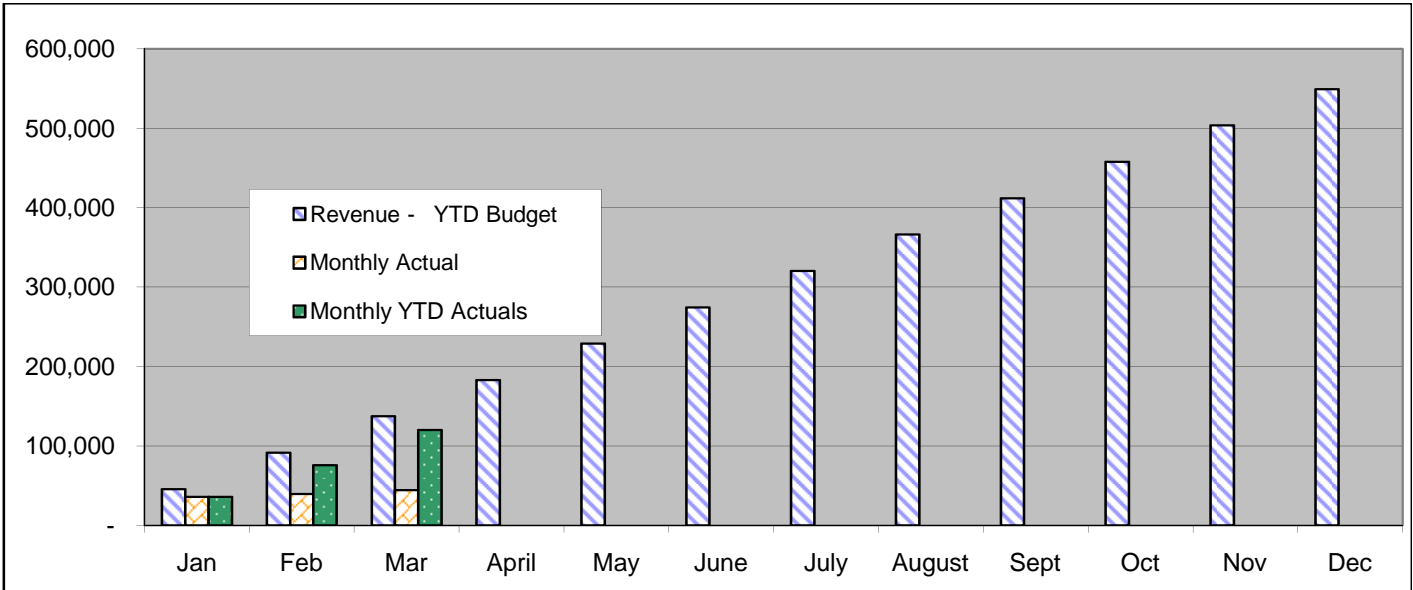
	Revenue -			Expenditures -		
	YTD Budget	Monthly Actual	YTD Actuals	YTD Budget	Monthly Actual	YTD Actual
Jan	75,172	72,404	72,404	Jan	77,695	35,828
Feb	150,344	73,354	145,757	Feb	155,391	41,928
Mar	225,516	71,672	217,429	Mar	233,086	57,089
April	300,689			April	310,782	
May	375,861			May	388,477	
June	451,034			June	466,173	
July	526,206			July	543,868	
August	601,379			August	621,564	
Sept	676,551			Sept	699,259	
Oct	751,724			Oct	776,955	
Nov	826,896			Nov	854,650	
Dec	900,000			Dec	930,000	

**City of Battle Ground  
Parks Fund  
2007 Revenue and Expenditures-  
Budget to Actual**



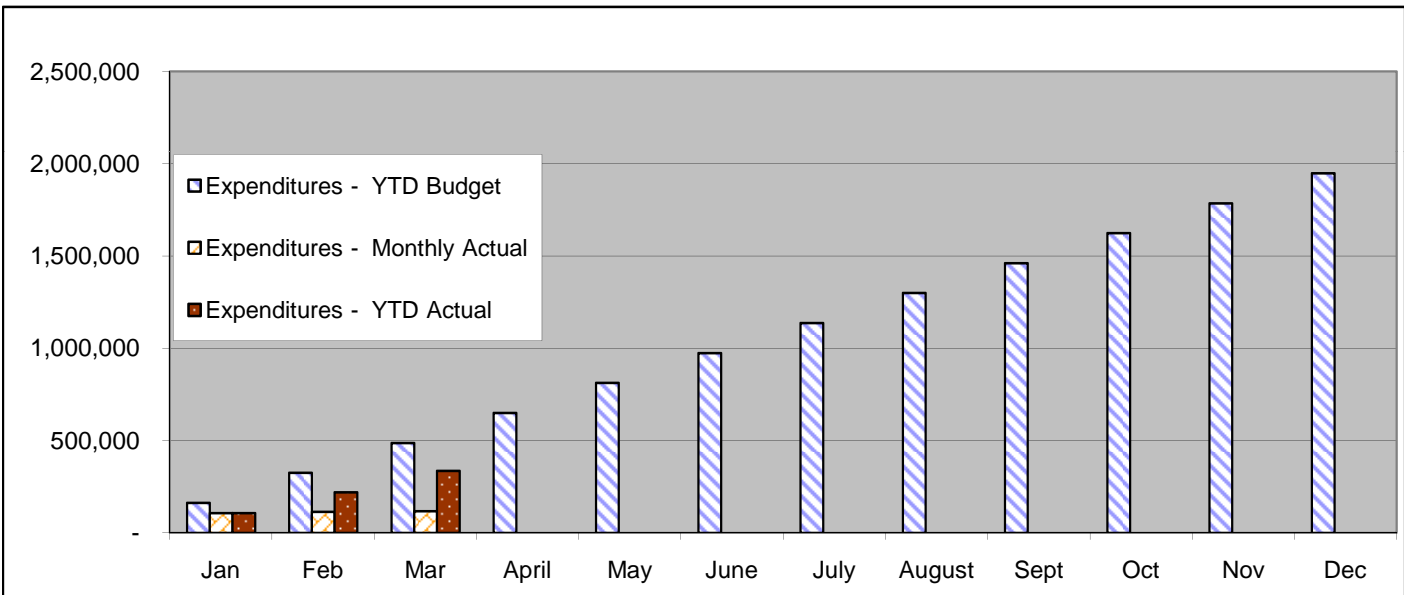
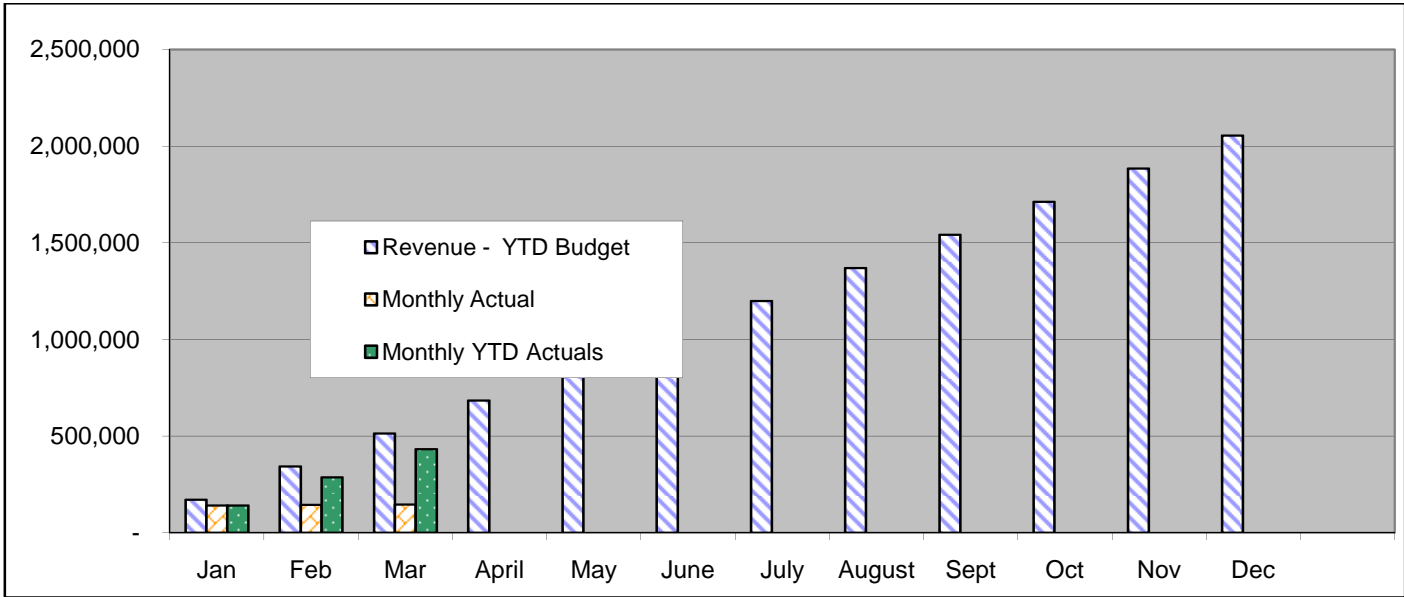
	Revenue - YTD Budget	Monthly Actual	YTD Actuals		Expenditures - YTD Budget	Monthly Actual	YTD Actual
Jan	21,000	20,910	20,910	Jan	27,856	16,505	16,505
Feb	42,000	20,966	41,876	Feb	55,711	13,904	30,410
Mar	63,000	21,062	62,938	Mar	83,567	19,769	50,179
April	84,000			April	111,422		
May	105,000			May	139,278		
June	126,000			June	167,133		
July	147,000			July	194,989		
August	168,000			August	222,844		
Sept	189,000			Sept	250,700		
Oct	210,000			Oct	278,556		
Nov	231,000			Nov	306,412		
Dec	252,000			Dec	334,268		

**City of Battle Ground  
Storm Drainage Fund  
2007 Revenue and Expenditures-  
Budget to Actual**



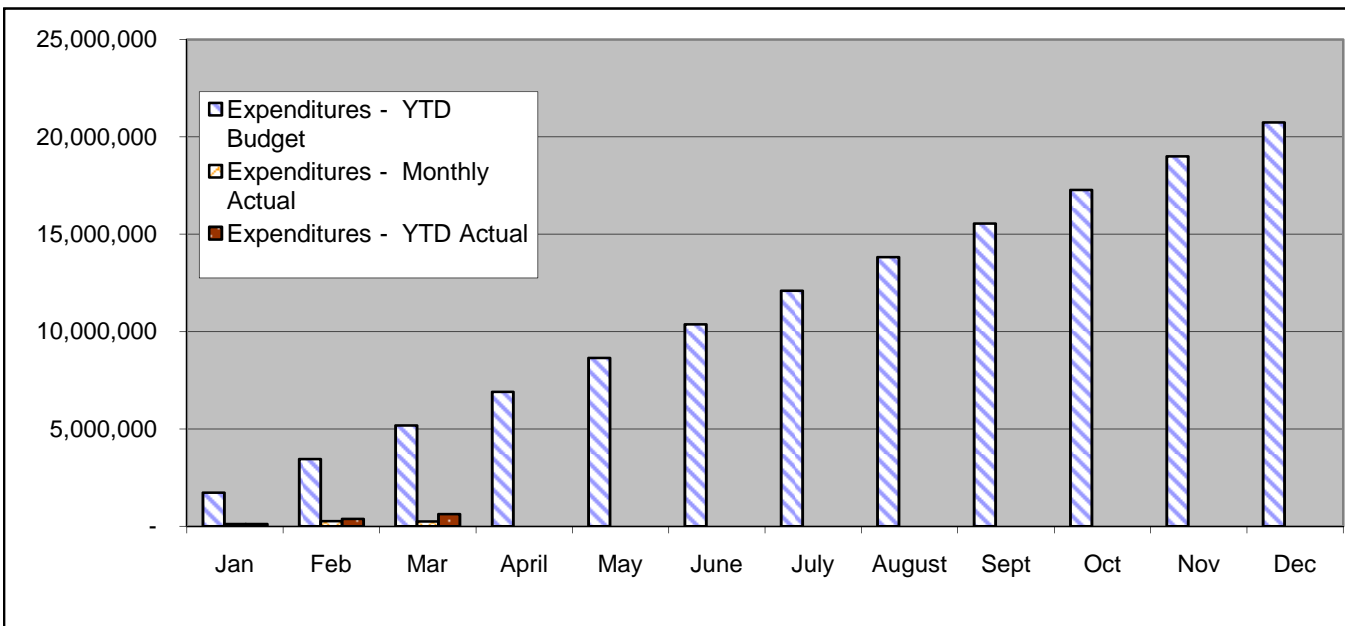
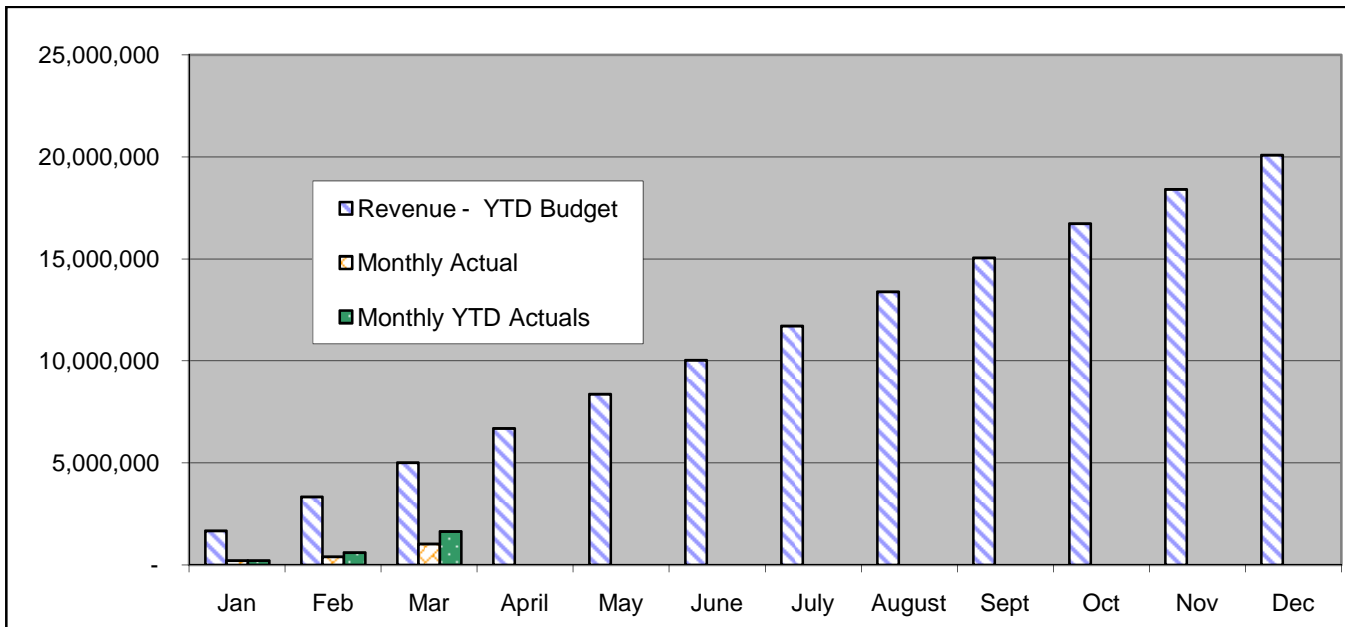
	Revenue - YTD Budget	Monthly Actual	YTD Actuals		Expenditures - YTD Budget	Monthly Actual	YTD Actual
Jan	45,805	35,964	35,964	Jan	59,297	39,736	39,735
Feb	91,611	39,857	75,821	Feb	118,594	31,130	70,866
Mar	137,416	44,348	120,169	Mar	177,891	31,305	102,171
April	183,222			April	237,188		
May	229,027			May	296,486		
June	274,833			June	355,783		
July	320,638			July	415,080		
August	366,444			August	474,378		
Sept	412,249			Sept	533,675		
Oct	458,055			Oct	592,972		
Nov	503,860			Nov	652,269		
Dec	549,665			Dec	711,566		

**City of Battle Ground  
Water Fund  
2007 Revenue and Expenditures-  
Budget to Actual**



	Revenue -			Expenditures -		
	YTD Budget	Monthly Actual	YTD Actuals	YTD Budget	Monthly Actual	YTD Actual
Jan	171,235	141,755	141,754	Jan	162,361	105,570
Feb	342,470	144,679	286,433	Feb	324,723	219,022
Mar	513,705	146,237	432,670	Mar	487,084	335,546
April	684,940			April	649,446	
May	856,175			May	811,807	
June	1,027,410			June	974,169	
July	1,198,645			July	1,136,530	
August	1,369,880			August	1,298,892	
Sept	1,541,115			Sept	1,461,253	
Oct	1,712,350			Oct	1,623,615	
Nov	1,883,585			Nov	1,785,976	
Dec	2,054,820			Dec	1,948,338	

**City of Battle Ground  
Sewer Fund  
2007 Revenue and Expenditures-  
Budget to Actual**



	Revenue -			Expenditures -			
	YTD Budget	Monthly Actual	YTD Actuals		YTD Budget	Monthly Actual	YTD Actual
Jan	1,674,100	215,271	215,271	Jan	1,727,870	116,285	116,285
Feb	3,348,199	402,086	617,357	Feb	3,455,741	267,440	383,725
Mar	5,022,299	1,037,651	1,655,008	Mar	5,183,611	249,021	632,746
April	6,696,398			April	6,911,481		
May	8,370,498			May	8,639,352		
June	10,044,598			June	10,367,222		
July	11,718,697			July	12,095,092		
August	13,392,797			August	13,822,963		
Sept	15,066,897			Sept	15,550,834		
Oct	16,740,997			Oct	17,278,705		
Nov	18,415,097			Nov	19,006,576		
Dec	20,089,197			Dec	20,734,447		