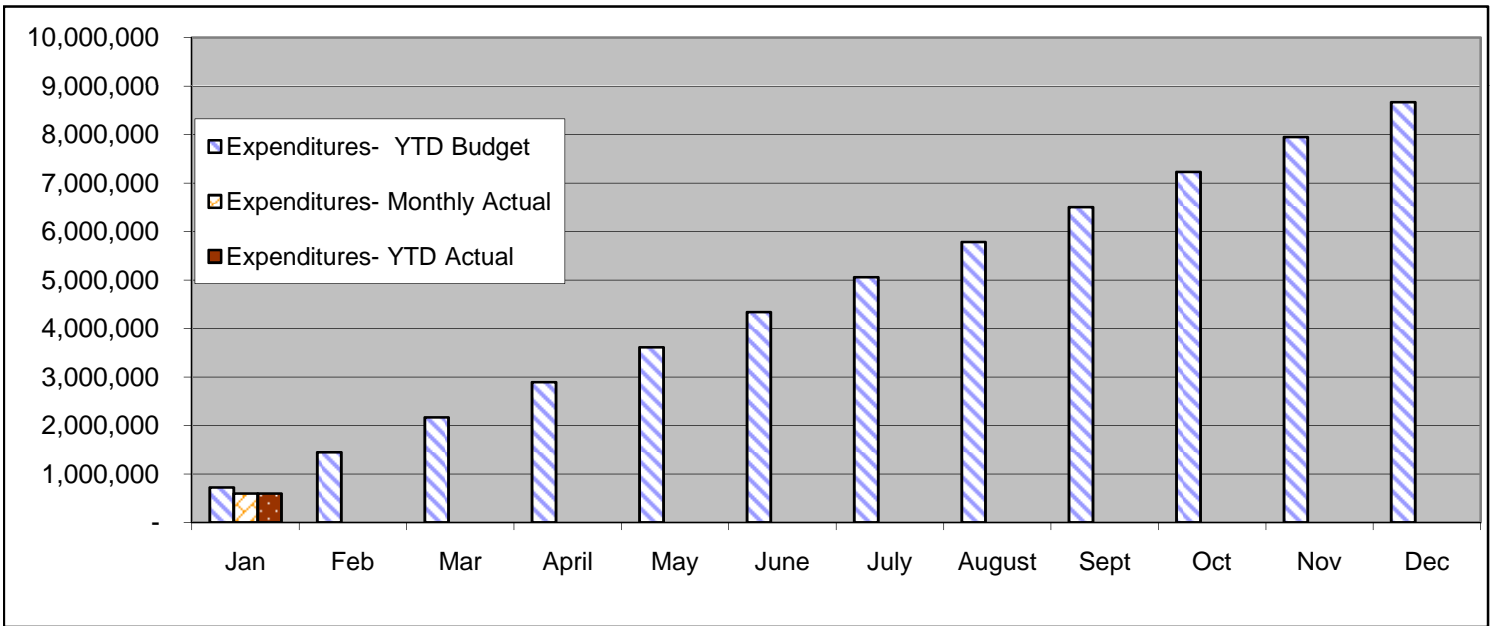
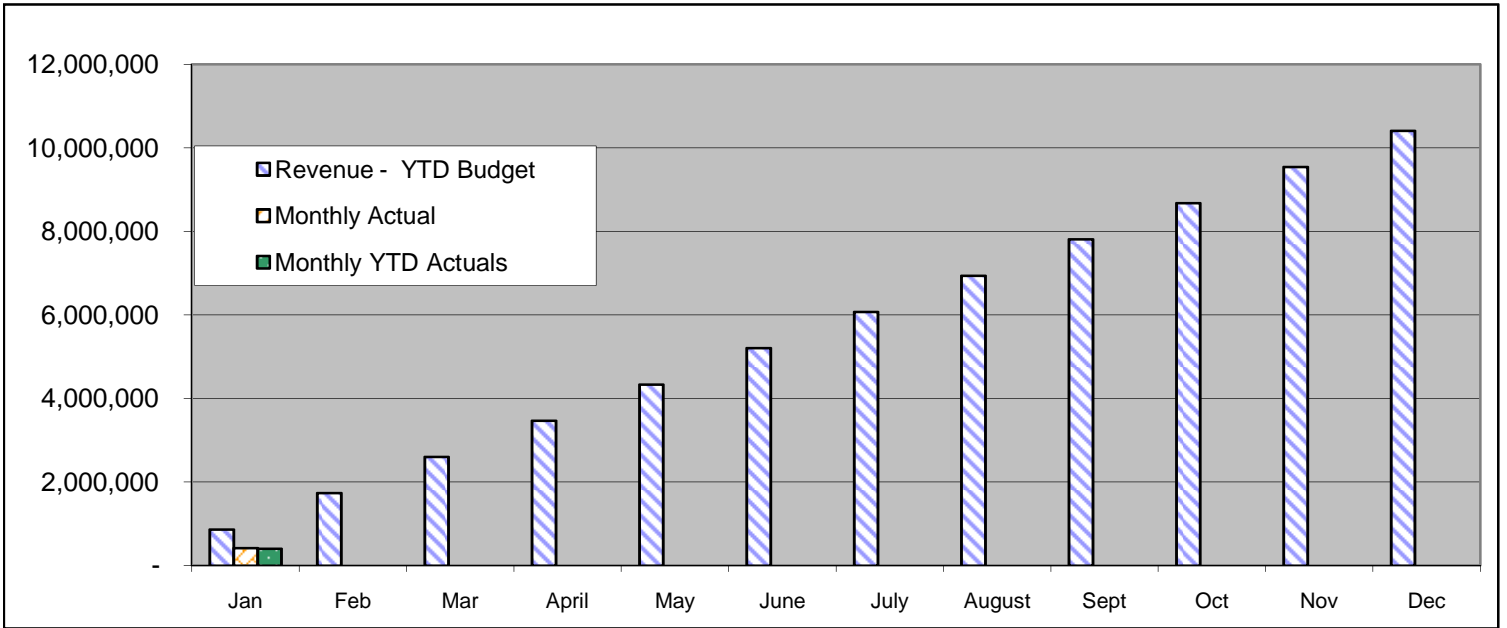
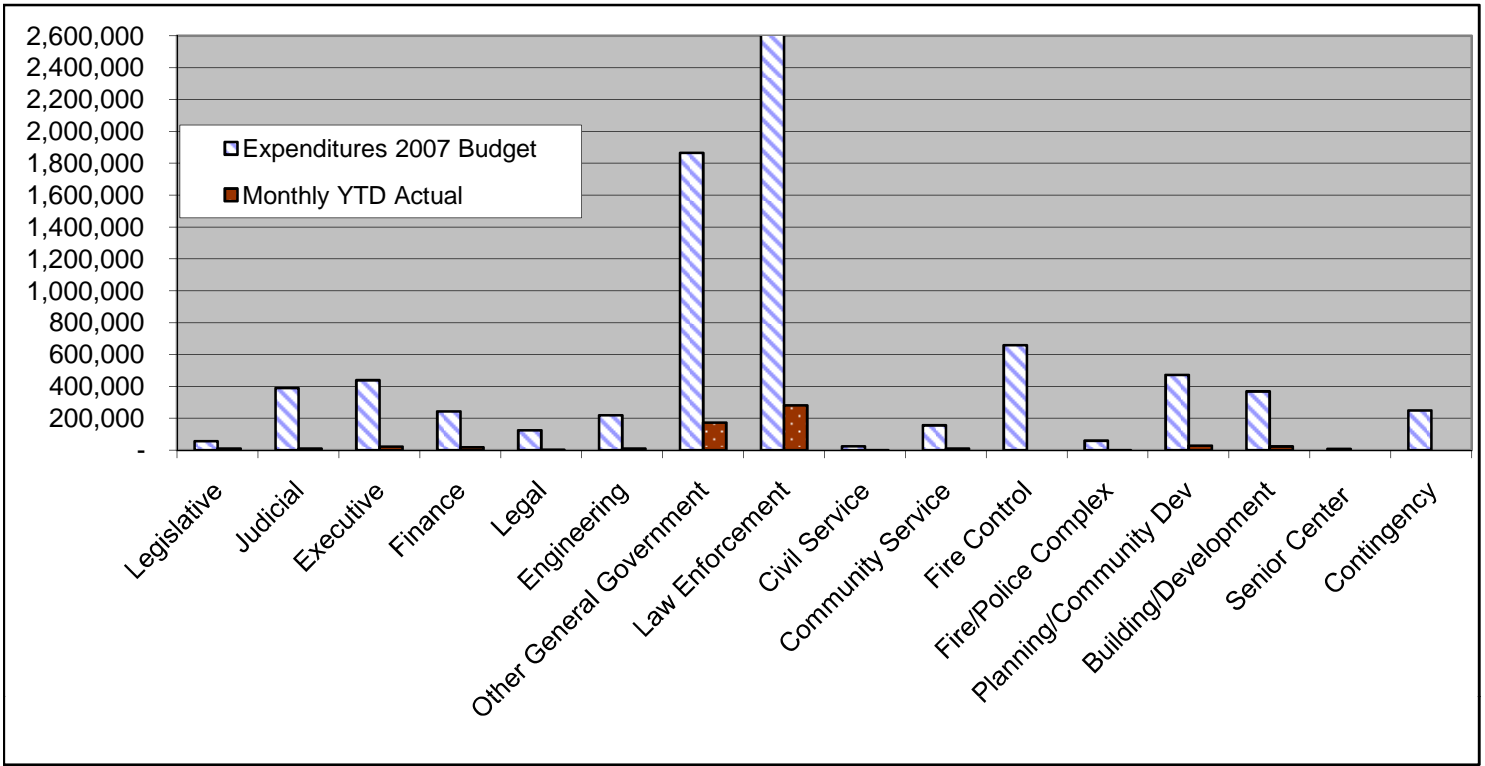


**City of Battle Ground
General Fund
2007 Revenue and Expenditures-
Budget to Actual**



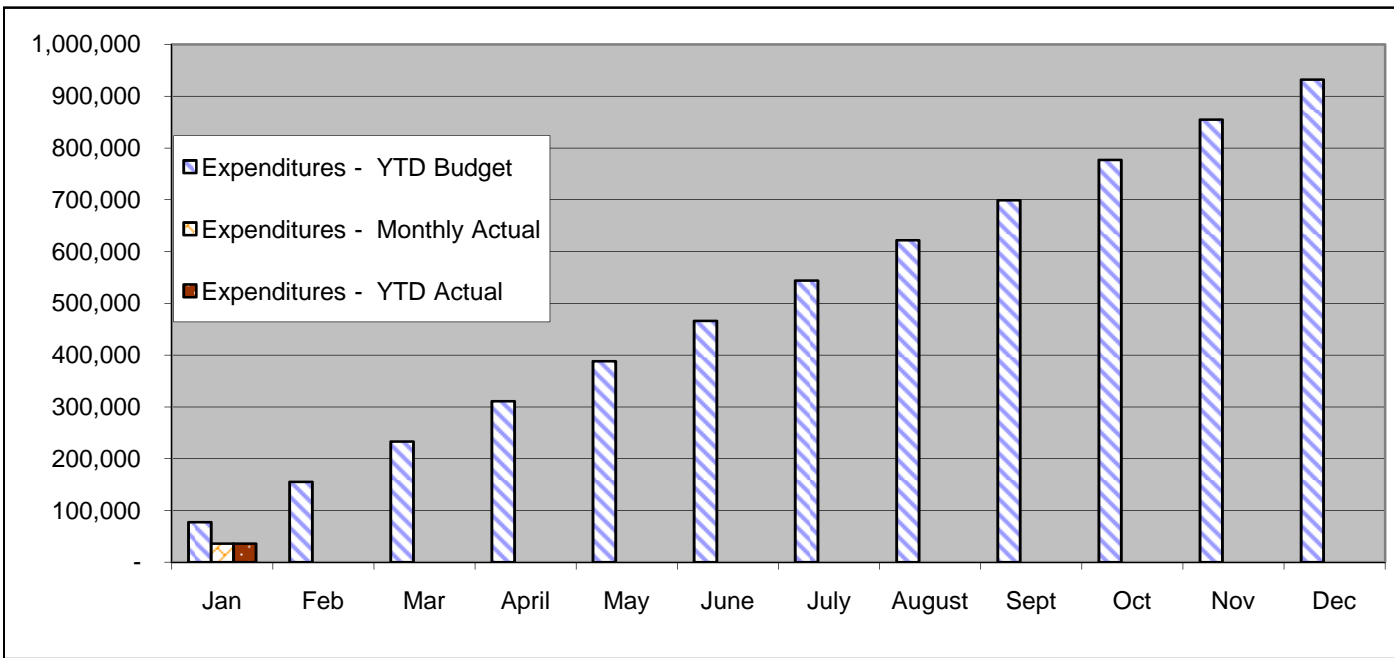
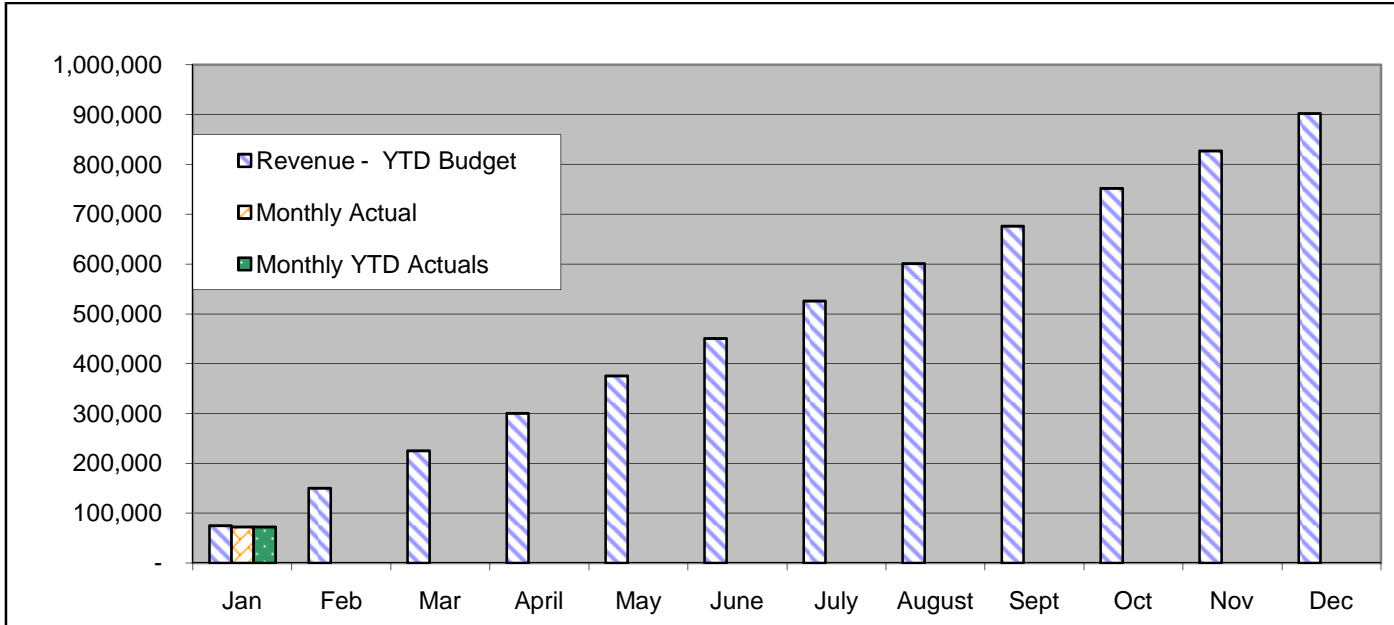
	Revenue - YTD Budget	Monthly Actual	YTD Actuals		Expenditures- YTD Budget	Expenditures- Monthly Actual	Expenditures- YTD Actual
Jan	867,933	418,765	408,583	Jan	722,458	593,012	593,012
Feb	1,735,866			Feb	1,444,916		
Mar	2,603,799			Mar	2,167,374		
April	3,471,732			April	2,889,832		
May	4,339,665			May	3,612,290		
June	5,207,598			June	4,334,748		
July	6,075,531			July	5,057,206		
August	6,943,464			August	5,779,664		
Sept	7,811,397			Sept	6,502,122		
Oct	8,679,330			Oct	7,224,580		
Nov	9,547,262			Nov	7,947,037		
Dec	10,415,195			Dec	8,669,495		

**City of Battle Ground General Fund
2007 Expenditures by Department-
Budget to Actual**



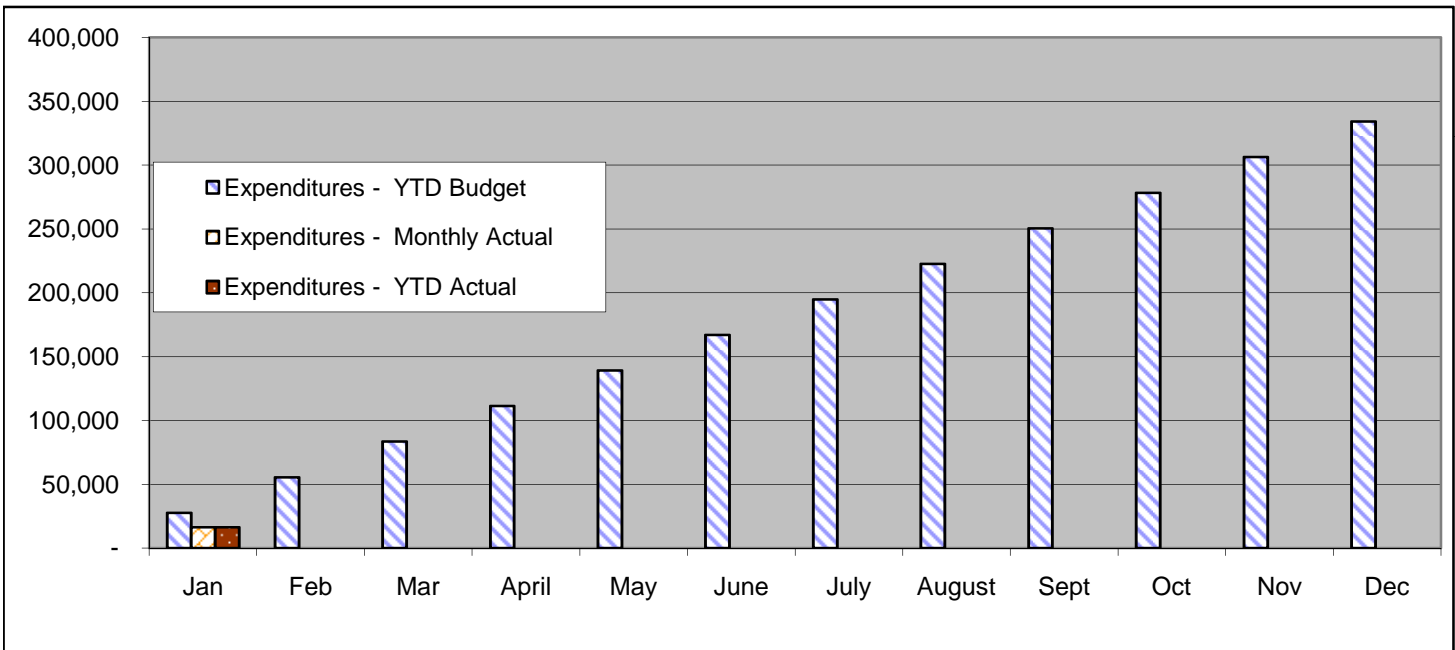
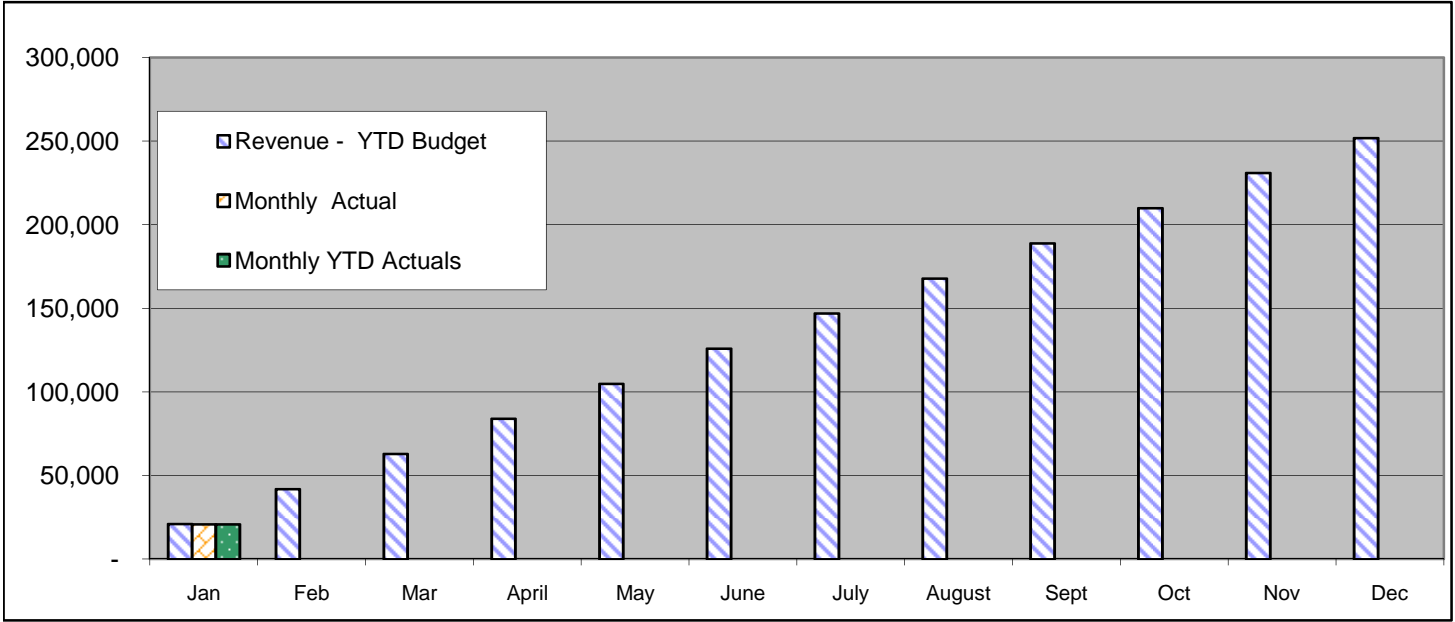
	Expenditures 2007 Budget	Monthly Actual	YTD Actual	% Expended
Legislative	56,543	10,038	10,038	17.75%
Judicial	390,181	10,703	10,703	2.74%
Executive	439,077	23,238	23,238	5.29%
Finance	243,933	18,320	18,320	7.51%
Legal	125,520	1,178	1,178	0.94%
Engineering	219,322	9,759	9,759	4.45%
Other General Government	1,866,388	173,605	173,605	9.30%
Law Enforcement	3,330,010	281,779	281,779	8.46%
Civil Service	24,124	1,004	1,004	4.16%
Community Service	156,180	10,119	10,119	6.48%
Fire Control	658,675	-	-	0.00%
Fire/Police Complex	59,805	510	510	0.85%
Planning/Community Dev	473,043	29,220	29,220	6.18%
Building/Development	368,994	23,539	23,539	6.38%
Senior Center	7,700	-	-	0.00%
Contingency	250,000	-	-	0.00%
	8,669,495	593,012	593,012	

**City of Battle Ground
Street Fund
2007 Revenue and Expenditures-
Budget to Actual**



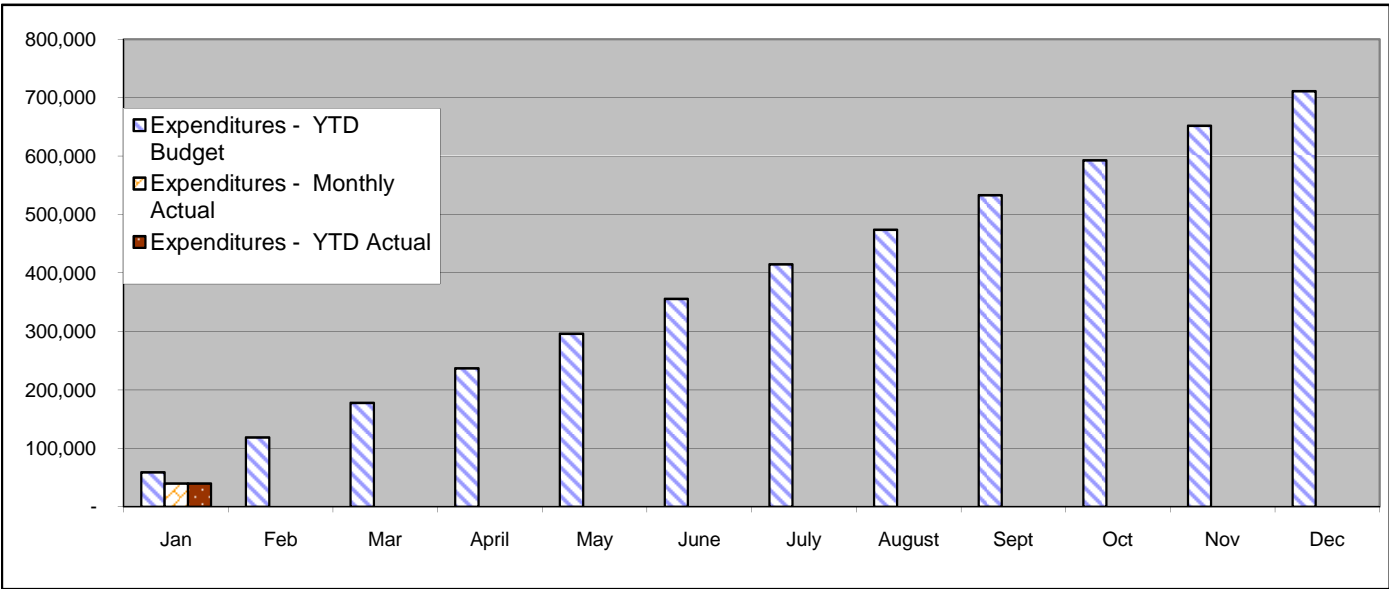
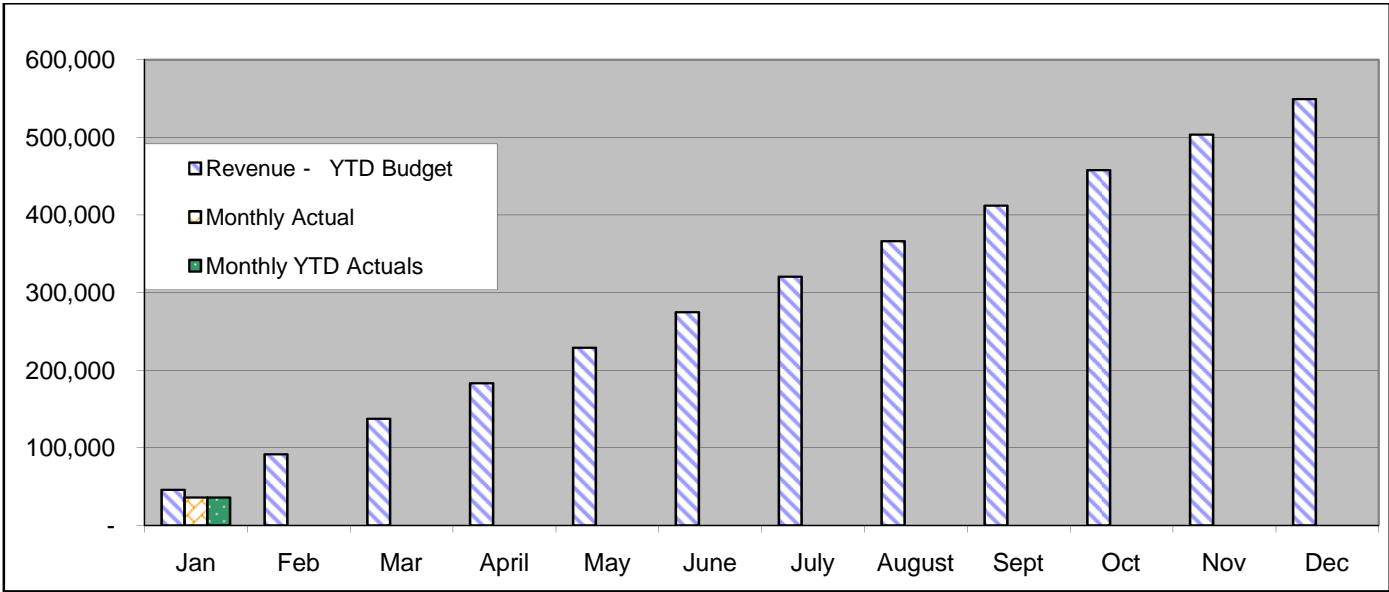
	Revenue -			Expenditures -		
	YTD Budget	Monthly Actual	YTD Actuals	YTD Budget	Monthly Actual	YTD Actual
Jan	75,172	72,404	72,404	Jan	77,695	35,828
Feb	150,344			Feb	155,391	
Mar	225,516			Mar	233,086	
April	300,689			April	310,782	
May	375,861			May	388,477	
June	451,034			June	466,173	
July	526,206			July	543,868	
August	601,379			August	621,564	
Sept	676,551			Sept	699,259	
Oct	751,724			Oct	776,955	
Nov	826,896			Nov	854,650	
Dec	902,068			Dec	932,346	

**City of Battle Ground
Parks Fund
2007 Revenue and Expenditures-
Budget to Actual**



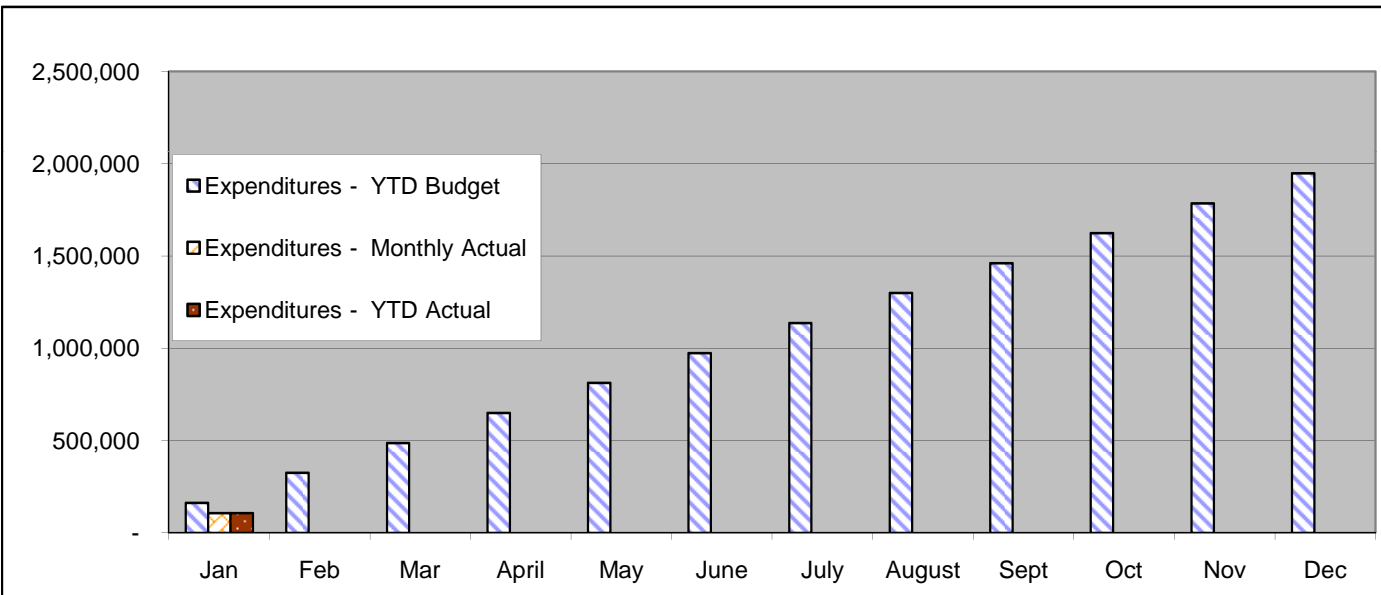
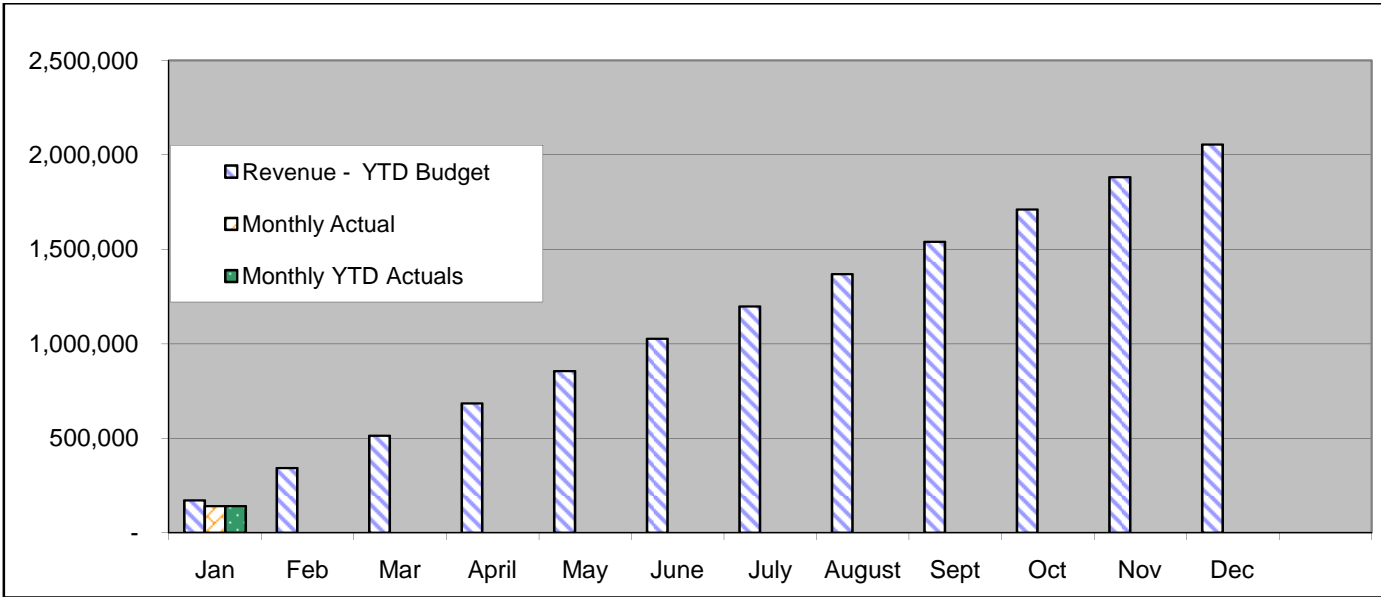
	Revenue - YTD Budget	Monthly Actual	YTD Actuals		Expenditures - YTD Budget	Monthly Actual	YTD Actual
Jan	21,000	20,910	20,910	Jan	27,856	16,505	16,505
Feb	42,000			Feb	55,711		
Mar	63,000			Mar	83,567		
April	84,000			April	111,422		
May	105,000			May	139,278		
June	126,000			June	167,133		
July	147,000			July	194,989		
August	168,000			August	222,844		
Sept	189,000			Sept	250,700		
Oct	210,000			Oct	278,556		
Nov	231,000			Nov	306,412		
Dec	252,000			Dec	334,268		

**City of Battle Ground
Storm Drainage Fund
2007 Revenue and Expenditures-
Budget to Actual**



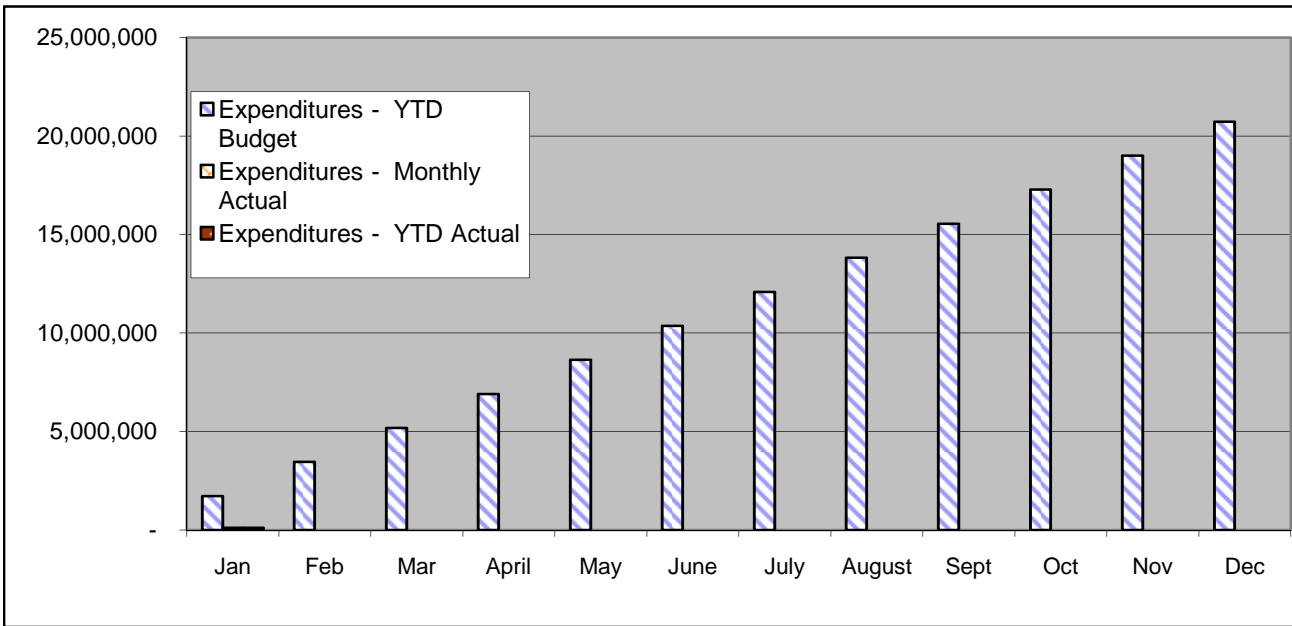
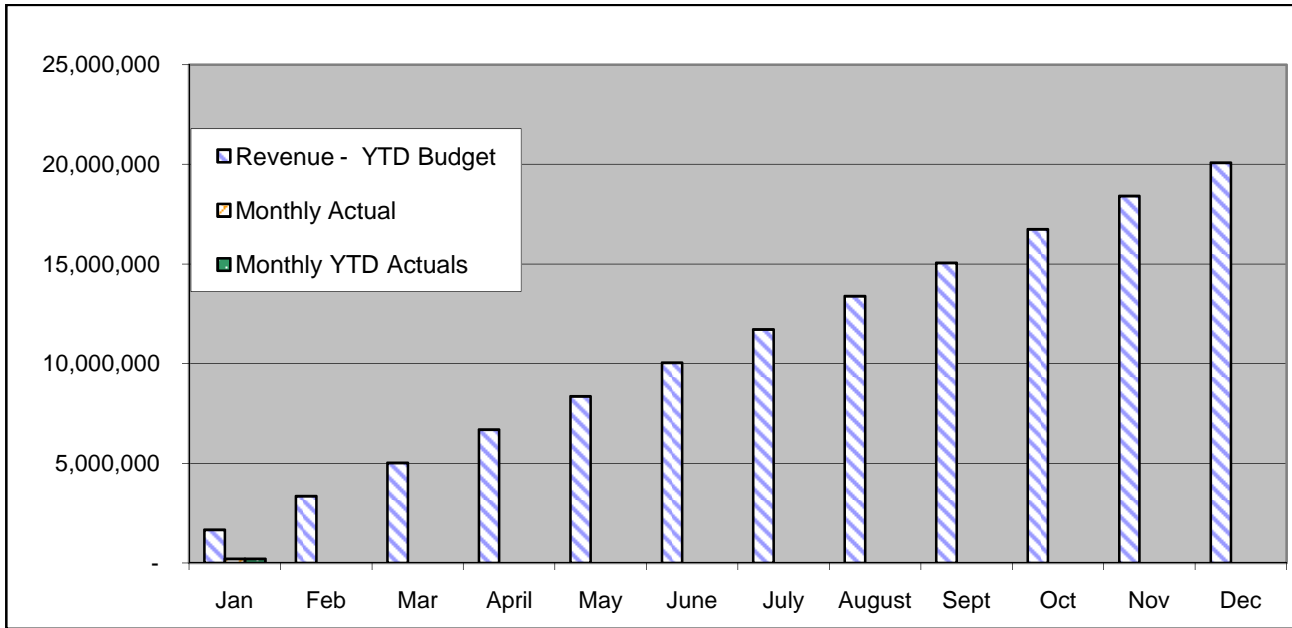
	Revenue - YTD Budget	Monthly Actual	YTD Actuals		Expenditures - YTD Budget	Monthly Actual	YTD Actual
Jan	45,805	35,964	35,964	Jan	59,297	39,736	39,735
Feb	91,611			Feb	118,594		
Mar	137,416			Mar	177,891		
April	183,222			April	237,188		
May	229,027			May	296,486		
June	274,833			June	355,783		
July	320,638			July	415,080		
August	366,444			August	474,378		
Sept	412,249			Sept	533,675		
Oct	458,055			Oct	592,972		
Nov	503,860			Nov	652,269		
Dec	549,665			Dec	711,566		

**City of Battle Ground
Water Fund
2007 Revenue and Expenditures-
Budget to Actual**



	Revenue -			Expenditures -		
	YTD Budget	Monthly Actual	YTD Actuals	YTD Budget	Monthly Actual	YTD Actual
Jan	171,235	141,755	141,754	Jan	162,361	105,570
Feb	342,470			Feb	324,723	
Mar	513,705			Mar	487,084	
April	684,940			April	649,446	
May	856,175			May	811,807	
June	1,027,410			June	974,169	
July	1,198,645			July	1,136,530	
August	1,369,880			August	1,298,892	
Sept	1,541,115			Sept	1,461,253	
Oct	1,712,350			Oct	1,623,615	
Nov	1,883,585			Nov	1,785,976	
Dec	2,054,820			Dec	1,948,338	

**City of Battle Ground
Sewer Fund
2007 Revenue and Expenditures-
Budget to Actual**



	Revenue - YTD Budget	Monthly Actual	YTD Actuals		Expenditures - YTD Budget	Monthly Actual	YTD Actual
Jan	1,674,100	215,271	215,271	Jan	1,727,870	116,285	116,285
Feb	3,348,199			Feb	3,455,741		
Mar	5,022,299			Mar	5,183,611		
April	6,696,398			April	6,911,481		
May	8,370,498			May	8,639,352		
June	10,044,598			June	10,367,222		
July	11,718,697			July	12,095,092		
August	13,392,797			August	13,822,963		
Sept	15,066,897			Sept	15,550,834		
Oct	16,740,997			Oct	17,278,705		
Nov	18,415,097			Nov	19,006,576		
Dec	20,089,197			Dec	20,734,447		