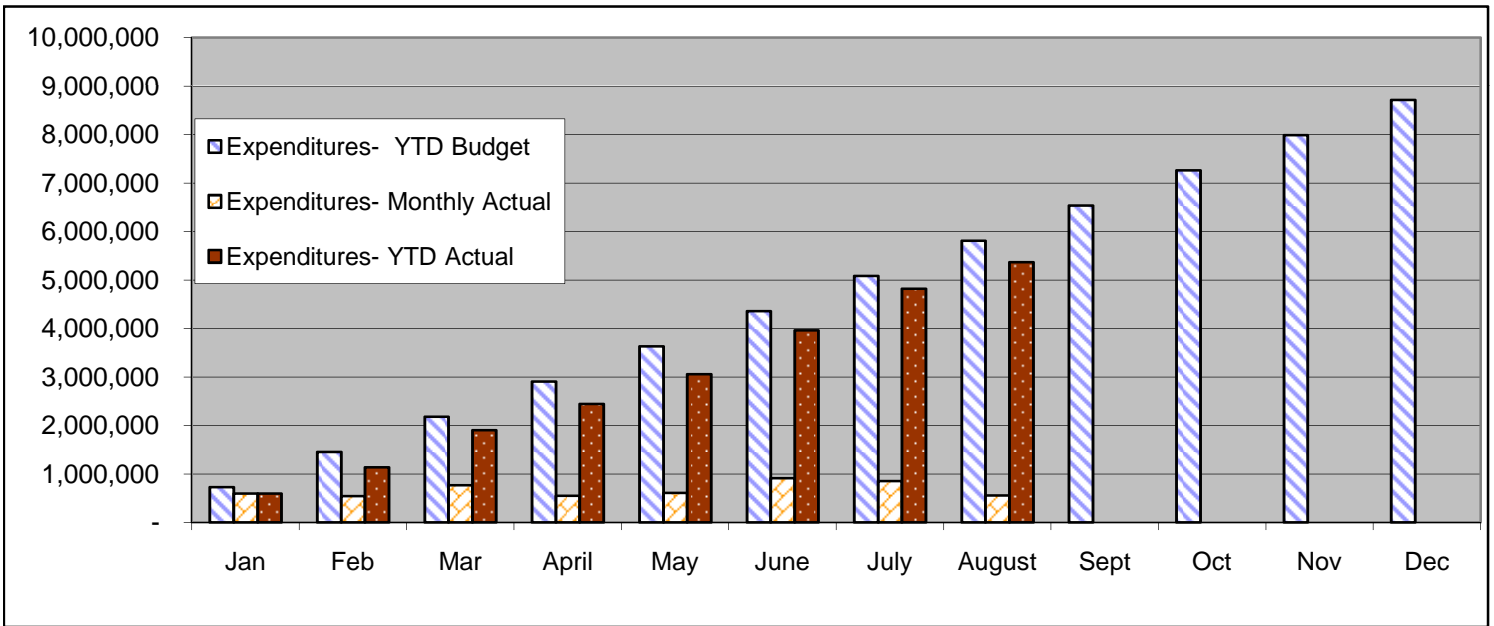
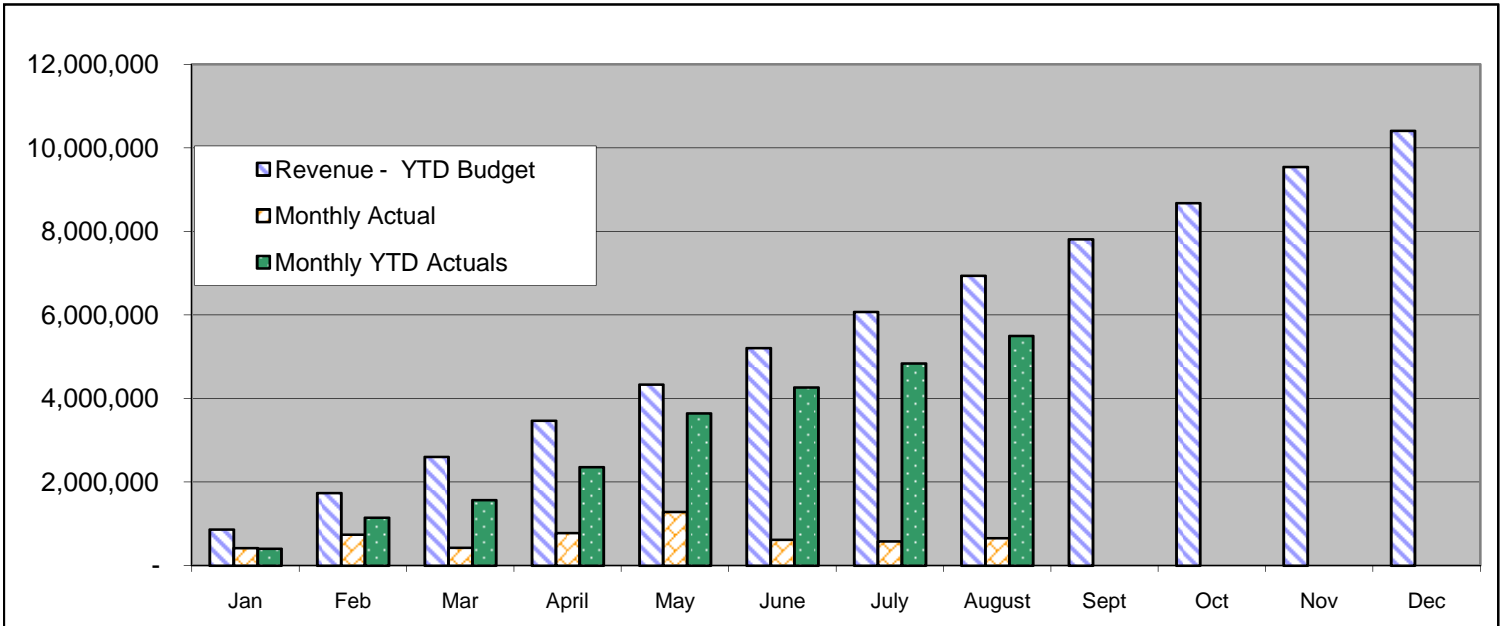
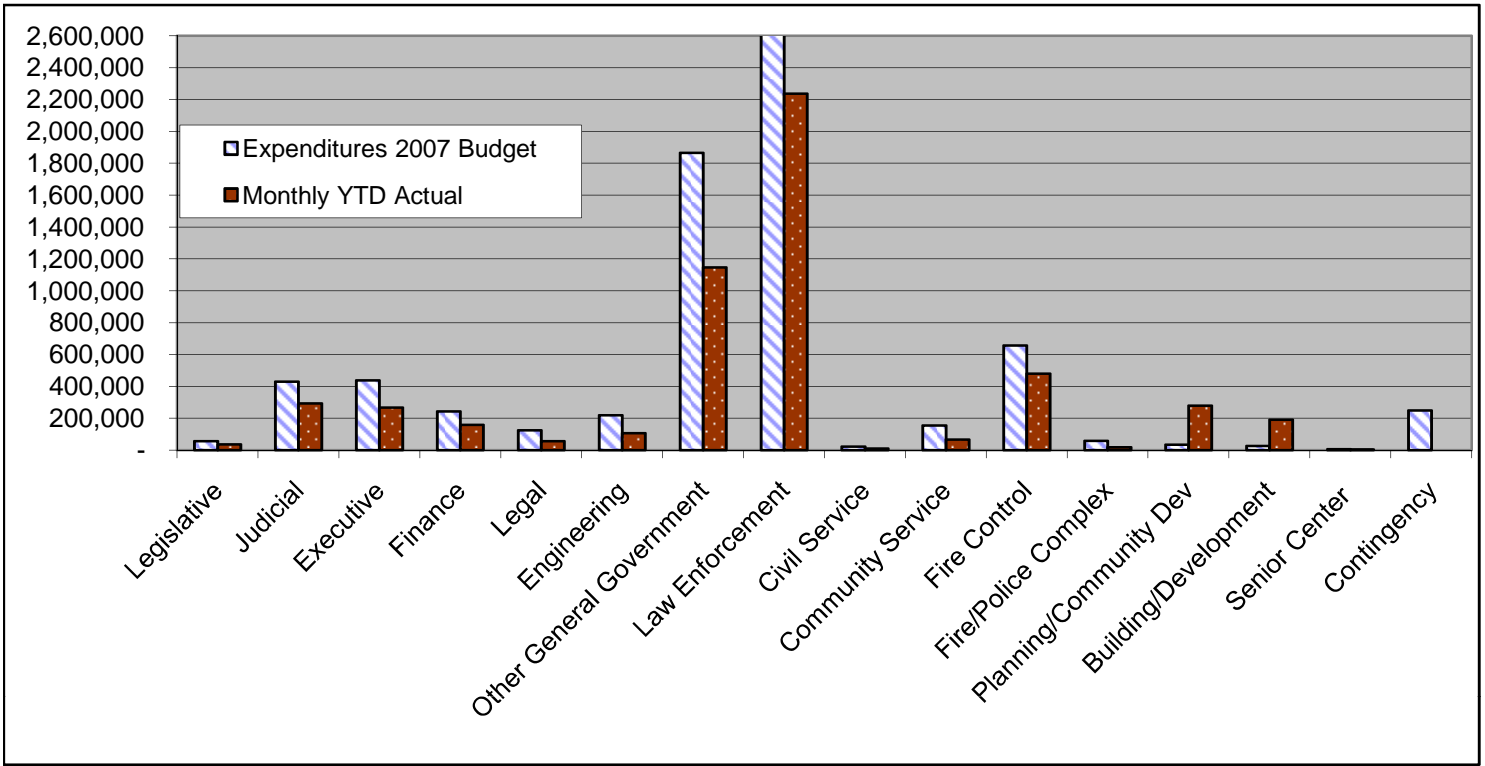


**City of Battle Ground
General Fund
2007 Revenue and Expenditures-
Budget to Actual**



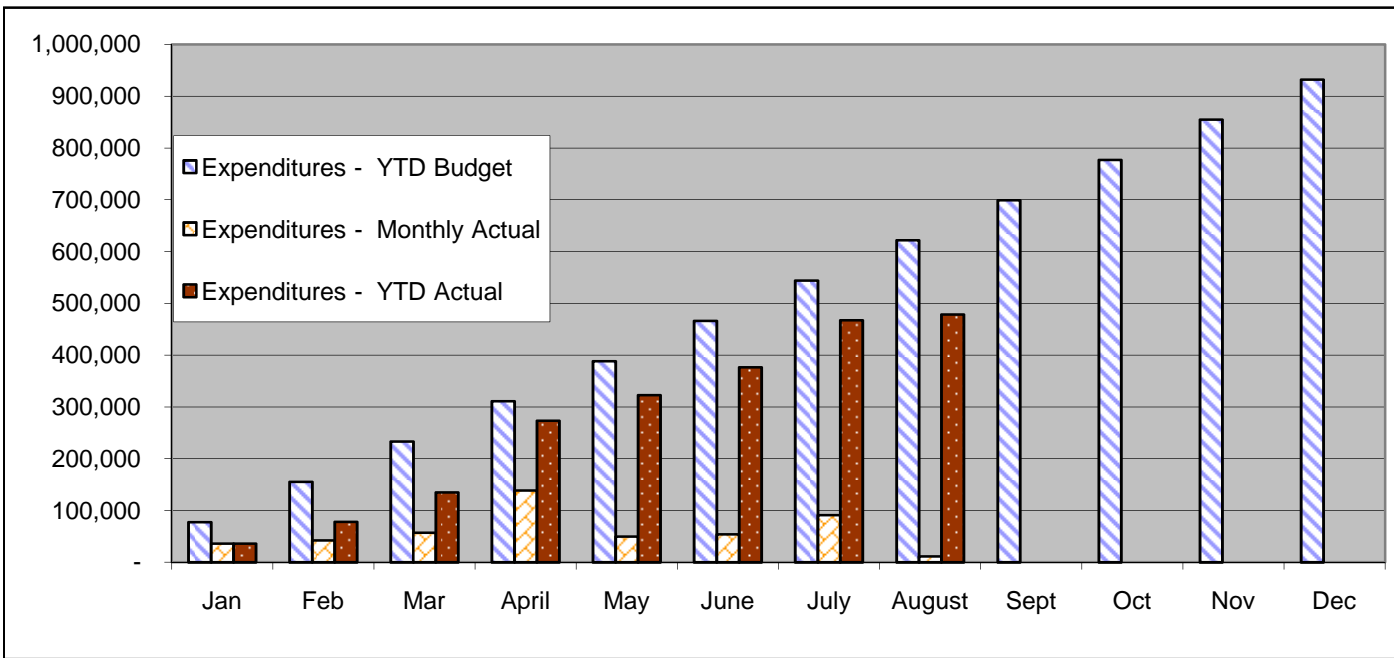
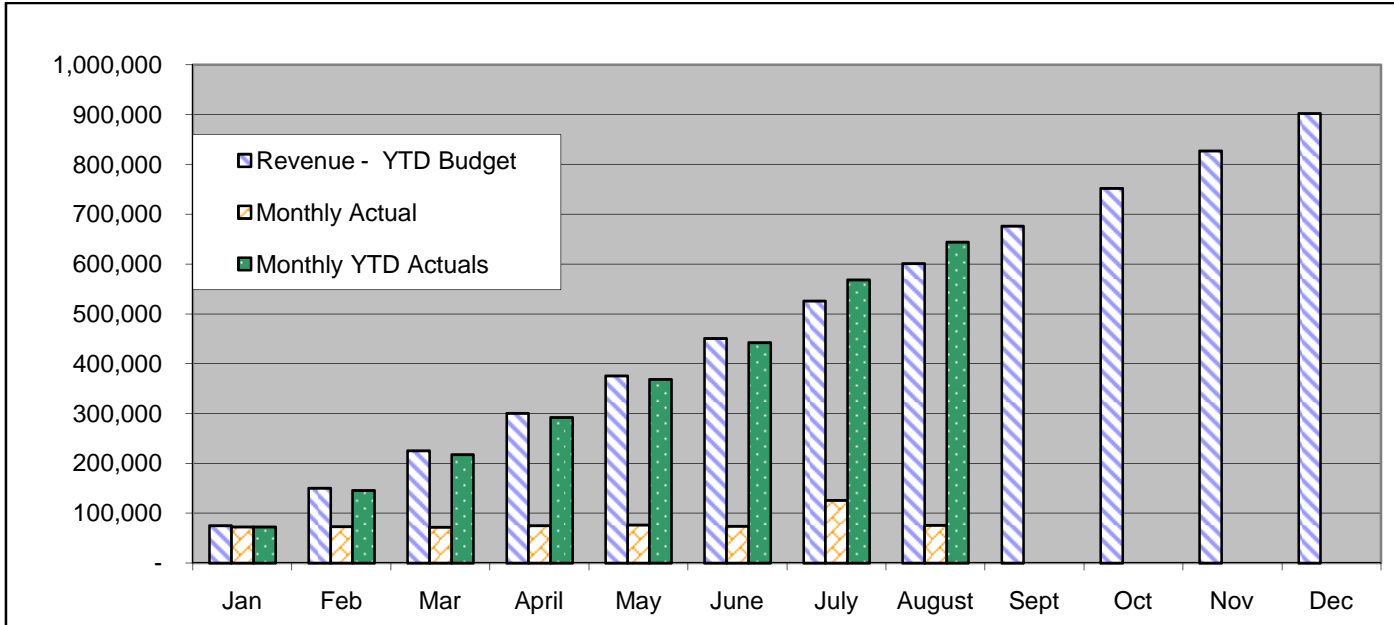
	Revenue - YTD Budget	Monthly Actual	YTD Actuals		Expenditures- YTD Budget	Expenditures- Monthly Actual	Expenditures- YTD Actual
Jan	867,933	418,765	408,583	Jan	725,791	593,012	593,012
Feb	1,735,866	740,069	1,148,652	Feb	1,451,582	542,023	1,135,035
Mar	2,603,799	425,796	1,574,448	Mar	2,177,374	762,649	1,897,684
April	3,471,732	783,670	2,358,118	April	2,903,165	546,294	2,443,979
May	4,339,665	1,289,219	3,647,337	May	3,628,956	610,305	3,054,283
June	5,207,598	618,358	4,265,695	June	4,354,747	908,327	3,962,610
July	6,075,531	579,569	4,845,264	July	5,080,539	853,337	4,815,947
August	6,943,464	657,761	5,503,025	August	5,806,330	551,426	5,367,373
Sept	7,811,397			Sept	6,532,121		
Oct	8,679,330			Oct	7,257,913		
Nov	9,547,262			Nov	7,983,704		
Dec	10,415,195			Dec	8,709,495		

**City of Battle Ground General Fund
2007 Expenditures by Department-
Budget to Actual**



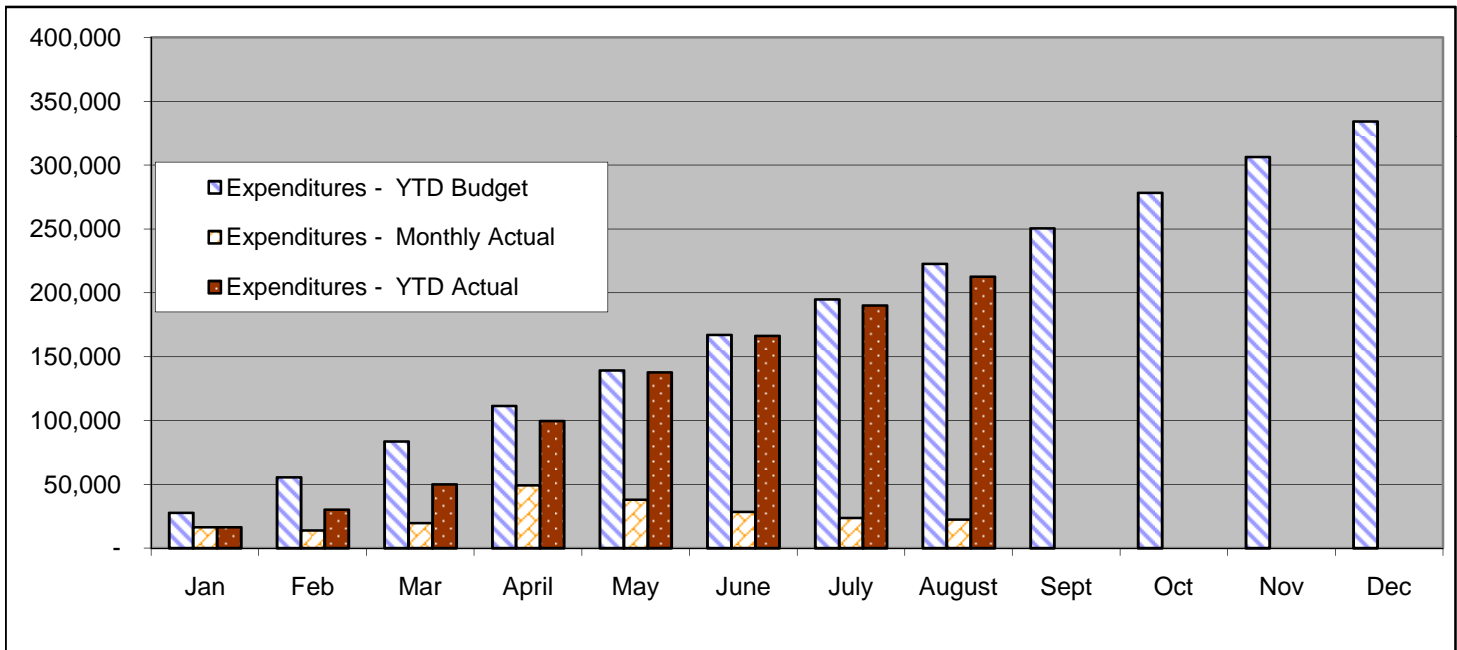
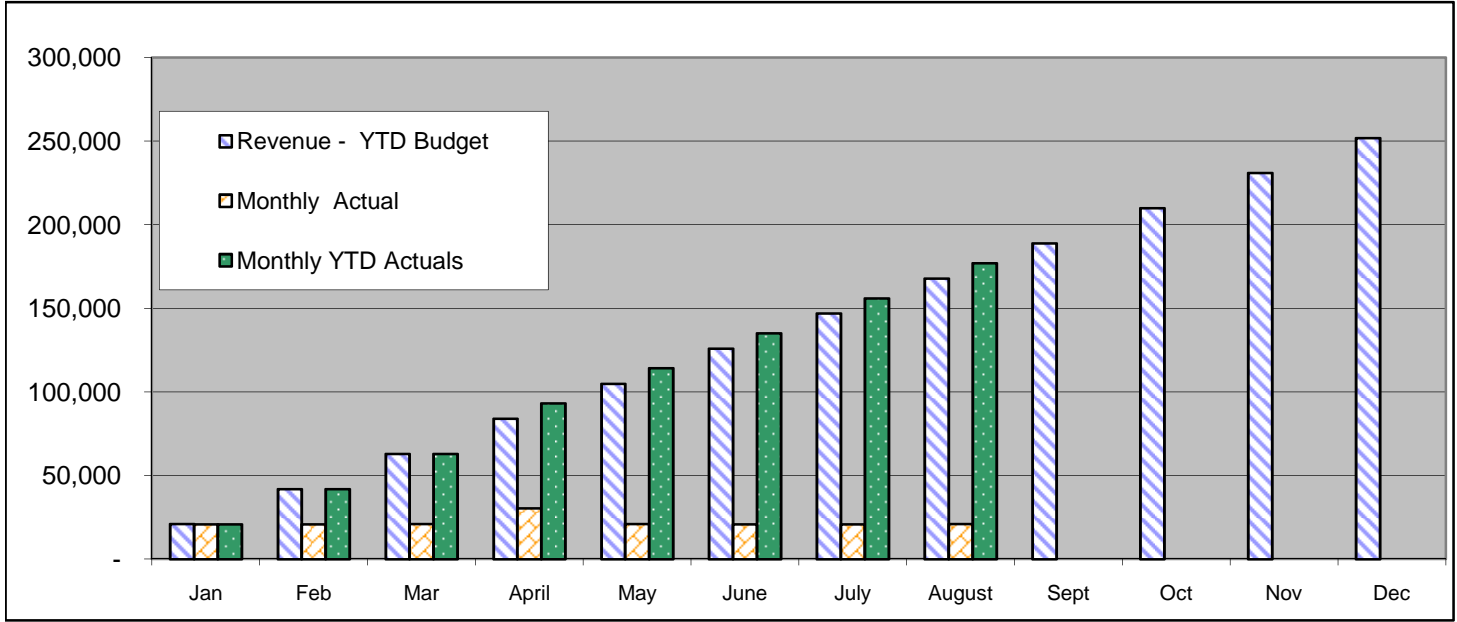
	Expenditures 2007 Budget	Monthly Actual	YTD Actual	% Expended
Legislative	56,543	1,351	36,324	64.24%
Judicial	430,181	29,969	294,877	68.55%
Executive	439,077	35,315	268,059	61.05%
Finance	243,933	19,421	158,777	65.09%
Legal	125,520	3,543	57,165	45.54%
Engineering	219,322	14,541	108,264	49.36%
Other General Government	1,866,388	141,734	1,147,628	61.49%
Law Enforcement	3,330,010	233,751	2,238,093	67.21%
Civil Service	24,124	1,278	12,027	49.85%
Community Service	156,180	6,757	67,539	43.24%
Fire Control	658,675	-	481,563	73.11%
Fire/Police Complex	59,805	1,185	19,962	33.38%
Planning/Community Dev	34,842	34,842	279,566	802.38%
Building/Development	27,107	27,107	192,487	710.10%
Senior Center	7,700	632	5,042	4410.00%
Contingency	250,000	-	-	0.00%
Total	7,929,407	551,426	5,367,373	

**City of Battle Ground
Street Fund
2007 Revenue and Expenditures-
Budget to Actual**



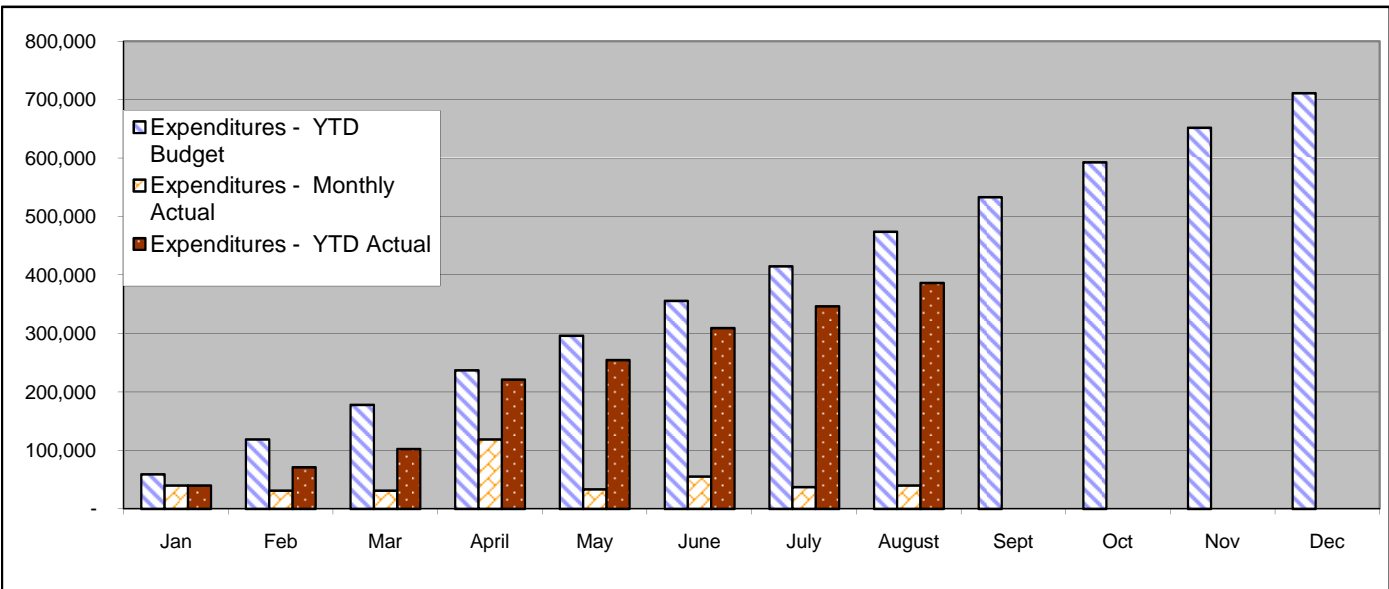
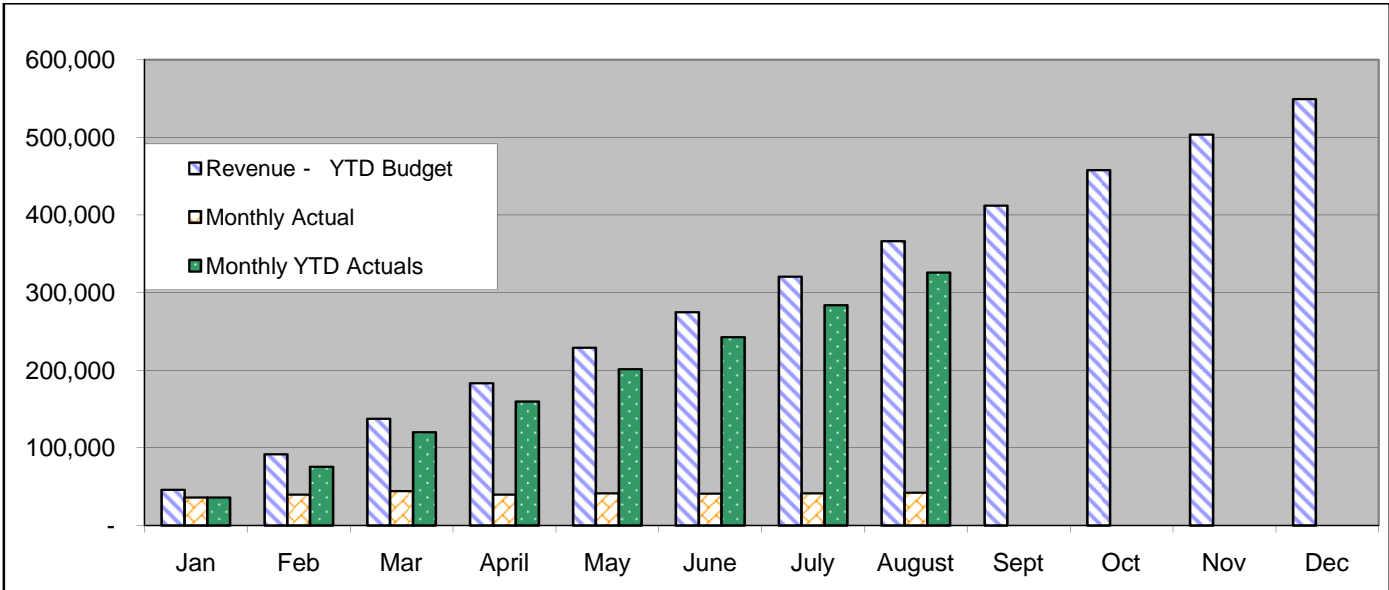
	Revenue -			Expenditures -			
	YTD Budget	Monthly Actual	YTD Actuals	YTD Budget	Monthly Actual	YTD Actual	
Jan	75,172	72,404	72,404	Jan	77,695	35,828	35,828
Feb	150,344	73,354	145,757	Feb	155,391	41,928	77,756
Mar	225,516	71,672	217,429	Mar	233,086	57,089	134,846
April	300,689	74,942	292,371	April	310,782	138,613	273,458
May	375,861	76,476	368,847	May	388,477	49,529	322,987
June	451,034	73,782	442,629	June	466,173	53,688	376,674
July	526,206	125,675	568,304	July	543,868	90,696	467,370
August	601,379	75,997	644,301	August	621,564	11,341	478,711
Sept	676,551			Sept	699,259		
Oct	751,724			Oct	776,955		
Nov	826,896			Nov	854,650		
Dec	902,069			Dec	932,346		

**City of Battle Ground
Parks Fund
2007 Revenue and Expenditures-
Budget to Actual**



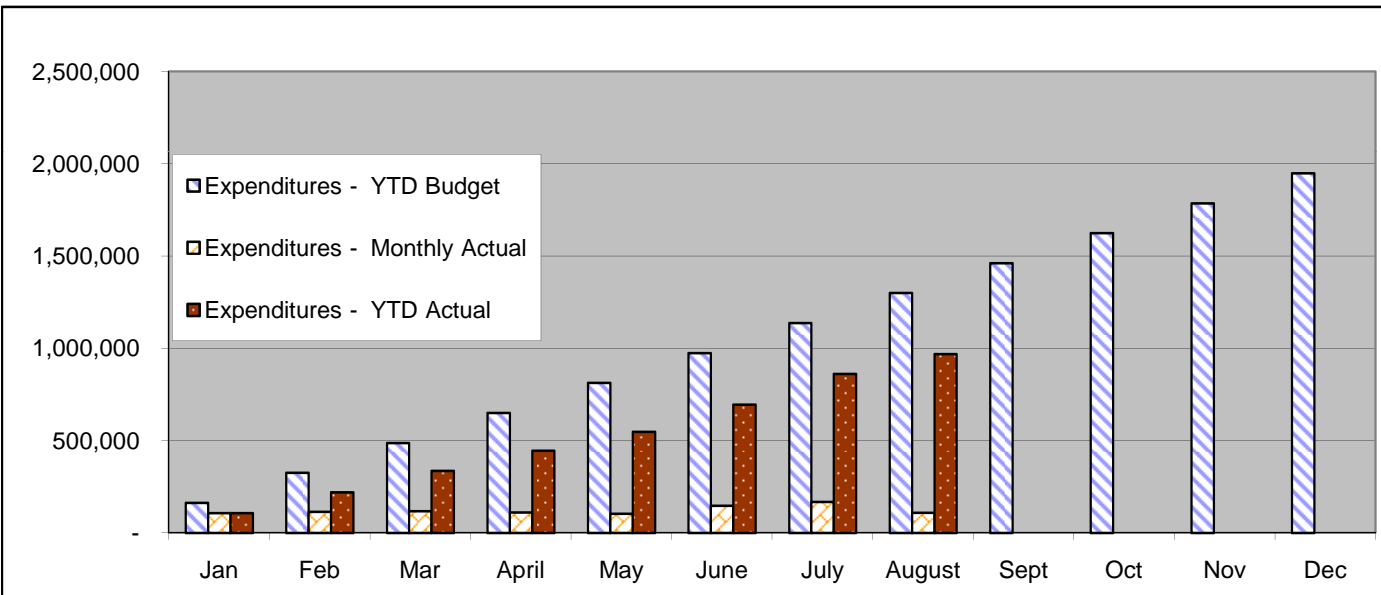
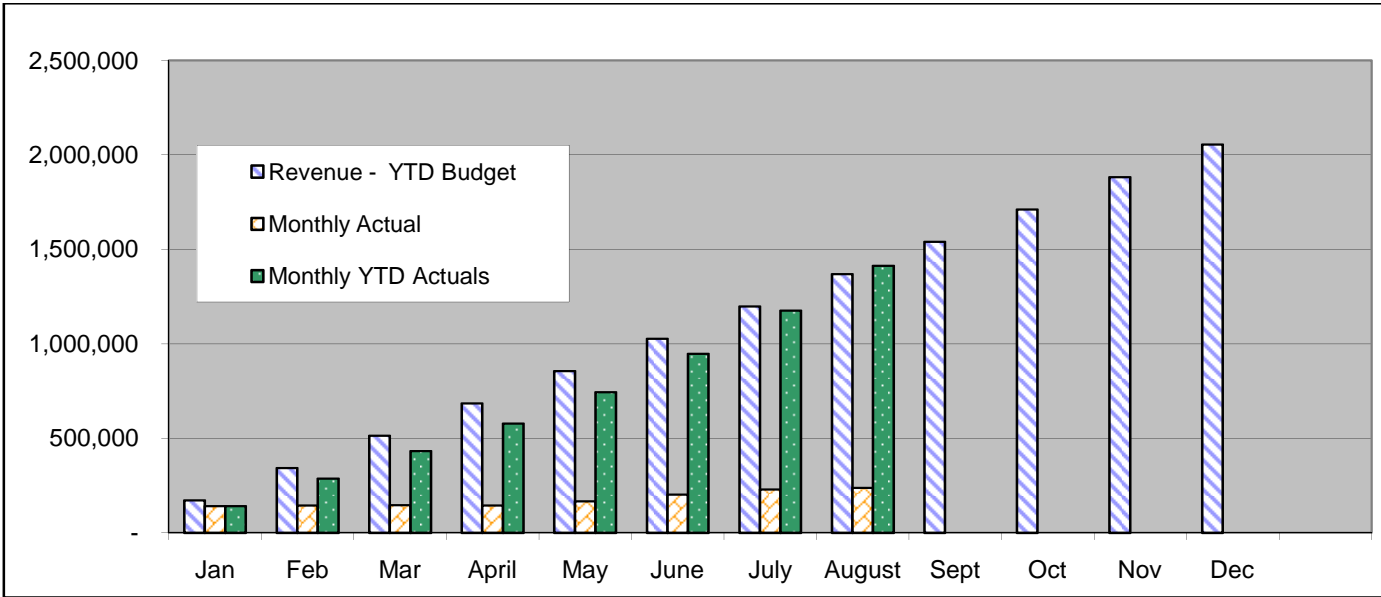
	Revenue - YTD Budget	Monthly Actual	YTD Actuals		Expenditures - YTD Budget	Monthly Actual	YTD Actual
Jan	21,000	20,910	20,910	Jan	27,856	16,505	16,505
Feb	42,000	20,966	41,876	Feb	55,711	13,904	30,410
Mar	63,000	21,062	62,938	Mar	83,567	19,769	50,179
April	84,000	30,376	93,314	April	111,422	49,460	99,639
May	105,000	21,048	114,361	May	139,278	38,184	137,822
June	126,000	20,858	135,219	June	167,133	28,635	166,458
July	147,000	20,841	156,060	July	194,989	23,705	190,162
August	168,000	21,003	177,063	August	222,844	22,502	212,664
Sept	189,000			Sept	250,700		
Oct	210,000			Oct	278,556		
Nov	231,000			Nov	306,412		
Dec	252,000			Dec	334,268		

**City of Battle Ground
Storm Drainage Fund
2007 Revenue and Expenditures-
Budget to Actual**



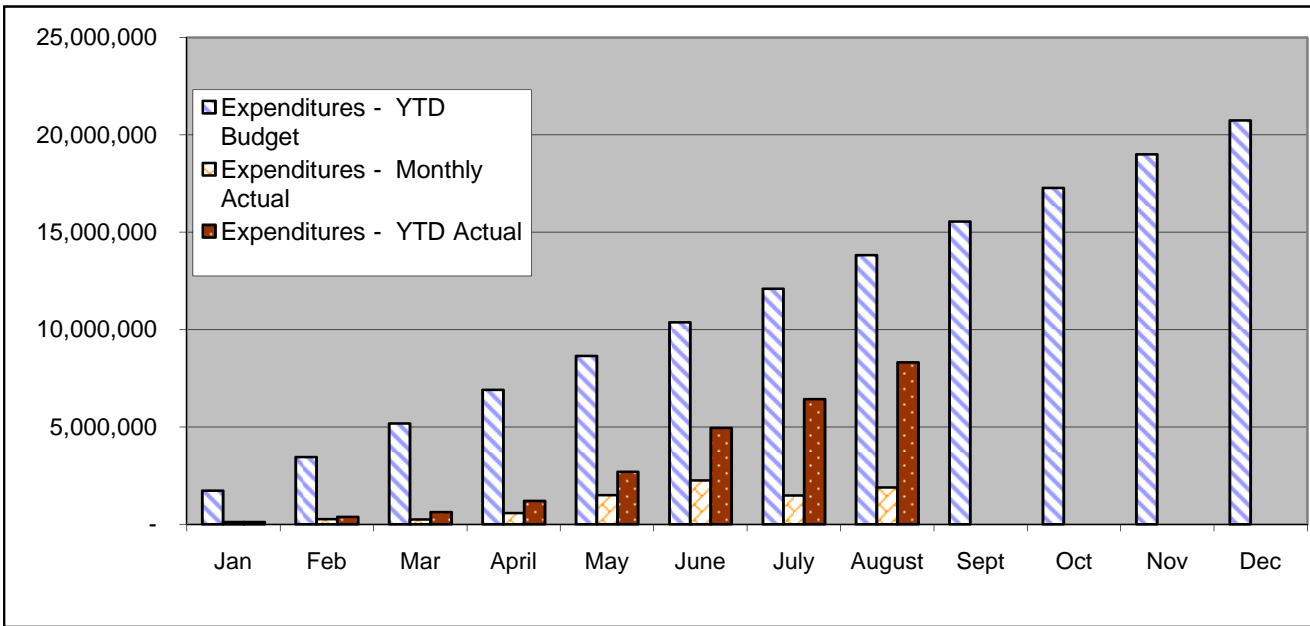
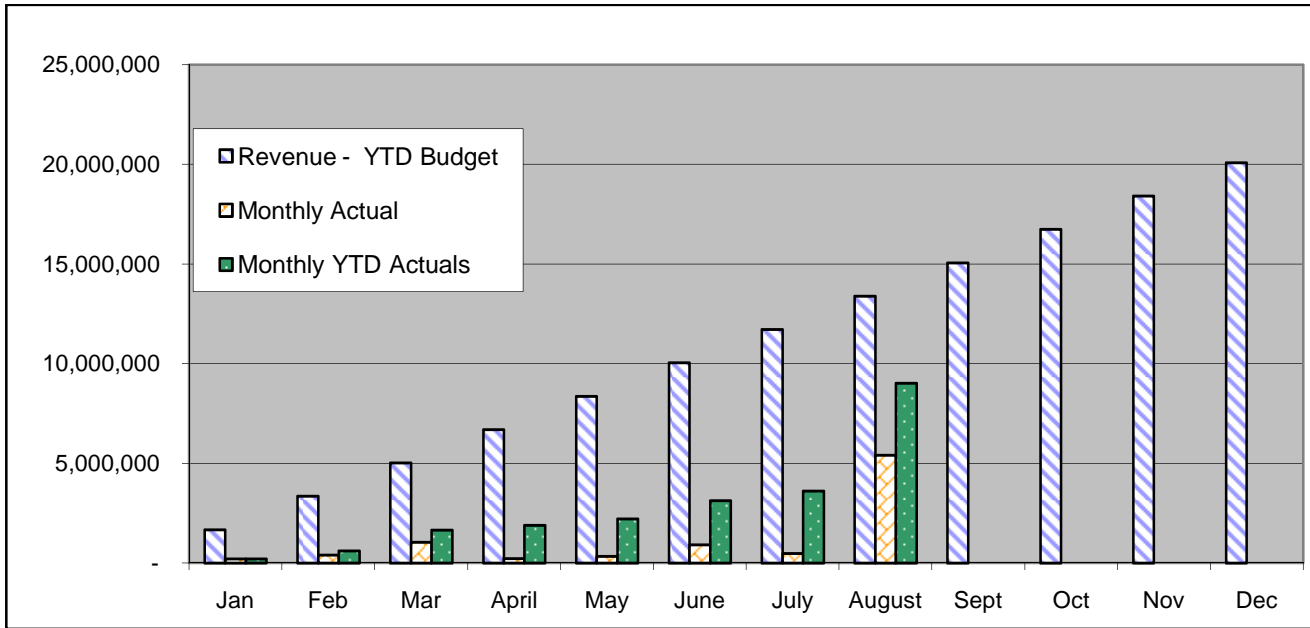
	Revenue - YTD Budget	Monthly Actual	YTD Actuals		Expenditures - YTD Budget	Monthly Actual	YTD Actual
Jan	45,805	35,964	35,964	Jan	59,297	39,736	39,735
Feb	91,611	39,857	75,821	Feb	118,594	31,130	70,866
Mar	137,416	44,348	120,169	Mar	177,891	31,305	102,170
April	183,222	39,851	160,020	April	237,188	118,994	221,164
May	229,027	41,595	201,615	May	296,486	33,453	254,617
June	274,833	40,972	242,587	June	355,783	54,975	309,593
July	320,638	41,273	283,859	July	415,080	37,283	346,876
August	366,444	42,295	326,154	August	474,378	39,798	386,674
Sept	412,249			Sept	533,675		
Oct	458,055			Oct	592,972		
Nov	503,860			Nov	652,269		
Dec	549,665			Dec	711,566		

**City of Battle Ground
Water Fund
2007 Revenue and Expenditures-
Budget to Actual**



	Revenue -			Expenditures -		
	YTD Budget	Monthly Actual	YTD Actuals	YTD Budget	Monthly Actual	YTD Actual
Jan	171,235	141,755	141,754	Jan	162,361	105,570
Feb	342,470	144,679	286,433	Feb	324,723	113,452
Mar	513,705	146,237	432,670	Mar	487,084	116,524
April	684,940	145,231	577,901	April	649,446	109,114
May	856,175	166,252	744,153	May	811,807	102,147
June	1,027,410	202,654	946,807	June	974,169	146,961
July	1,198,645	229,824	1,176,631	July	1,136,530	166,545
August	1,369,880	237,049	1,413,680	August	1,298,892	107,850
Sept	1,541,115			Sept	1,461,253	
Oct	1,712,350			Oct	1,623,615	
Nov	1,883,585			Nov	1,785,976	
Dec	2,054,820			Dec	1,948,338	

**City of Battle Ground
Sewer Fund
2007 Revenue and Expenditures-
Budget to Actual**



	Revenue - YTD Budget	Monthly Actual	YTD Actuals		Expenditures - YTD Budget	Monthly Actual	YTD Actual
Jan	1,674,100	215,271	215,271	Jan	1,727,870	116,285	116,285
Feb	3,348,199	402,086	617,357	Feb	3,455,741	267,440	383,725
Mar	5,022,299	1,037,651	1,655,008	Mar	5,183,611	249,021	632,746
April	6,696,398	231,965	1,886,973	April	6,911,481	569,687	1,202,434
May	8,370,498	333,669	2,220,642	May	8,639,352	1,489,144	2,691,578
June	10,044,598	910,811	3,131,453	June	10,367,222	2,257,099	4,948,677
July	11,718,697	477,450	3,608,904	July	12,095,092	1,474,724	6,423,401
August	13,392,797	5,409,457	9,018,361	August	13,822,963	1,887,828	8,311,229
Sept	15,066,897			Sept	15,550,834		
Oct	16,740,997			Oct	17,278,705		
Nov	18,415,097			Nov	19,006,576		
Dec	20,089,197			Dec	20,734,447		