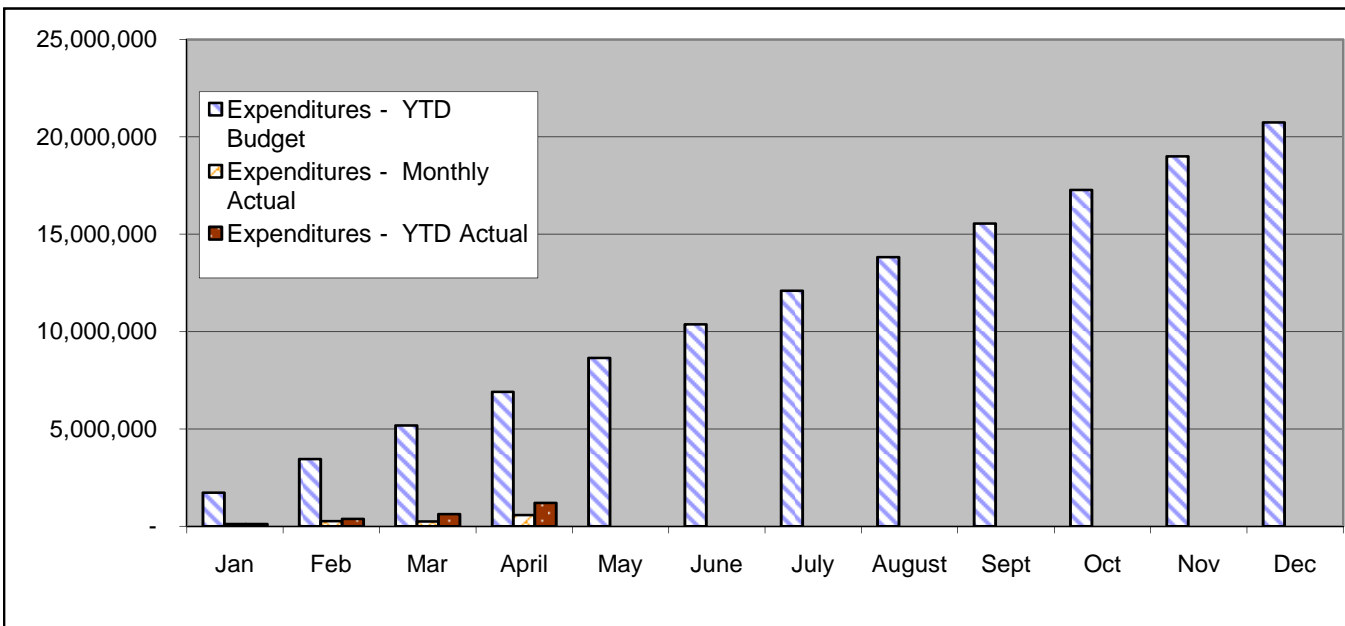
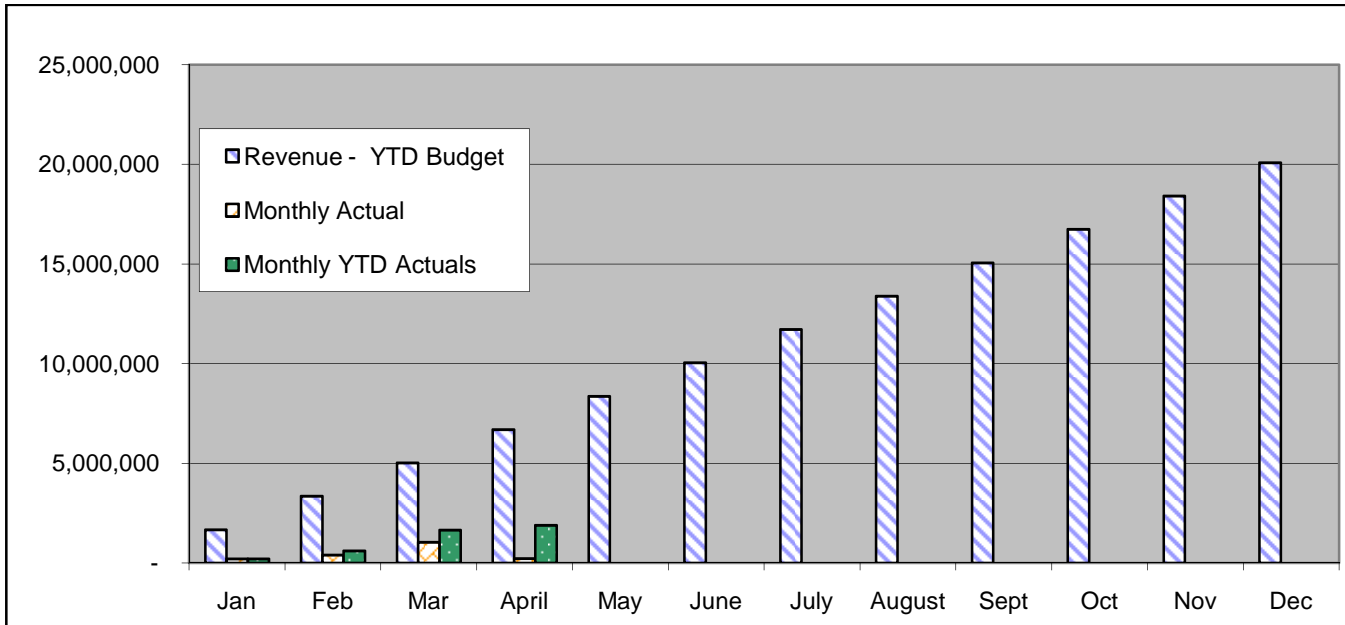
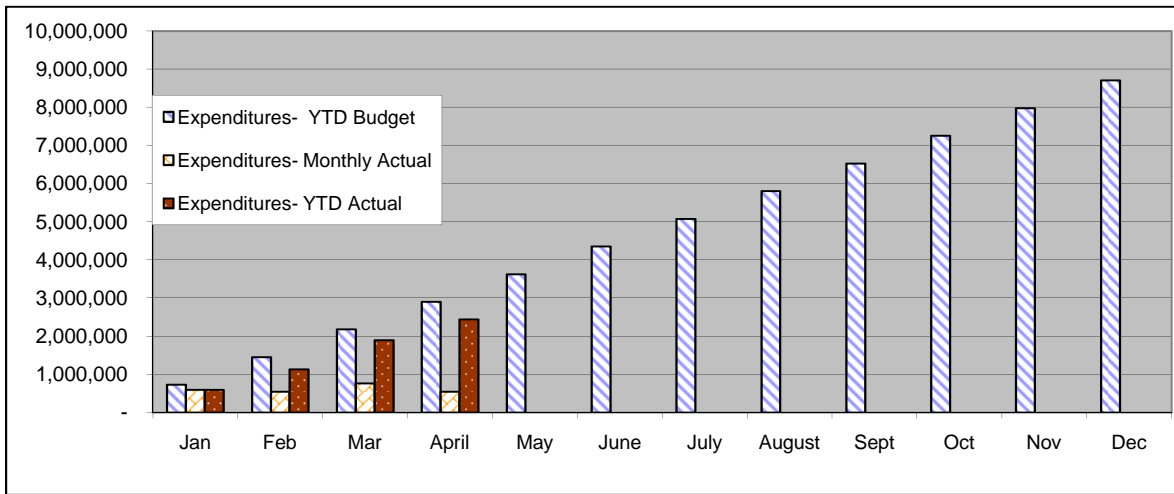
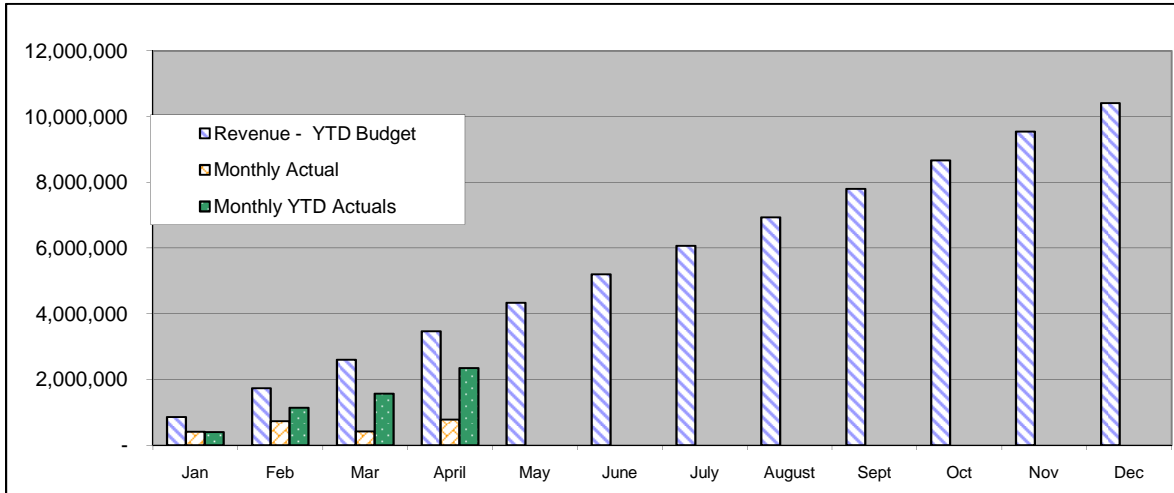


**City of Battle Ground  
Sewer Fund  
2007 Revenue and Expenditures-  
Budget to Actual**



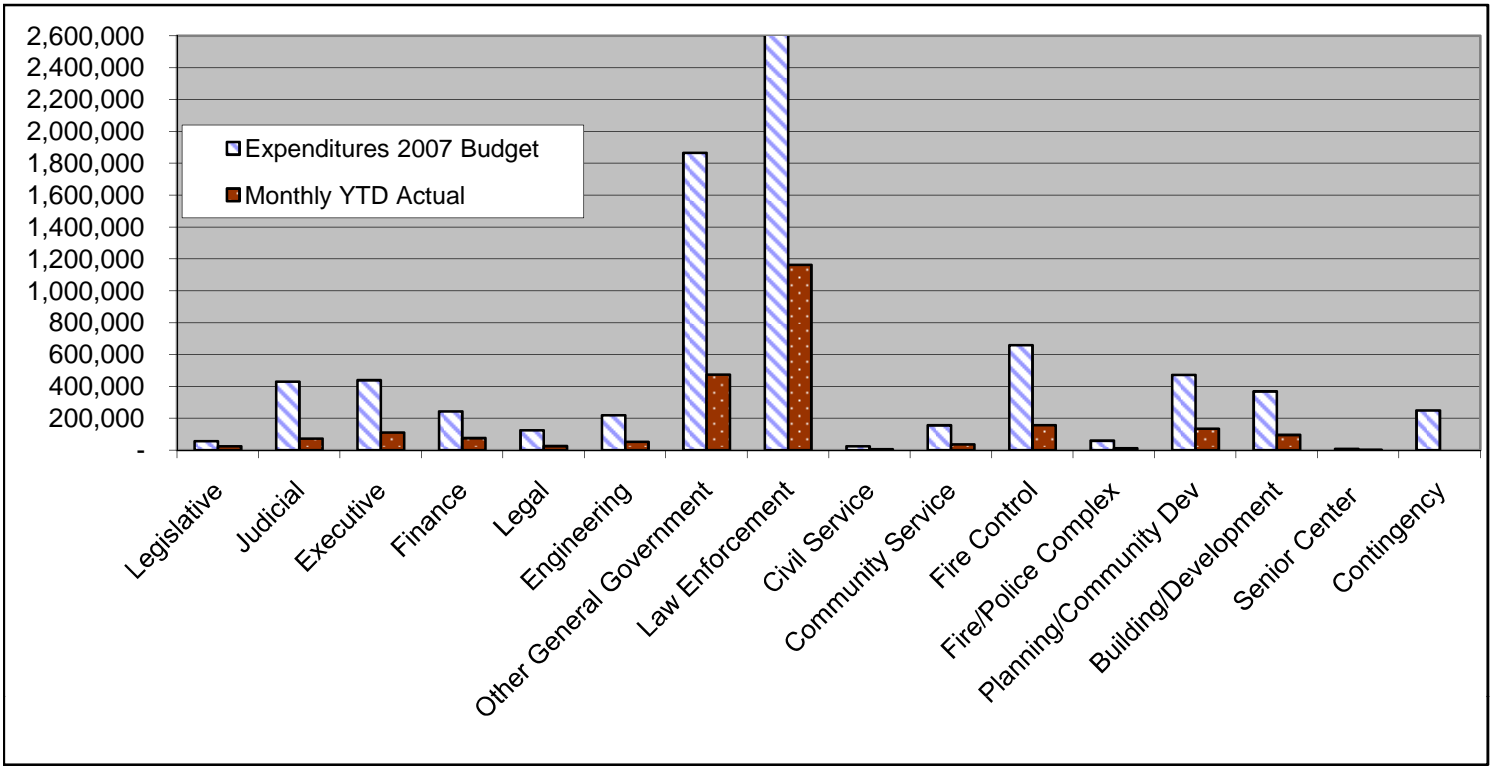
	Revenue - YTD Budget	Monthly Actual	YTD Actuals		Expenditures - YTD Budget	Monthly Actual	YTD Actual
Jan	1,674,100	215,271	215,271	Jan	1,727,870	116,285	116,285
Feb	3,348,199	402,086	617,357	Feb	3,455,741	267,440	383,725
Mar	5,022,299	1,037,651	1,655,008	Mar	5,183,611	249,021	632,746
April	6,696,398	231,965	1,886,973	April	6,911,481	569,687	1,202,433
May	8,370,498			May	8,639,352		
June	10,044,598			June	10,367,222		
July	11,718,697			July	12,095,092		
August	13,392,797			August	13,822,963		
Sept	15,066,897			Sept	15,550,834		
Oct	16,740,997			Oct	17,278,705		
Nov	18,415,097			Nov	19,006,576		
Dec	20,089,197			Dec	20,734,447		

**City of Battle Ground  
General Fund  
2007 Revenue and Expenditures-  
Budget to Actual**



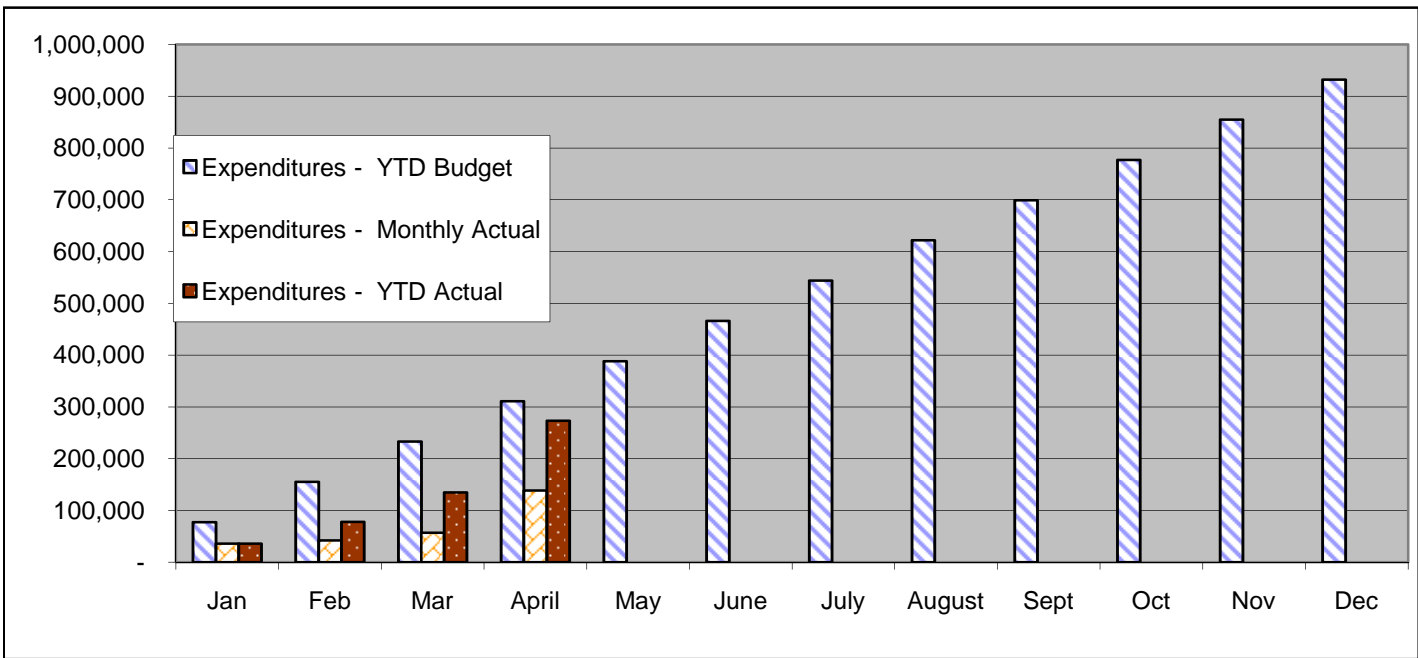
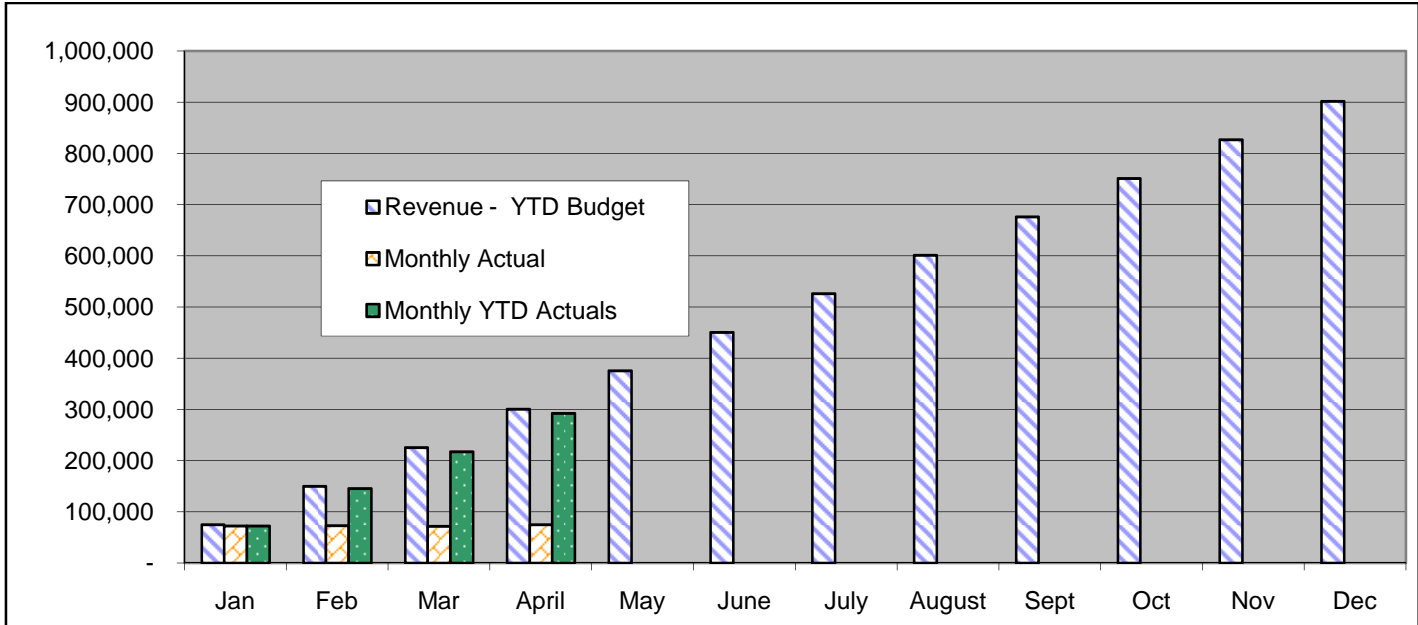
	Revenue - YTD Budget	Monthly Actual	Monthly YTD Actuals		Expenditures- YTD Budget	Expenditures- Monthly Actual	Expenditures- YTD Actual
Jan	867,933	418,765	408,583	Jan	725,791	593,012	593,012
Feb	1,735,866	740,069	1,148,652	Feb	1,451,582	542,023	1,135,035
Mar	2,603,799	425,796	1,574,448	Mar	2,177,374	762,649	1,897,684
April	3,471,732	783,670	2,358,118	April	2,903,165	546,294	2,443,978
May	4,339,665			May	3,628,956		
June	5,207,598			June	4,354,747		
July	6,075,531			July	5,080,539		
August	6,943,464			August	5,806,330		
Sept	7,811,397			Sept	6,532,121		

**City of Battle Ground General Fund  
2007 Expenditures by Department-  
Budget to Actual**



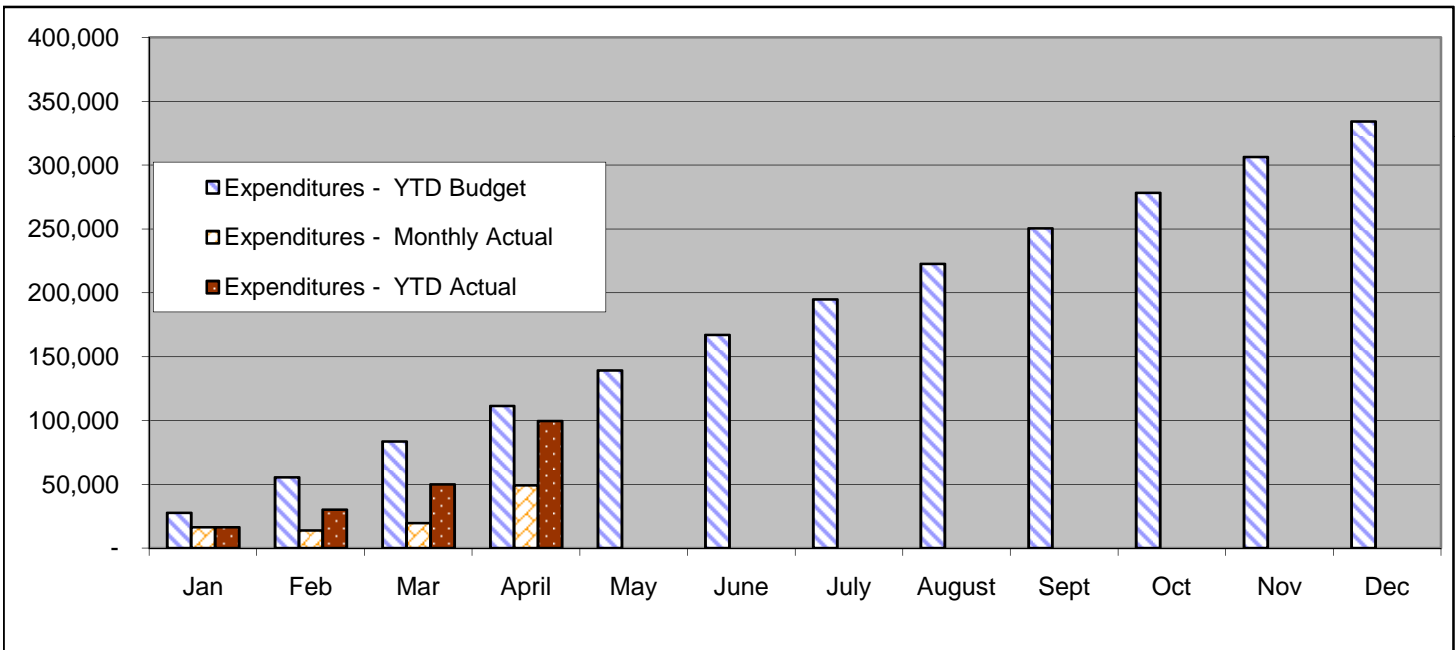
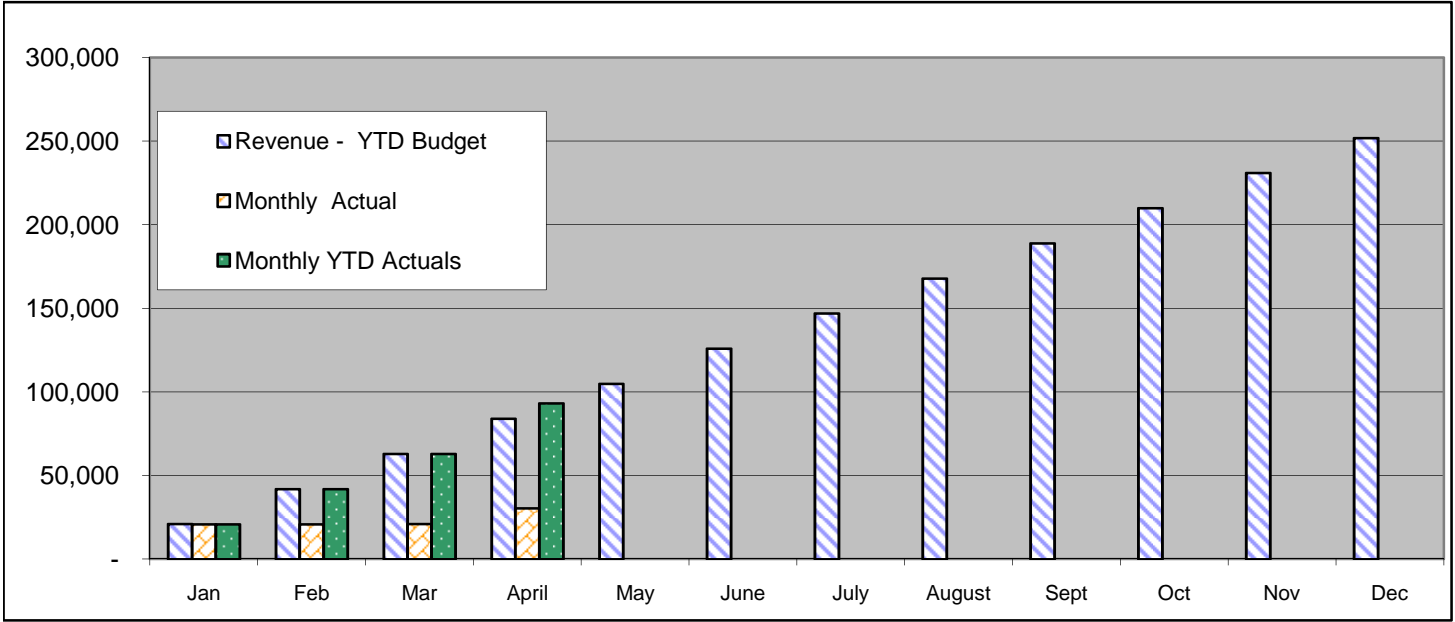
	Expenditures 2007 Budget	Monthly Actual	YTD Actual	% Expended
Legislative	56,543	4,506	25,010	44.23%
Judicial	430,181	17,108	72,500	16.85%
Executive	439,077	47,799	110,670	25.21%
Finance	243,933	19,674	75,793	31.07%
Legal	125,520	5,593	25,303	20.16%
Engineering	219,322	17,394	52,520	23.95%
Other General Government	1,866,388	97,321	473,795	25.39%
Law Enforcement	3,330,010	263,450	1,162,685	34.92%
Civil Service	24,124	564	5,384	22.32%
Community Service	156,180	8,768	36,954	23.66%
Fire Control	658,675	-	157,169	23.86%
Fire/Police Complex	59,805	4,720	12,773	21.36%
Planning/Community Dev	473,043	36,622	135,017	28.54%
Building/Development	368,994	22,203	96,113	26.05%
Senior Center	7,700	572	2,292	29.77%
Contingency	250,000	-	-	0.00%
<b>Total</b>	<b>8,709,495</b>	<b>546,294</b>	<b>2,443,978</b>	

**City of Battle Ground  
Street Fund  
2007 Revenue and Expenditures-  
Budget to Actual**



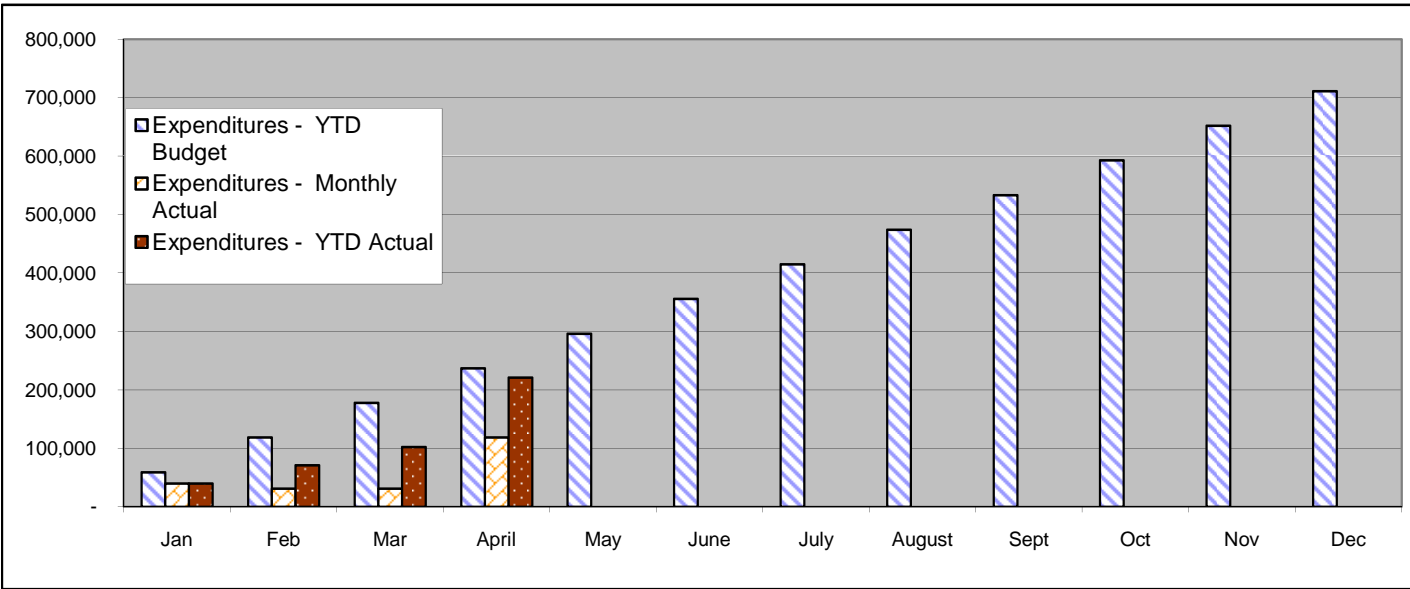
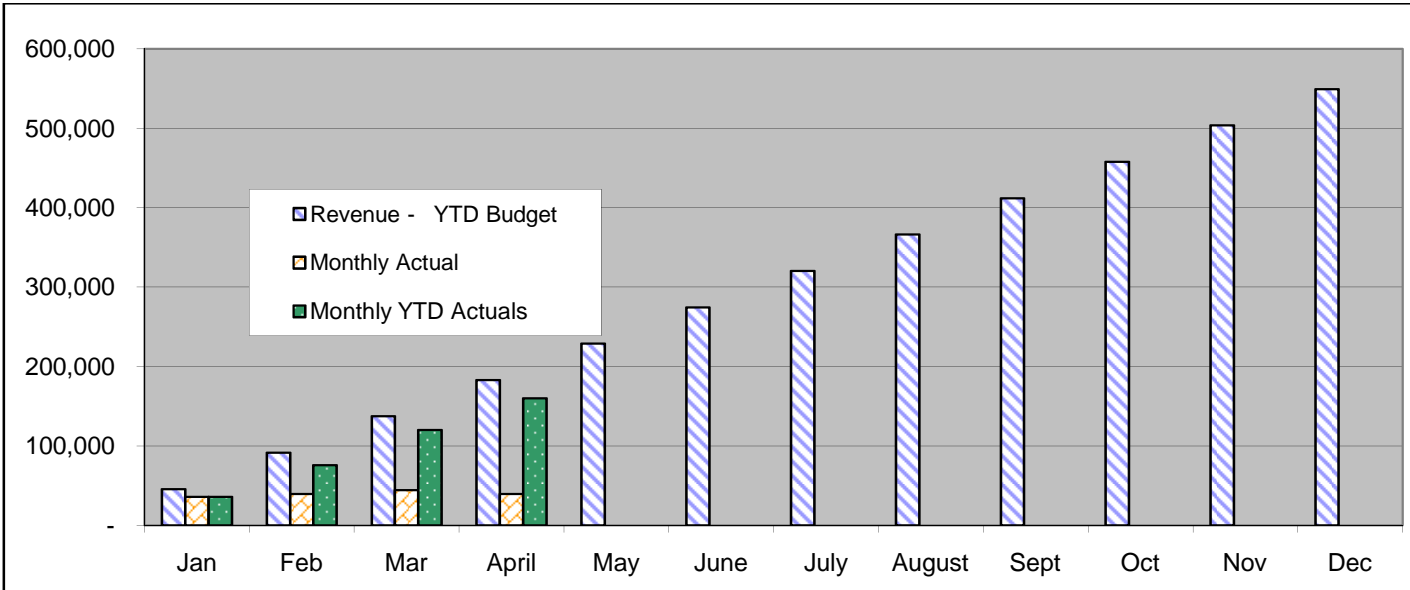
	Revenue -			Expenditures -			
	YTD Budget	Monthly Actual	YTD Actuals	YTD Budget	Monthly Actual	YTD Actual	
Jan	75,172	72,404	72,404	Jan	77,695	35,828	35,828
Feb	150,344	73,354	145,757	Feb	155,391	41,928	77,756
Mar	225,516	71,672	217,429	Mar	233,086	57,089	134,846
April	300,689	74,942	292,371	April	310,782	138,613	273,459
May	375,861			May	388,477		
June	451,034			June	466,173		
July	526,206			July	543,868		
August	601,379			August	621,564		
Sept	676,551			Sept	699,259		
Oct	751,724			Oct	776,955		
Nov	826,896			Nov	854,650		
Dec	902,069			Dec	932,246		

**City of Battle Ground  
Parks Fund  
2007 Revenue and Expenditures-  
Budget to Actual**



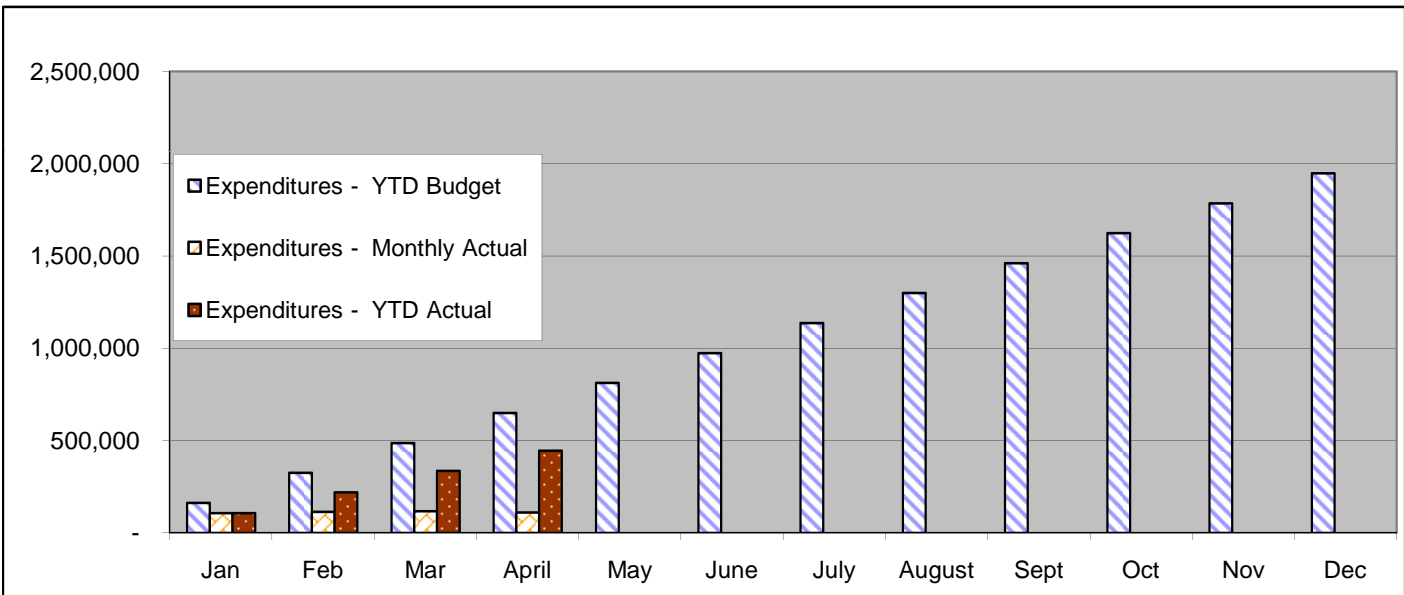
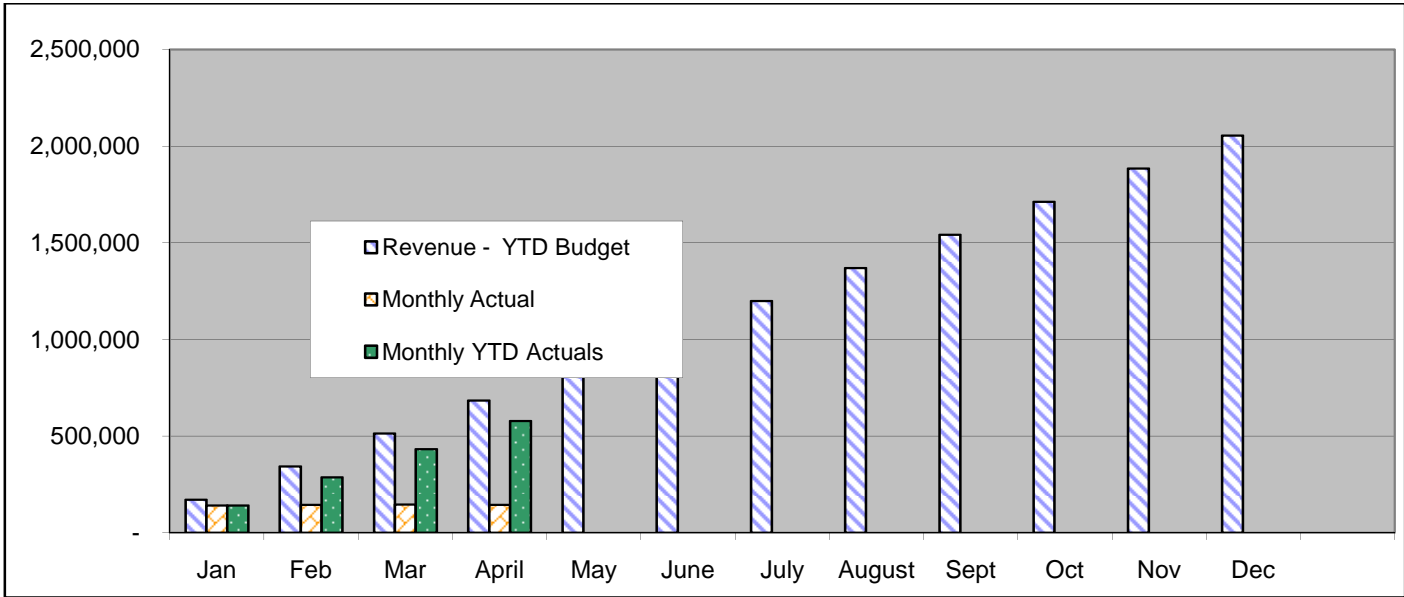
	Revenue - YTD Budget	Monthly Actual	YTD Actuals		Expenditures - YTD Budget	Monthly Actual	YTD Actual
Jan	21,000	20,910	20,910	Jan	27,856	16,505	16,505
Feb	42,000	20,966	41,876	Feb	55,711	13,904	30,410
Mar	63,000	21,062	62,938	Mar	83,567	19,769	50,179
April	84,000	30,376	93,314	April	111,422	49,460	99,639
May	105,000			May	139,278		
June	126,000			June	167,133		
July	147,000			July	194,989		
August	168,000			August	222,844		
Sept	189,000			Sept	250,700		
Oct	210,000			Oct	278,556		
Nov	231,000			Nov	306,412		
Dec	252,000			Dec	334,268		

**City of Battle Ground  
Storm Drainage Fund  
2007 Revenue and Expenditures-  
Budget to Actual**



	Revenue - YTD Budget	Monthly Actual	YTD Actuals		Expenditures - YTD Budget	Monthly Actual	YTD Actual
Jan	45,805	35,964	35,964	Jan	59,297	39,736	39,735
Feb	91,611	39,857	75,821	Feb	118,594	31,130	70,866
Mar	137,416	44,348	120,169	Mar	177,891	31,305	102,170
April	183,222	39,851	160,020	April	237,188	118,994	221,164
May	229,027			May	296,486		
June	274,833			June	355,783		
July	320,638			July	415,080		
August	366,444			August	474,378		
Sept	412,249			Sept	533,675		
Oct	458,055			Oct	592,972		
Nov	503,860			Nov	652,269		
Dec	549,665			Dec	711,566		

**City of Battle Ground  
Water Fund  
2007 Revenue and Expenditures-  
Budget to Actual**



	Revenue -			Expenditures -		
	YTD Budget	Monthly Actual	YTD Actuals	YTD Budget	Monthly Actual	YTD Actual
Jan	171,235	141,755	141,754	Jan	162,361	105,570
Feb	342,470	144,679	286,433	Feb	324,723	219,022
Mar	513,705	146,237	432,670	Mar	487,084	335,547
April	684,940	145,231	577,901	April	649,446	444,661
May	856,175			May	811,807	
June	1,027,410			June	974,169	
July	1,198,645			July	1,136,530	
August	1,369,880			August	1,298,892	
Sept	1,541,115			Sept	1,461,253	
Oct	1,712,350			Oct	1,623,615	
Nov	1,883,585			Nov	1,785,976	
Dec	2,054,820			Dec	1,948,338	