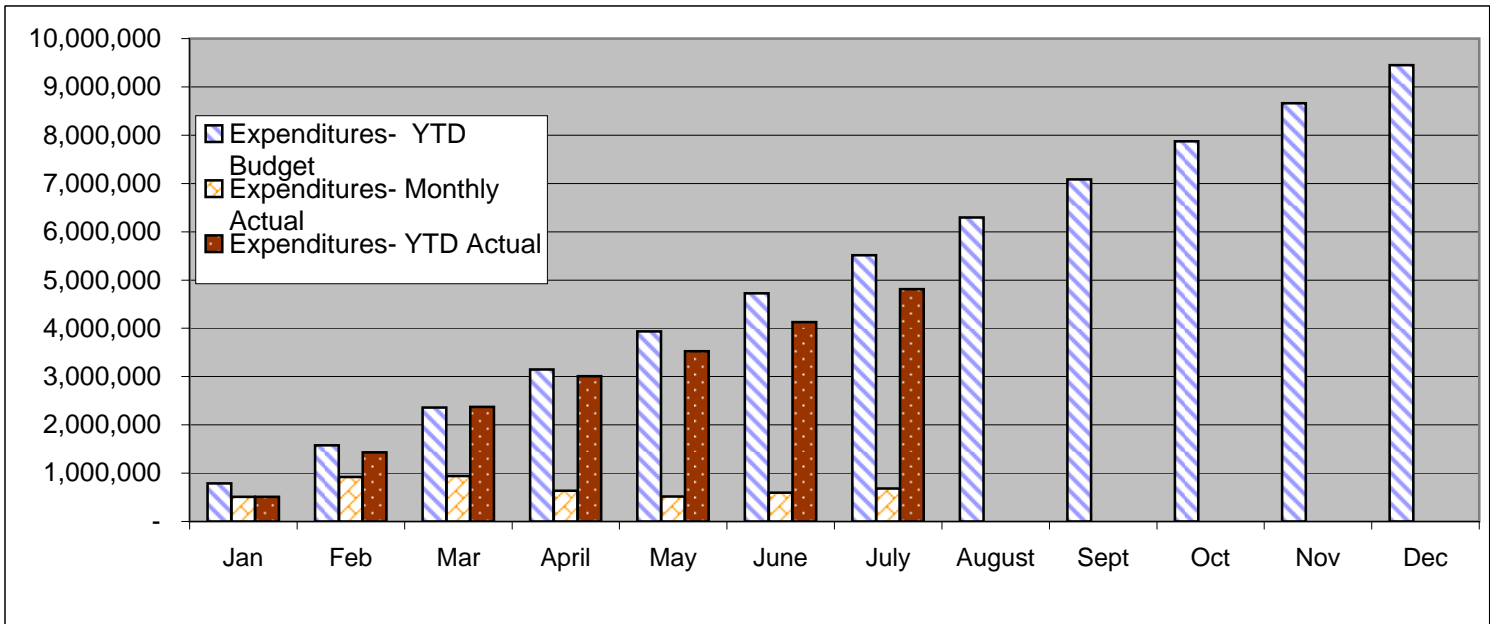
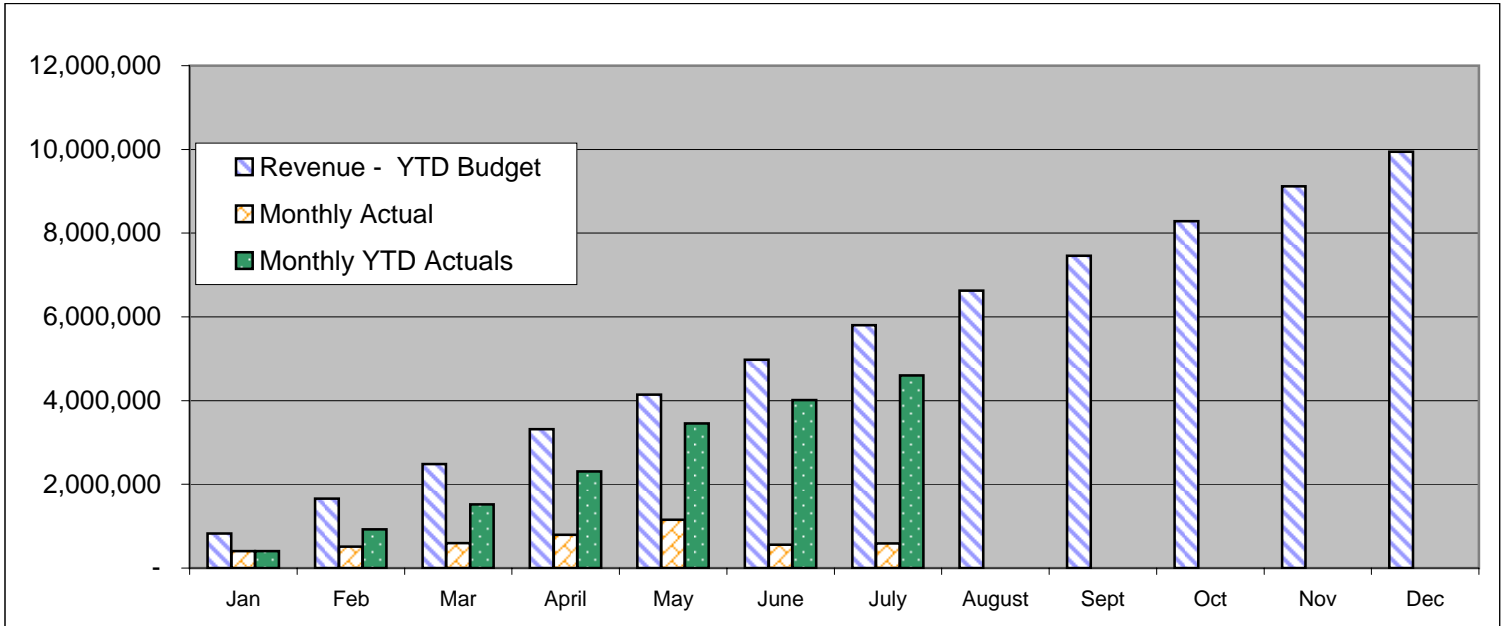
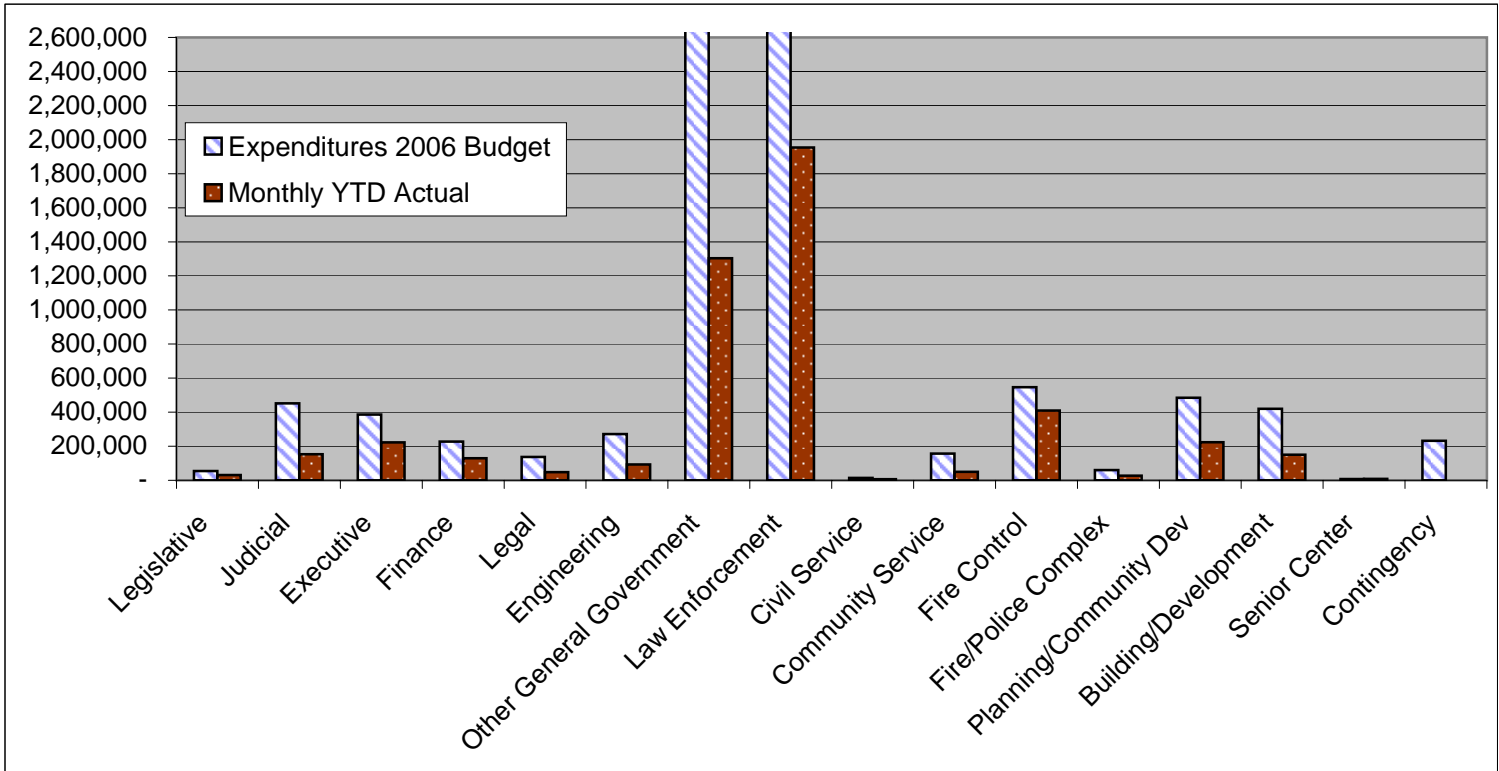


**City of Battle Ground
General Fund
2006 Revenue and Expenditures-
Budget to Actual**



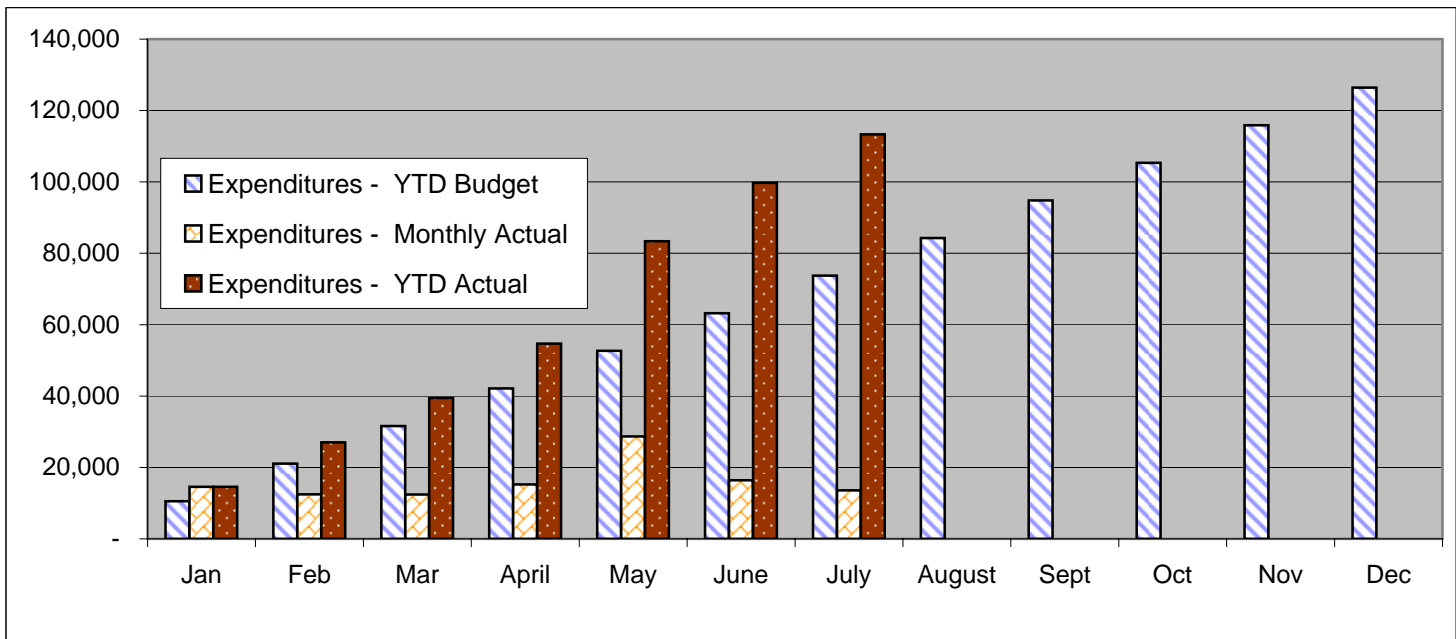
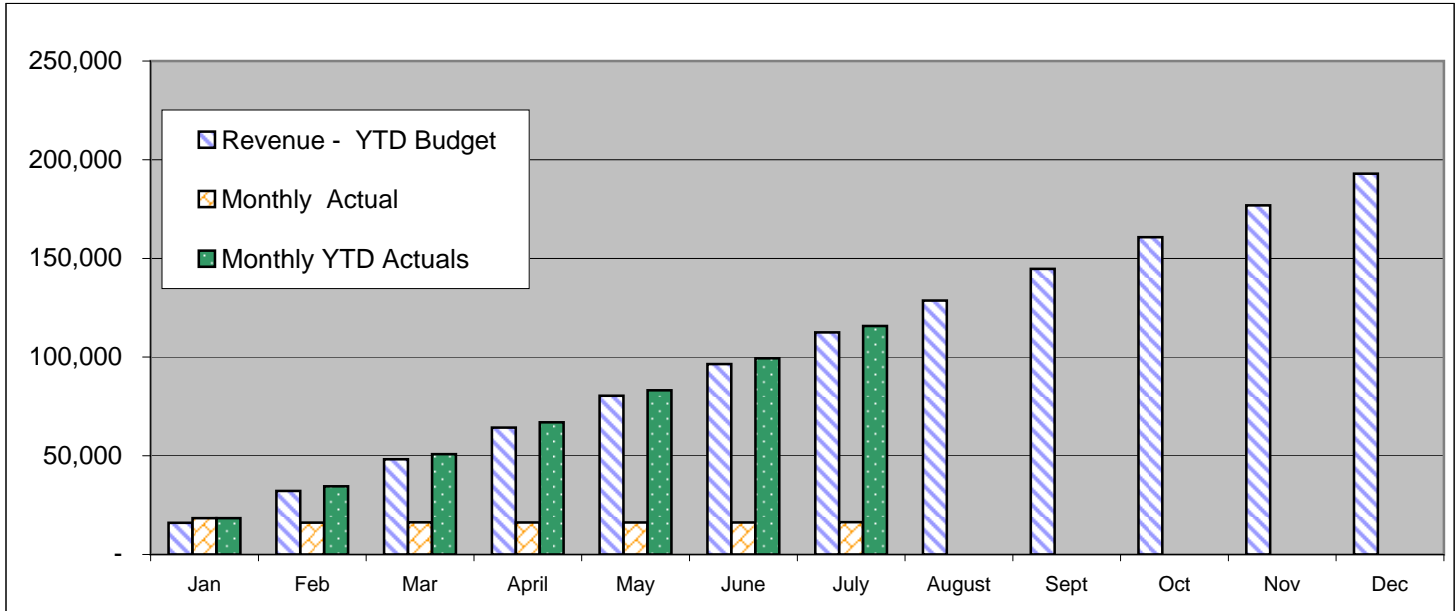
	Revenue - YTD Budget	Monthly Actual	YTD Actuals		Expenditures- YTD Budget	Expenditures- Monthly Actual	Expenditures- YTD Actual
Jan	828,758	407,754	406,217	Jan	787,262	509,282	509,283
Feb	1,657,516	515,489	921,706	Feb	1,574,525	921,638	1,430,920
Mar	2,486,275	598,637	1,520,344	Mar	2,361,787	944,233	2,375,153
April	3,315,033	795,027	2,306,383	April	3,149,049	633,790	3,008,943
May	4,143,791	1,151,264	3,457,647	May	3,936,312	519,765	3,528,708
June	4,972,550	554,546	4,012,193	June	4,723,574	599,729	4,128,437
July	5,801,308	586,580	4,598,773	July	5,510,836	683,533	4,811,970
August	6,630,066			August	6,298,099		
Sept	7,458,824			Sept	7,085,361		
Oct	8,287,583			Oct	7,872,623		
Nov	9,116,341			Nov	8,659,886		
Dec	9,945,100			Dec	9,447,148		

**City of Battle Ground General Fund
2006 Expenditures by Department-
Budget to Actual**



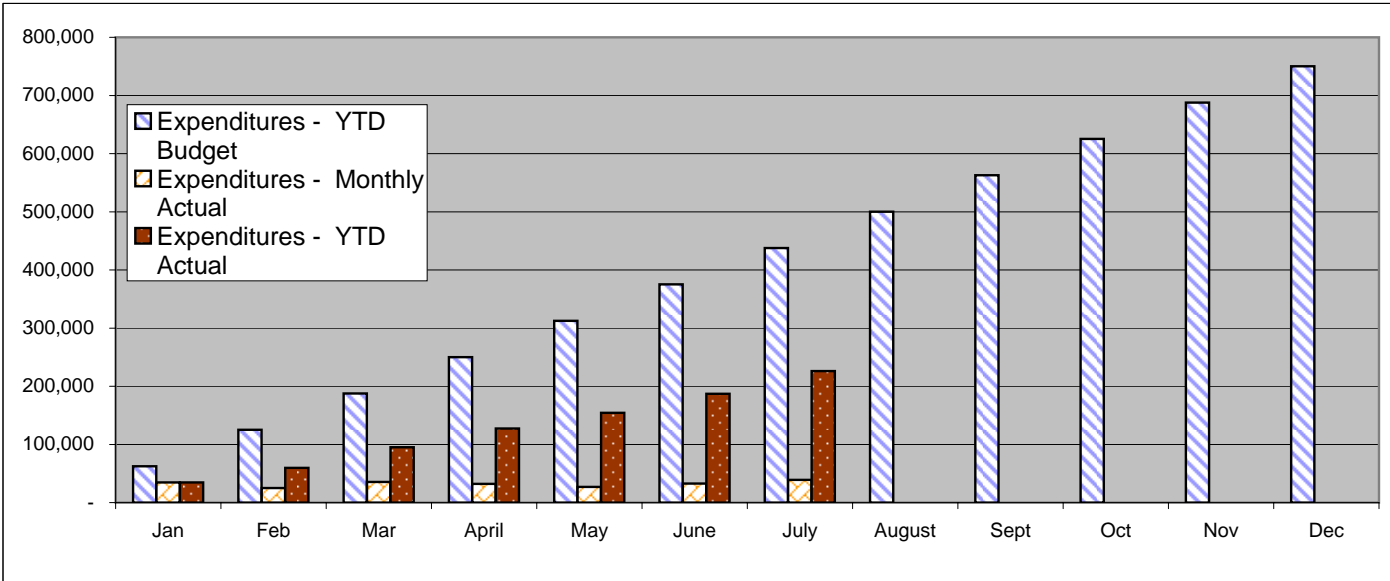
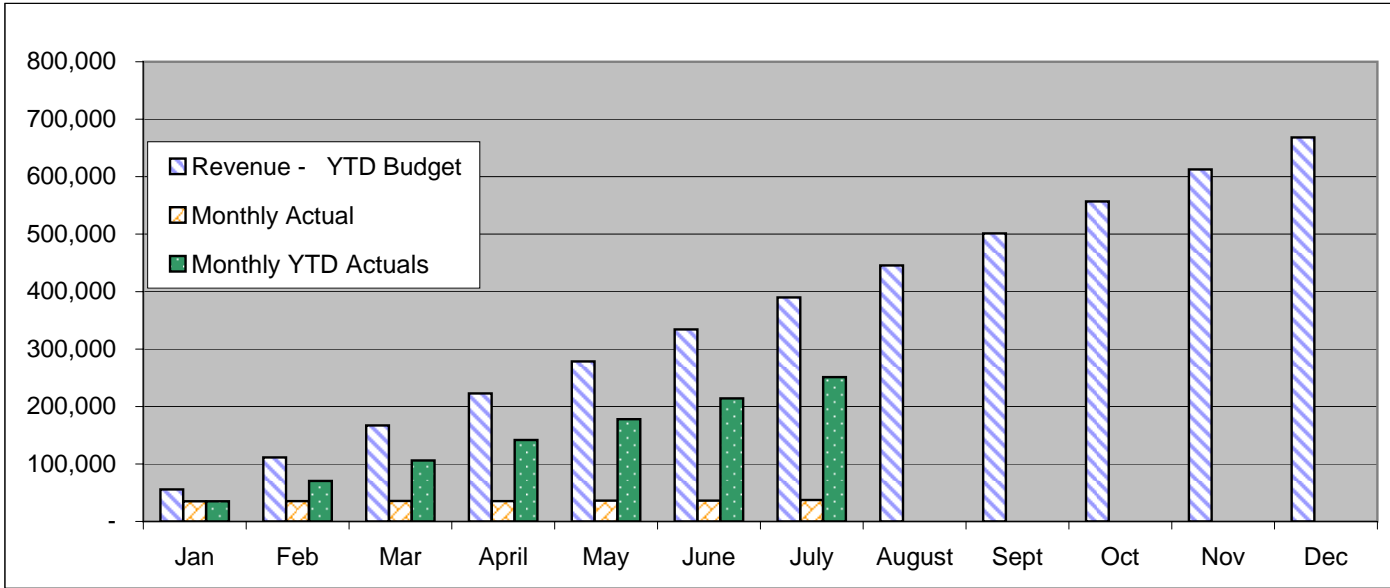
	Expenditures 2006 Budget	Monthly Actual	YTD Actual	% Expended
Legislative	54,864	1,535	31,010	56.52%
Judicial	452,219	22,230	153,001	33.83%
Executive	386,165	30,163	222,558	57.63%
Finance	227,312	17,995	129,984	57.18%
Legal	136,720	6,089	48,031	35.13%
Engineering	271,358	12,311	92,701	34.16%
Other General Government	2,754,835	115,678	1,304,144	47.34%
Law Enforcement	3,242,322	266,065	1,953,593	60.25%
Civil Service	14,429	3,096	6,682	46.31%
Community Service	156,659	4,759	50,194	32.04%
Fire Control	546,674	136,668	410,004	75.00%
Fire/Police Complex	59,805	5,107	27,612	46.17%
Planning/Community Dev	484,279	33,735	223,497	46.15%
Building/Development	419,807	23,895	150,745	35.91%
Senior Center	7,700	4,207	8,214	106.68%
Contingency	232,000	-	-	0.00%
	<u>9,447,148</u>	<u>683,533</u>	<u>4,811,970</u>	

**City of Battle Ground
Parks Fund
2006 Revenue and Expenditures-
Budget to Actual**



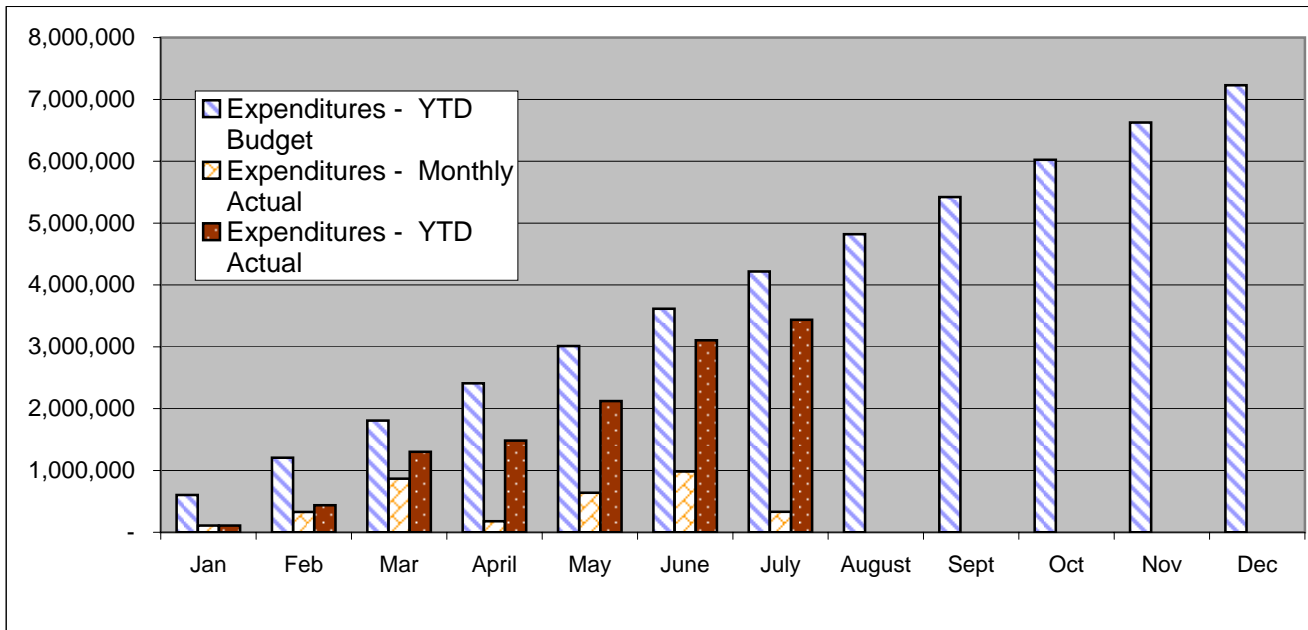
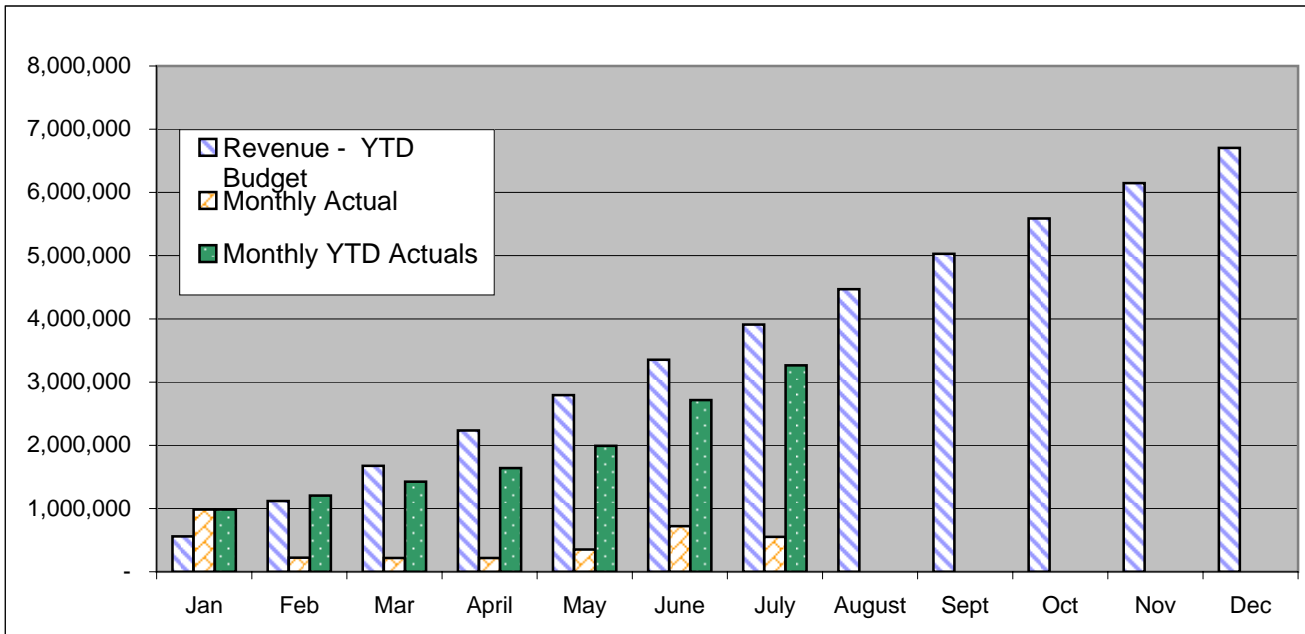
	Revenue - YTD Budget	Monthly Actual	YTD Actuals		Expenditures - YTD Budget	Monthly Actual	YTD Actual
Jan	16,078	18,365	18,365	Jan	10,535	14,561	14,560
Feb	32,156	16,167	34,532	Feb	21,070	12,469	27,029
Mar	48,235	16,259	50,791	Mar	31,605	12,424	39,454
April	64,313	16,198	66,989	April	42,140	15,222	54,675
May	80,392	16,219	83,208	May	52,675	28,695	83,370
June	96,470	16,182	99,390	June	63,210	16,387	99,757
July	112,549	16,361	115,751	July	73,745	13,571	113,328
August	128,627			August	84,280		
Sept	144,706			Sept	94,815		
Oct	160,784			Oct	105,351		
Nov	176,862			Nov	115,886		
Dec	192,940			Dec	126,422		

**City of Battle Ground
Storm Drainage Fund
2006 Revenue and Expenditures-
Budget to Actual**



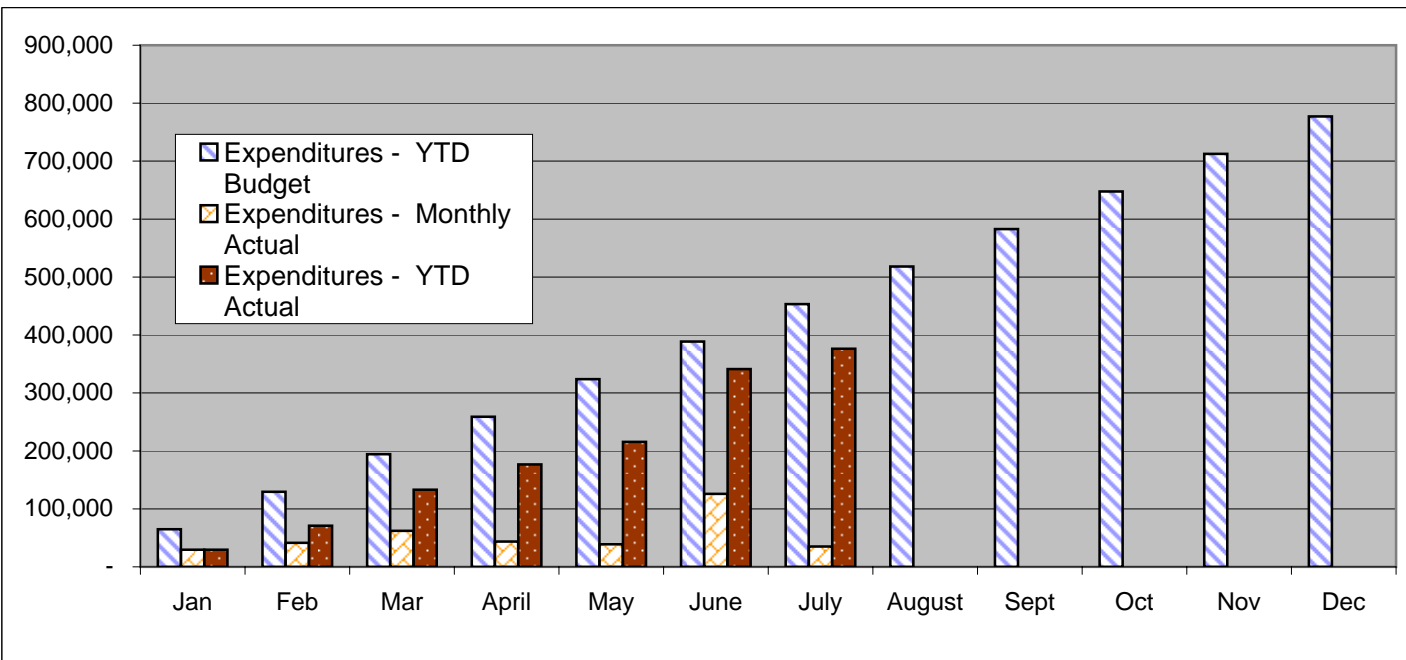
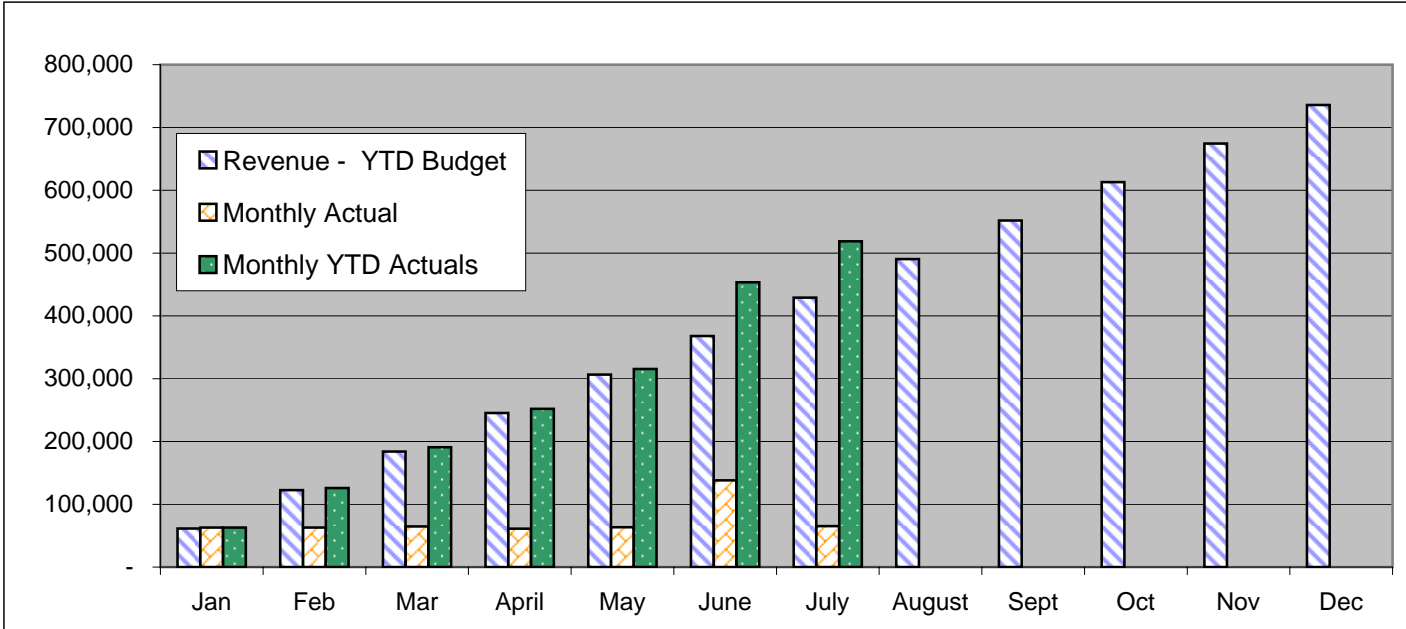
	Revenue - YTD Budget	Monthly Actual	YTD Actuals		Expenditures - YTD Budget	Monthly Actual	YTD Actual
Jan	55,697	35,166	35,165	Jan	62,527	34,733	34,734
Feb	111,395	35,256	70,421	Feb	125,053	24,926	59,660
Mar	167,091	35,760	106,181	Mar	187,580	35,433	95,093
April	222,789	35,476	141,657	April	250,106	32,147	127,241
May	278,485	36,279	177,936	May	312,633	27,020	154,261
June	334,183	36,153	214,090	June	375,159	32,770	187,031
July	389,879	37,203	251,293	July	437,686	39,105	226,136
August	445,577			August	500,212		
Sept	501,274			Sept	562,739		
Oct	556,971			Oct	625,266		
Nov	612,668			Nov	687,793		
Dec	668,365			Dec	750,320		

**City of Battle Ground
Sewer Fund
2006 Revenue and Expenditures-
Budget to Actual**



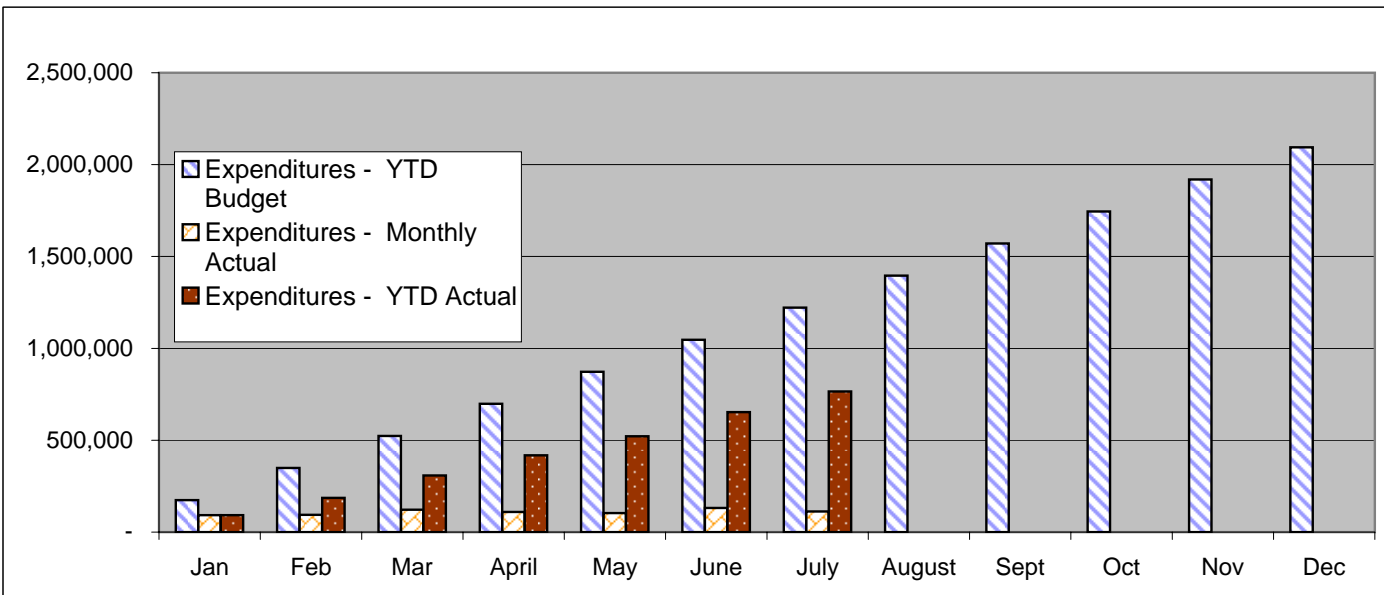
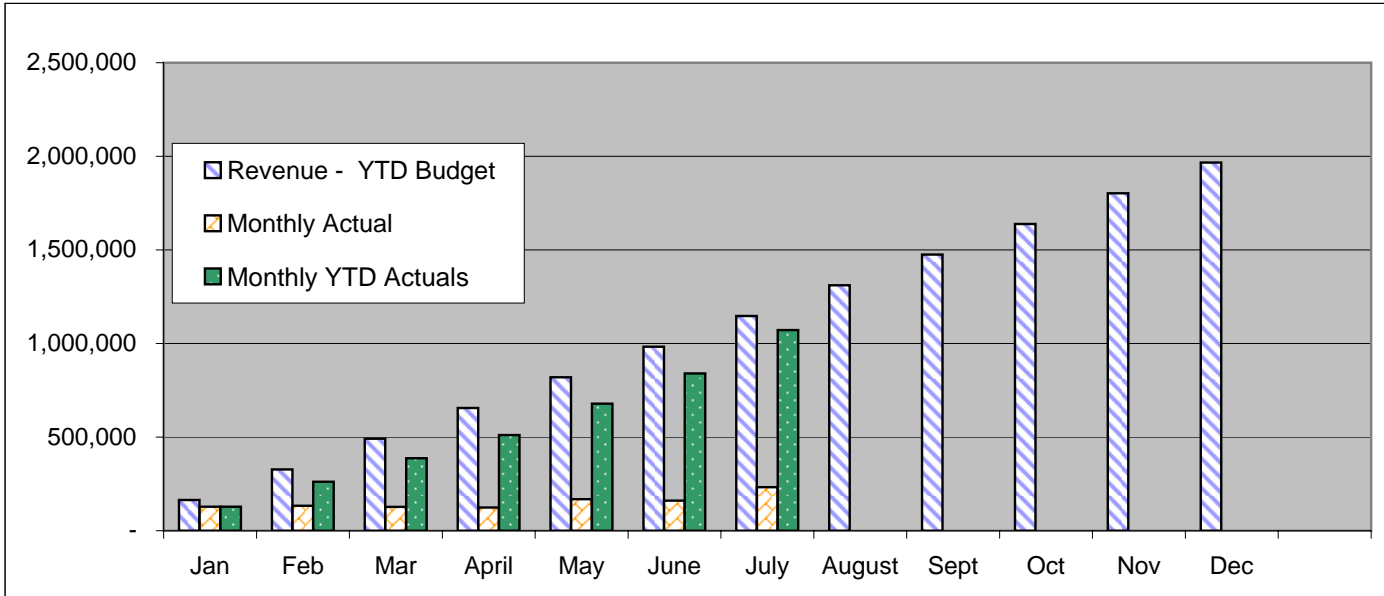
	Revenue - YTD Budget	Monthly Actual	YTD Actuals		Expenditures - YTD Budget	Monthly Actual	YTD Actual
Jan	558,751	983,759	983,758	Jan	602,394	109,320	109,319
Feb	1,117,502	221,713	1,205,471	Feb	1,204,789	327,382	436,701
Mar	1,676,254	218,810	1,424,281	Mar	1,807,183	865,984	1,302,685
April	2,235,005	216,926	1,641,207	April	2,409,577	178,805	1,481,491
May	2,793,757	350,947	1,992,154	May	3,011,972	640,079	2,121,570
June	3,352,508	722,432	2,714,586	June	3,614,366	982,258	3,103,828
July	3,911,260	550,561	3,265,147	July	4,216,760	331,781	3,435,609
August	4,470,011			August	4,819,155		
Sept	5,028,763			Sept	5,421,550		
Oct	5,587,514			Oct	6,023,945		
Nov	6,146,265			Nov	6,626,339		
Dec	6,705,016			Dec	7,228,734		

**City of Battle Ground
Street Fund
2006 Revenue and Expenditures-
Budget to Actual**



	Revenue - YTD Budget	Monthly Actual	YTD Actuals	Expenditures - YTD Budget	Monthly Actual	YTD Actual
Jan	61,307	63,013	63,014	64,769	29,504	29,504
Feb	122,615	62,940	125,954	129,539	41,400	70,903
Mar	183,922	64,832	190,786	194,308	62,095	132,999
April	245,230	61,227	252,012	259,078	43,683	176,682
May	306,537	63,394	315,407	323,847	38,805	215,486
June	367,845	138,119	453,526	388,617	125,839	341,325
July	429,152	65,107	518,633	453,386	35,061	376,386
August	490,460			518,156		
Sept	551,767			582,925		
Oct	613,075			647,695		
Nov	674,382			712,464		
Dec	735,689			777,232		

**City of Battle Ground
Water Fund
2006 Revenue and Expenditures-
Budget to Actual**



	Revenue -			Expenditures -		
	YTD Budget	Monthly Actual	YTD Actuals	YTD Budget	Monthly Actual	YTD Actual
Jan	163,883	128,315	128,315	Jan	174,509	92,219
Feb	327,767	133,368	261,682	Feb	349,019	186,260
Mar	491,650	127,001	387,242	Mar	523,528	308,008
April	655,534	123,834	511,075	April	698,038	417,602
May	819,417	167,975	679,050	May	872,547	521,476
June	983,301	160,747	839,797	June	1,047,057	653,176
July	1,147,184	232,850	1,072,011	July	1,221,566	765,563
August	1,311,068			August	1,396,076	
Sept	1,474,951			Sept	1,570,585	
Oct	1,638,835			Oct	1,745,095	
Nov	1,802,718			Nov	1,919,604	
Dec	1,966,602			Dec	2,094,113	