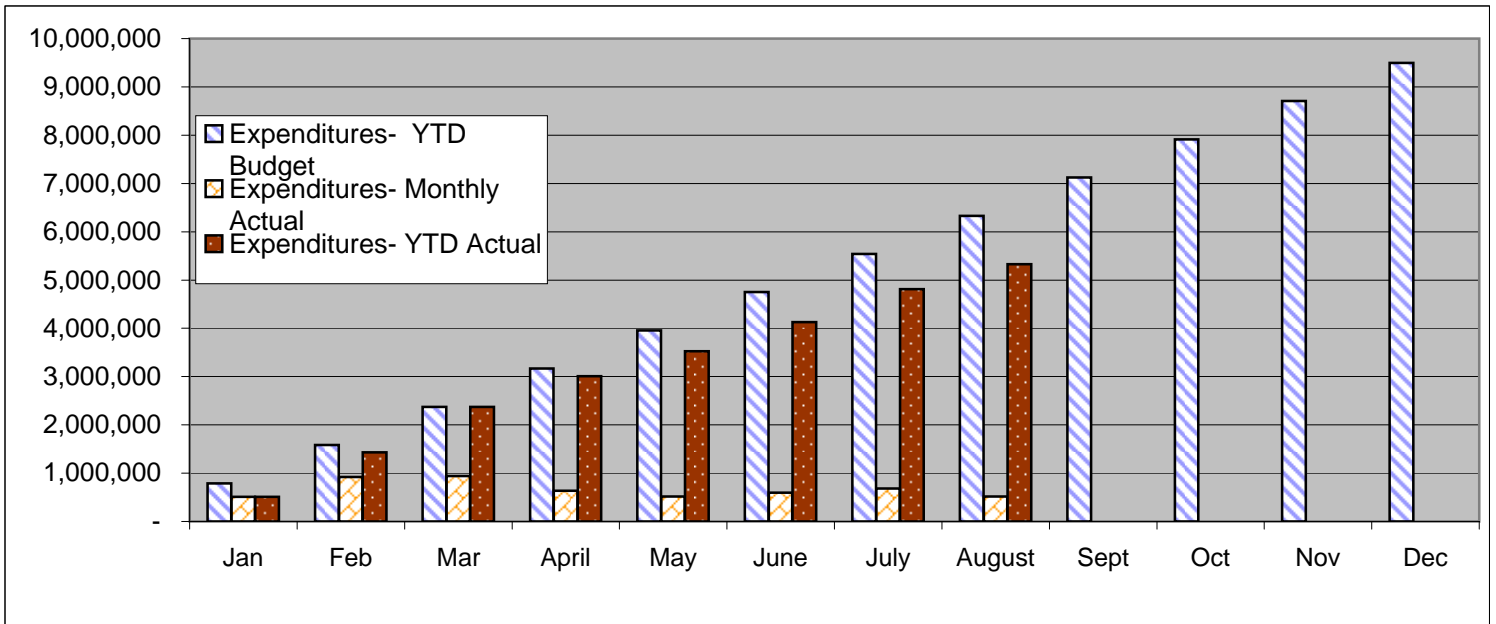
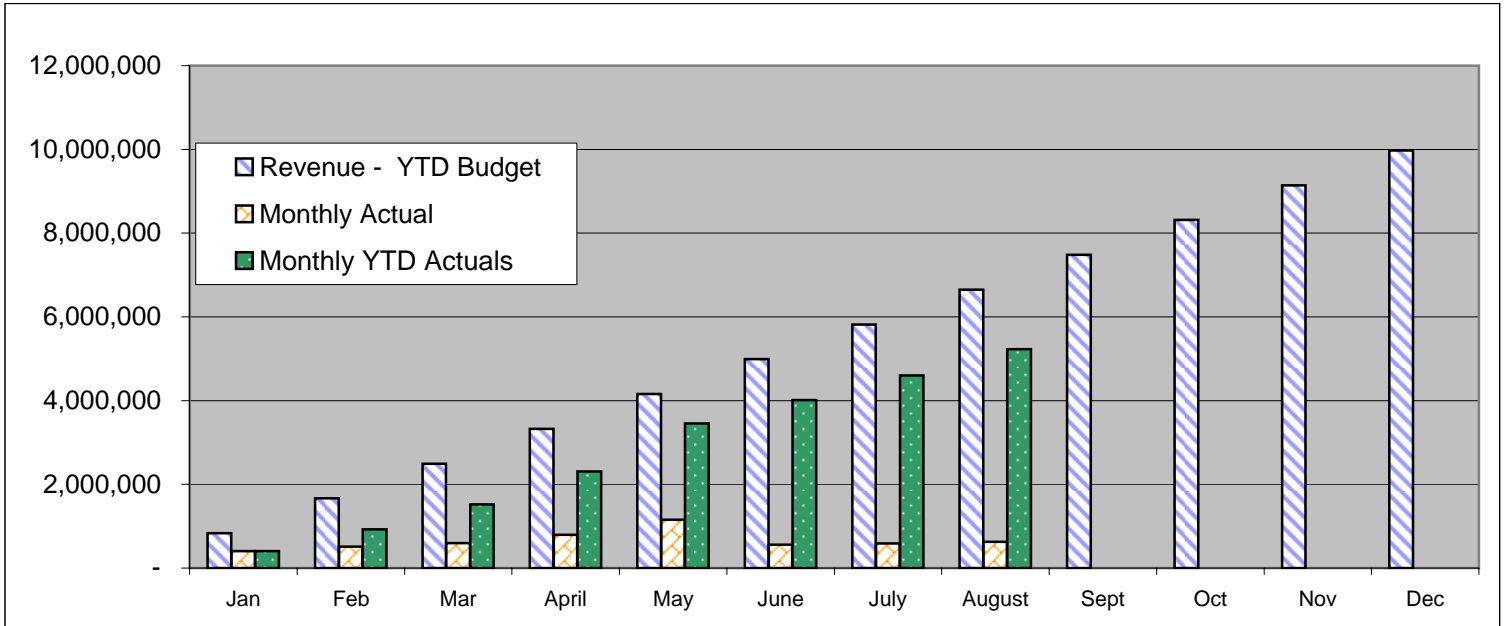
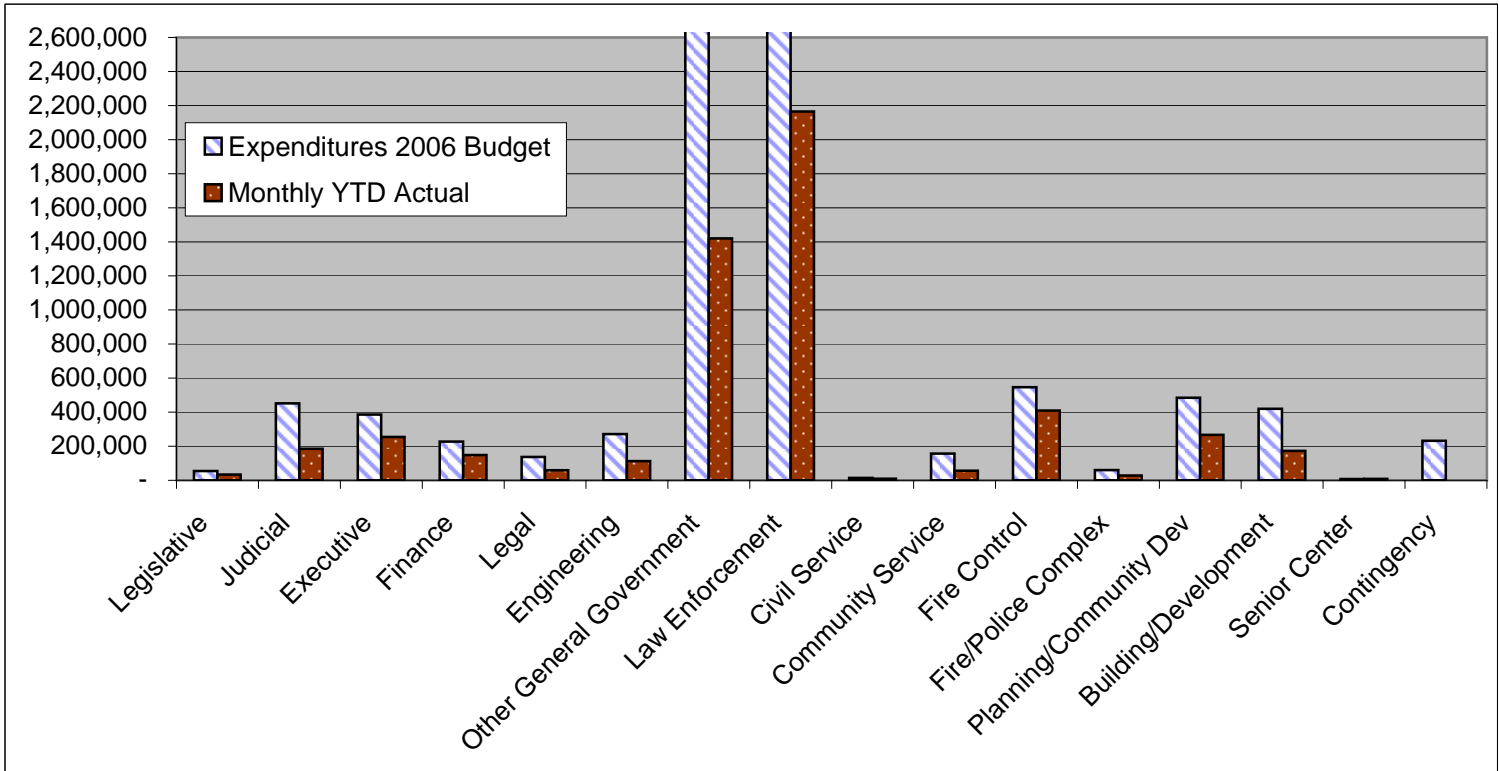


**City of Battle Ground
General Fund
2006 Revenue and Expenditures-
Budget to Actual**



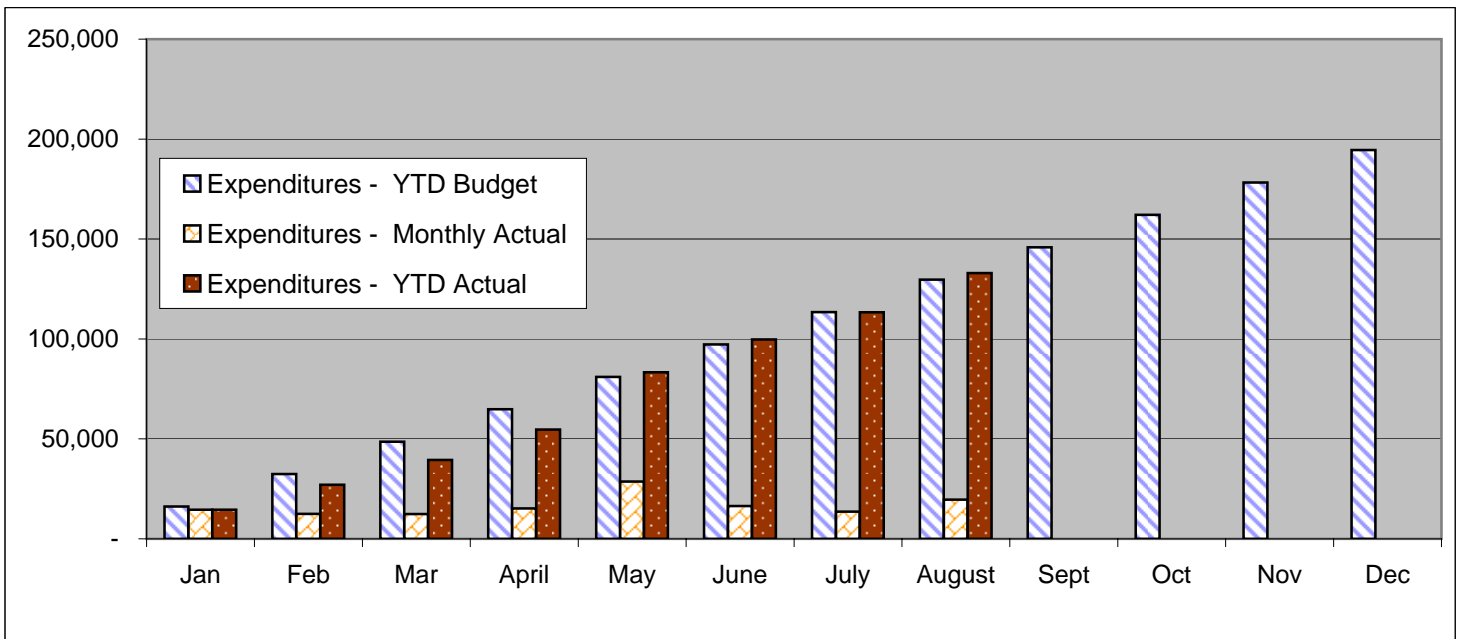
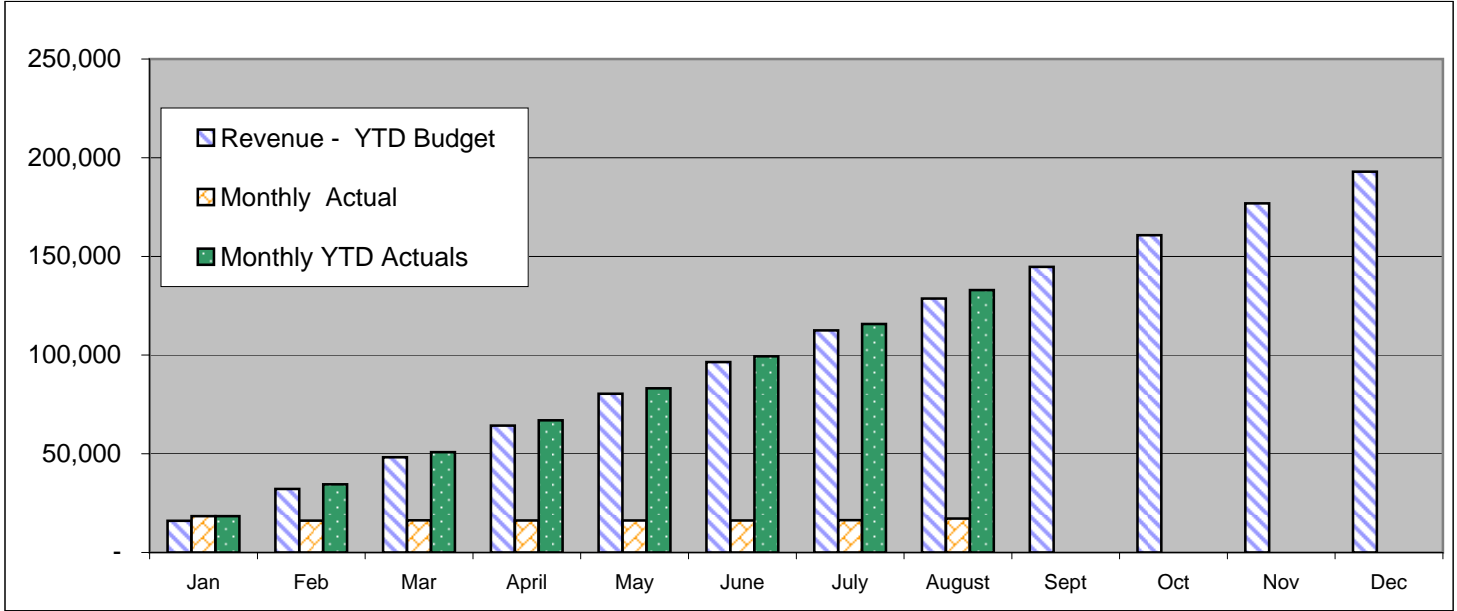
	Revenue - YTD Budget	Monthly Actual	YTD Actuals		Expenditures- YTD Budget	Expenditures- Monthly Actual	Expenditures- YTD Actual
Jan	831,327	407,754	406,217	Jan	791,414	509,282	509,283
Feb	1,662,654	515,489	921,706	Feb	1,582,828	921,638	1,430,920
Mar	2,493,981	598,637	1,520,344	Mar	2,374,242	944,233	2,375,153
April	3,325,308	795,027	2,306,383	April	3,165,656	633,790	3,008,943
May	4,156,635	1,151,264	3,457,647	May	3,957,070	519,765	3,528,708
June	4,987,962	554,546	4,012,193	June	4,748,484	599,729	4,128,437
July	5,819,289	586,580	4,598,774	July	5,539,898	683,533	4,811,970
August	6,650,616	625,712	5,224,486	August	6,331,312	518,565	5,330,535
Sept	7,481,943			Sept	7,122,726		
Oct	8,313,270			Oct	7,914,140		
Nov	9,144,597			Nov	8,705,554		
Dec	9,975,922			Dec	9,496,970		

**City of Battle Ground General Fund
2006 Expenditures by Department-
Budget to Actual**



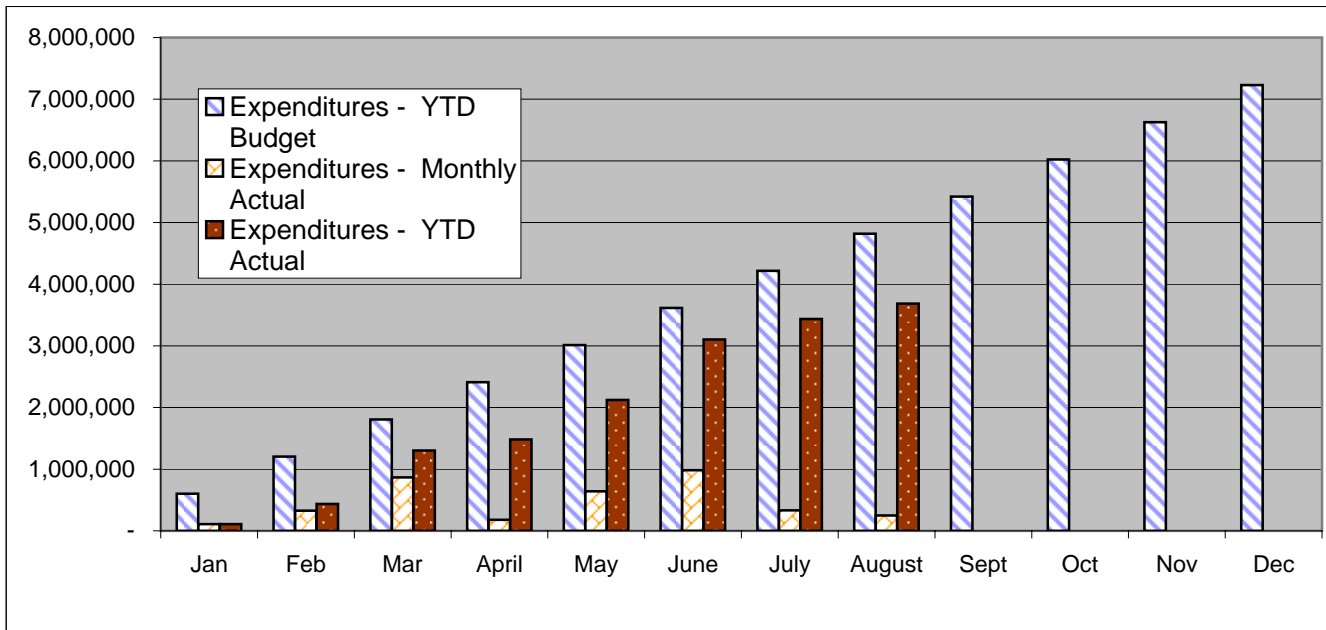
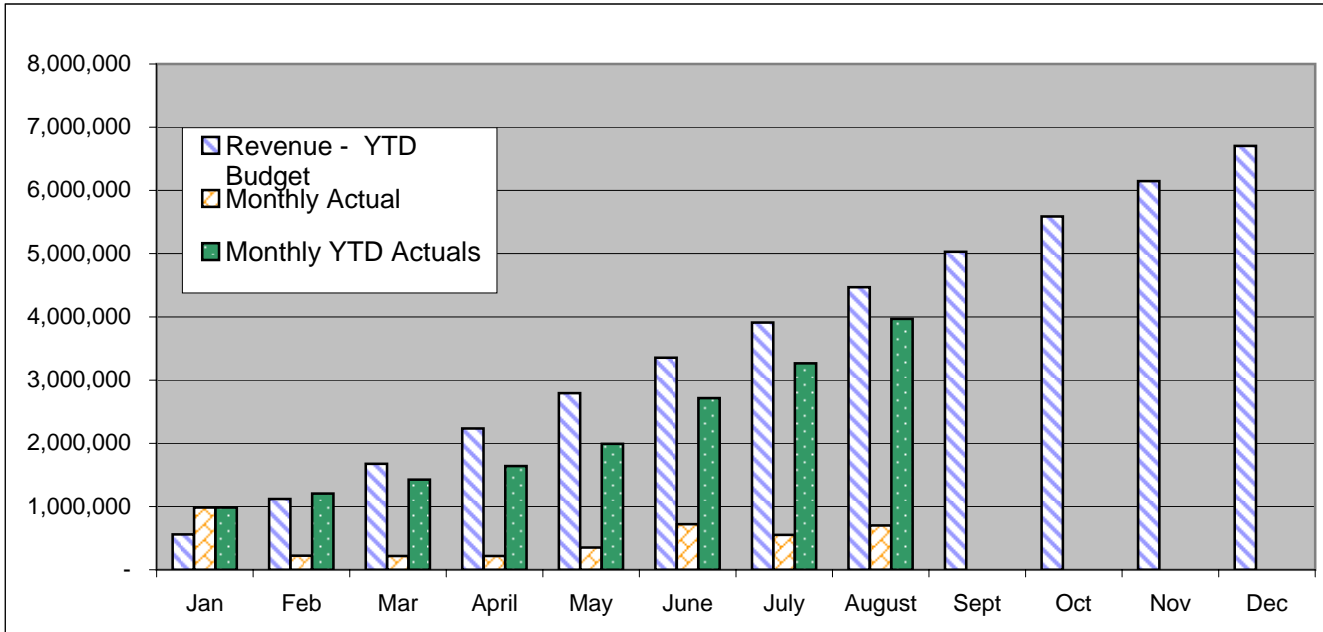
	Expenditures 2006 Budget	Monthly Actual	YTD Actual	% Expended
Legislative	54,864	2,434	33,444	60.96%
Judicial	452,219	31,955	184,957	40.90%
Executive	386,165	31,586	254,144	65.81%
Finance	227,312	18,512	148,496	65.33%
Legal	136,720	10,700	58,731	42.96%
Engineering	271,358	20,097	112,798	41.57%
Other General Government	2,754,835	115,863	1,420,007	51.55%
Law Enforcement	3,292,144	211,086	2,164,679	65.75%
Civil Service	14,429	3,070	9,752	67.59%
Community Service	156,659	6,268	56,461	36.04%
Fire Control	546,674	-	410,004	75.00%
Fire/Police Complex	59,805	902	28,514	47.68%
Planning/Community Dev	484,279	43,280	266,777	55.09%
Building/Development	419,807	22,552	173,297	41.28%
Senior Center	7,700	260	8,474	110.05%
Contingency	232,000	-	-	0.00%
	<u>9,496,970</u>	<u>518,565</u>	<u>5,330,535</u>	

**City of Battle Ground
Parks Fund
2006 Revenue and Expenditures-
Budget to Actual**



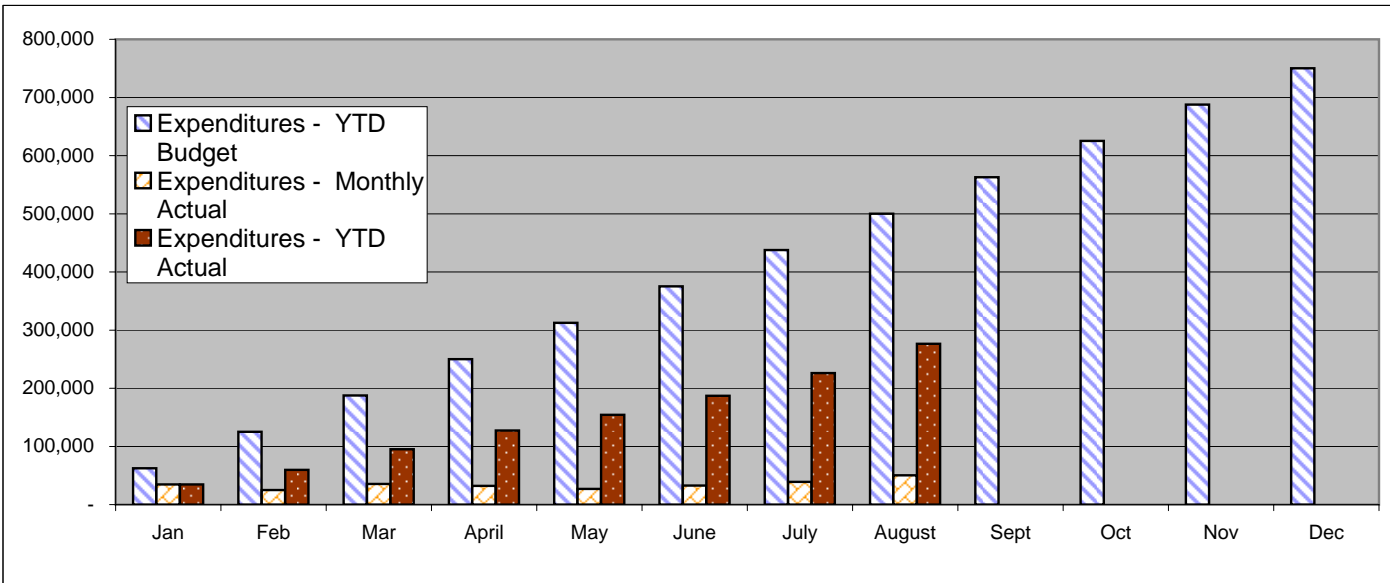
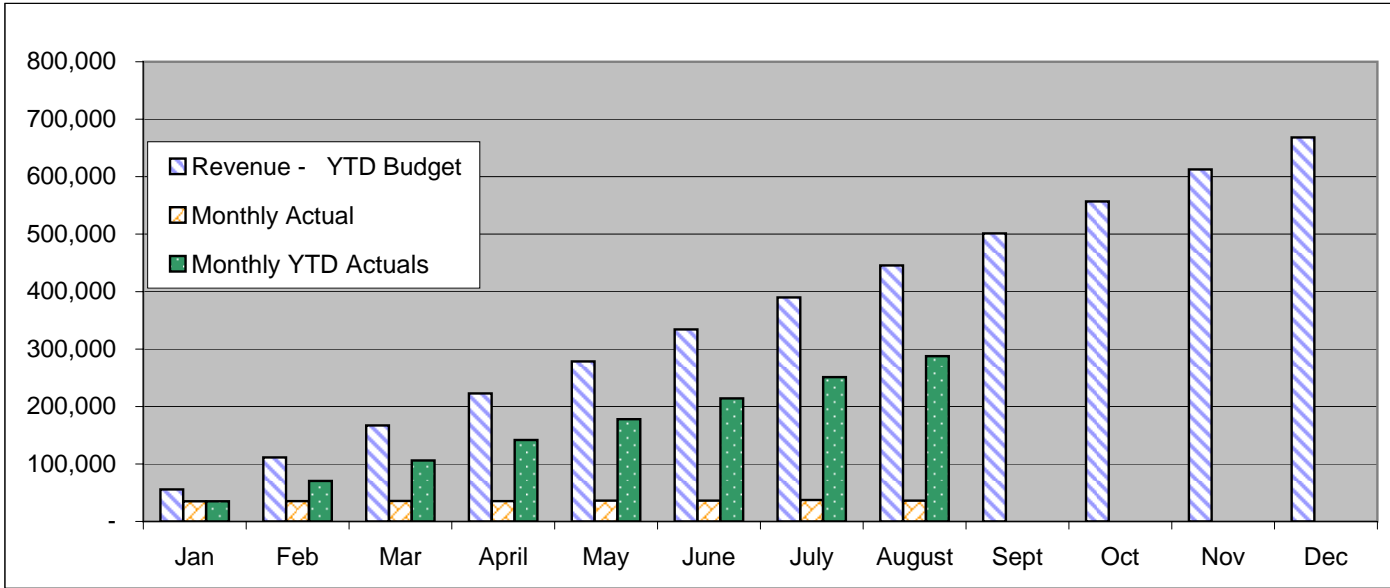
	Revenue - YTD Budget	Monthly Actual	YTD Actuals		Expenditures - YTD Budget	Monthly Actual	YTD Actual
Jan	16,078	18,365	18,365	Jan	16,210	14,561	14,560
Feb	32,156	16,167	34,532	Feb	32,420	12,469	27,029
Mar	48,235	16,259	50,791	Mar	48,630	12,424	39,454
April	64,313	16,198	66,989	April	64,840	15,222	54,675
May	80,392	16,219	83,208	May	81,050	28,695	83,370
June	96,470	16,182	99,390	June	97,260	16,387	99,757
July	112,549	16,361	115,751	July	113,470	13,571	113,328
August	128,627	17,185	132,936	August	129,680	19,618	132,946
Sept	144,706			Sept	145,890		
Oct	160,784			Oct	162,100		
Nov	176,862			Nov	178,310		
Dec	192,940			Dec	194,518		

**City of Battle Ground
Sewer Fund
2006 Revenue and Expenditures-
Budget to Actual**



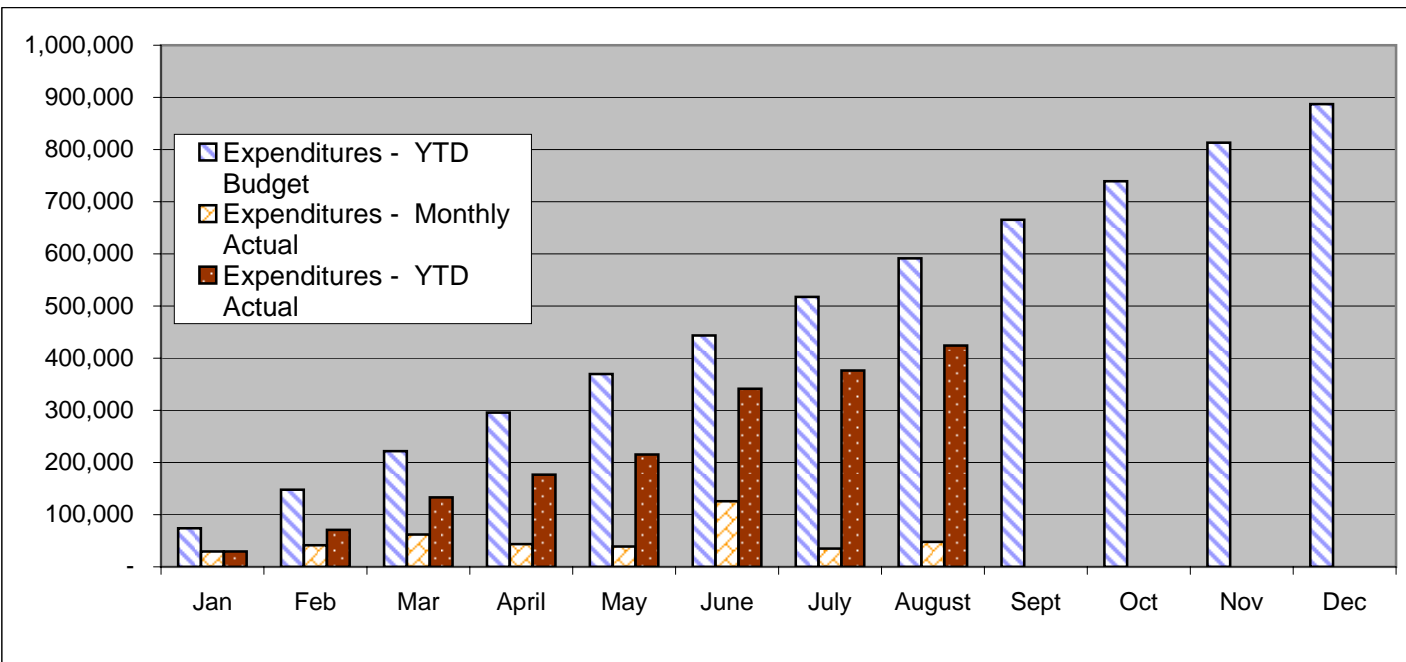
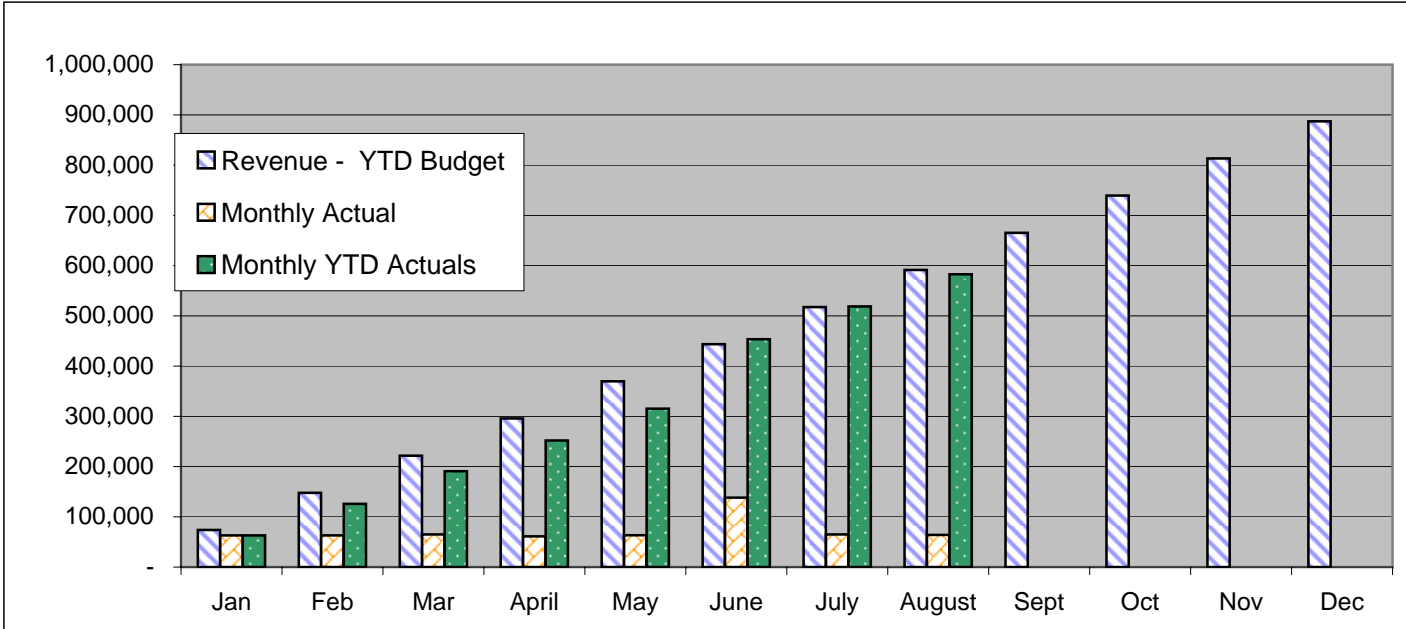
	Revenue - YTD Budget	Monthly Actual	YTD Actuals		Expenditures - YTD Budget	Monthly Actual	YTD Actual
Jan	558,751	983,759	983,758	Jan	602,394	109,320	109,319
Feb	1,117,502	221,713	1,205,471	Feb	1,204,789	327,382	436,701
Mar	1,676,254	218,810	1,424,281	Mar	1,807,183	865,984	1,302,685
April	2,235,005	216,926	1,641,207	April	2,409,577	178,805	1,481,491
May	2,793,757	350,947	1,992,154	May	3,011,972	640,079	2,121,570
June	3,352,508	722,432	2,714,586	June	3,614,366	982,258	3,103,828
July	3,911,260	550,561	3,265,147	July	4,216,760	331,781	3,435,608
August	4,470,011	702,195	3,967,342	August	4,819,155	248,871	3,684,479
Sept	5,028,763			Sept	5,421,550		
Oct	5,587,514			Oct	6,023,945		
Nov	6,146,265			Nov	6,626,339		
Dec	6,705,016			Dec	7,228,734		

**City of Battle Ground
Storm Drainage Fund
2006 Revenue and Expenditures-
Budget to Actual**



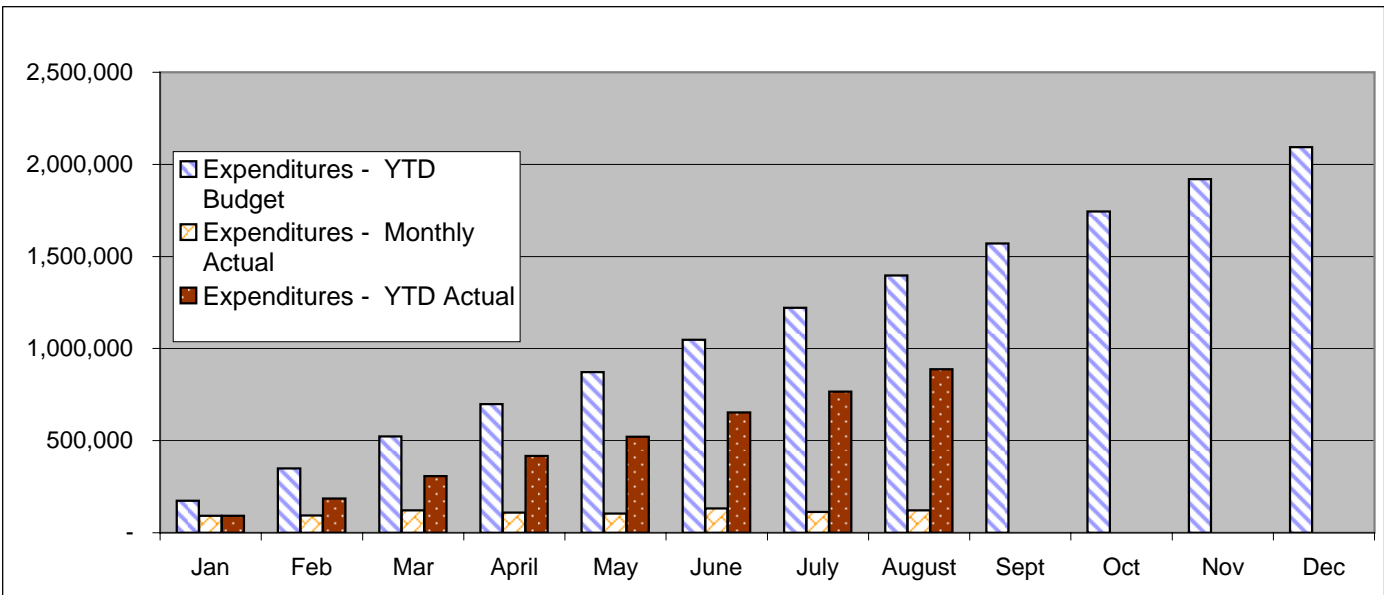
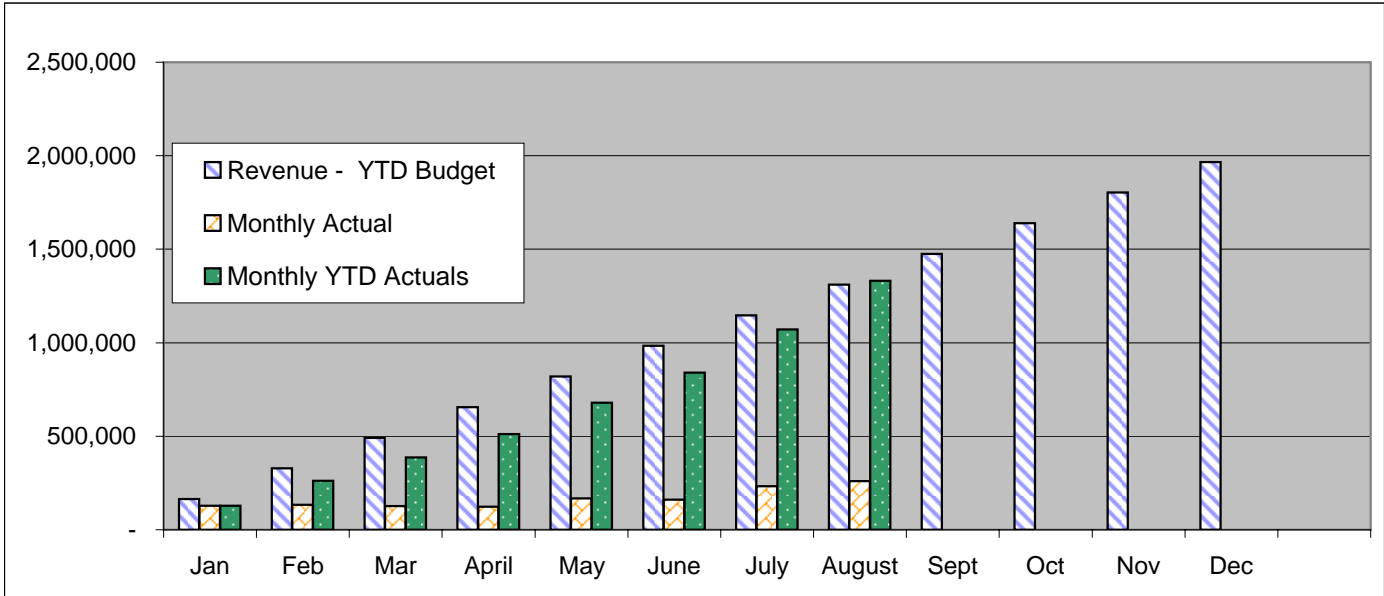
	Revenue - YTD Budget	Monthly Actual	YTD Actuals		Expenditures - YTD Budget	Monthly Actual	YTD Actual
Jan	55,697	35,166	35,165	Jan	62,527	34,733	34,734
Feb	111,395	35,256	70,421	Feb	125,053	24,926	59,660
Mar	167,091	35,760	106,181	Mar	187,580	35,433	95,093
April	222,789	35,476	141,657	April	250,106	32,147	127,241
May	278,485	36,279	177,936	May	312,633	27,020	154,261
June	334,183	36,153	214,090	June	375,159	32,770	187,031
July	389,879	37,203	251,293	July	437,686	39,105	226,136
August	445,577	36,213	287,506	August	500,212	50,404	276,540
Sept	501,274			Sept	562,739		
Oct	556,971			Oct	625,266		
Nov	612,668			Nov	687,793		
Dec	668,365			Dec	750,320		

**City of Battle Ground
Street Fund
2006 Revenue and Expenditures-
Budget to Actual**



	Revenue - YTD Budget	Monthly Actual	YTD Actuals		Expenditures - YTD Budget	Monthly Actual	YTD Actual
Jan	73,936	63,013	63,014	Jan	73,936	29,504	29,504
Feb	147,872	62,940	125,954	Feb	147,872	41,400	70,903
Mar	221,808	64,832	190,786	Mar	221,808	62,095	132,999
April	295,744	61,227	252,012	April	295,744	43,683	176,682
May	369,680	63,394	315,407	May	369,680	38,805	215,486
June	443,616	138,119	453,526	June	443,616	125,839	341,325
July	517,552	65,107	518,633	July	517,552	35,061	376,386
August	591,488	64,079	582,712	August	591,488	47,973	424,359
Sept	665,424			Sept	665,424		
Oct	739,360			Oct	739,360		
Nov	813,296			Nov	813,296		
Dec	887,232			Dec	887,232		

**City of Battle Ground
Water Fund
2006 Revenue and Expenditures-
Budget to Actual**



	Revenue -			Expenditures -		
	YTD Budget	Monthly Actual	YTD Actuals	YTD Budget	Monthly Actual	YTD Actual
Jan	163,883	128,315	128,315	Jan	174,509	92,219
Feb	327,767	133,368	261,682	Feb	349,019	186,260
Mar	491,650	127,001	387,242	Mar	523,528	308,008
April	655,534	123,834	511,075	April	698,038	417,602
May	819,417	167,975	679,050	May	872,547	521,476
June	983,301	160,747	839,797	June	1,047,057	653,176
July	1,147,184	232,850	1,072,011	July	1,221,566	765,563
August	1,311,068	259,803	1,331,814	August	1,396,076	887,152
Sept	1,474,951			Sept	1,570,585	
Oct	1,638,835			Oct	1,745,095	
Nov	1,802,718			Nov	1,919,604	
Dec	1,966,602			Dec	2,094,113	