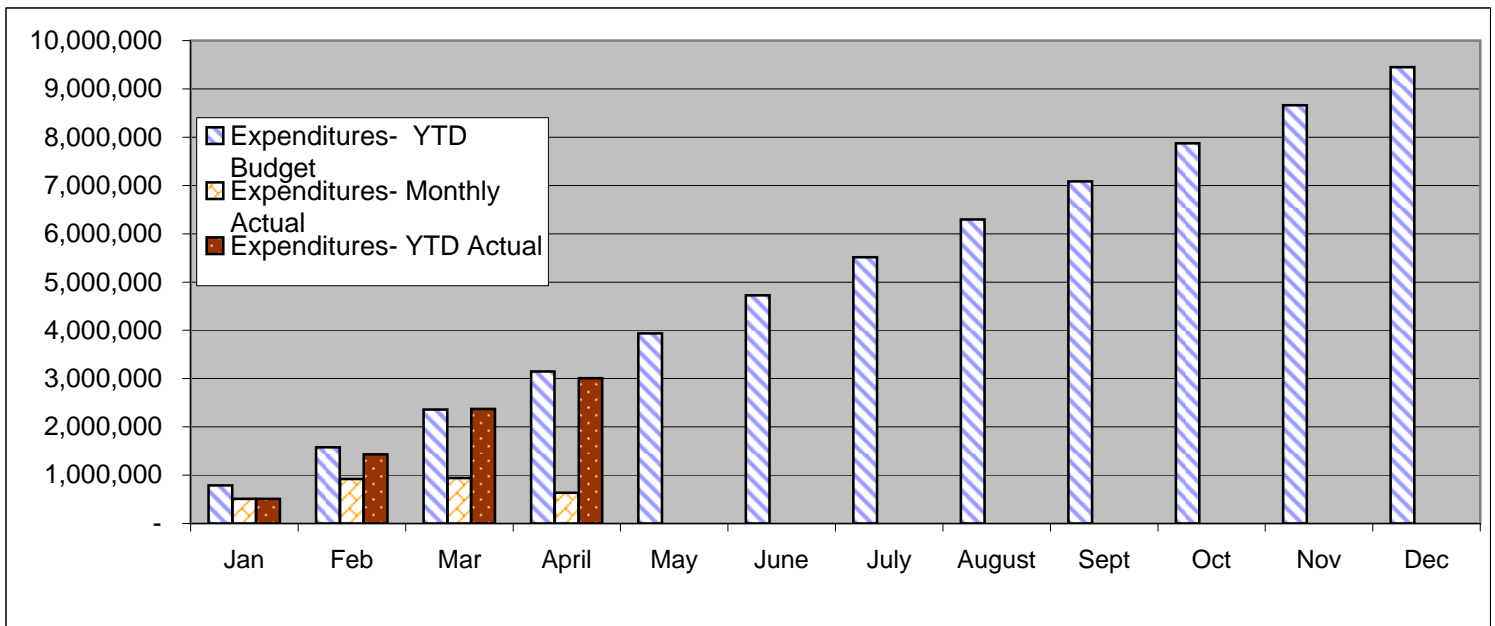
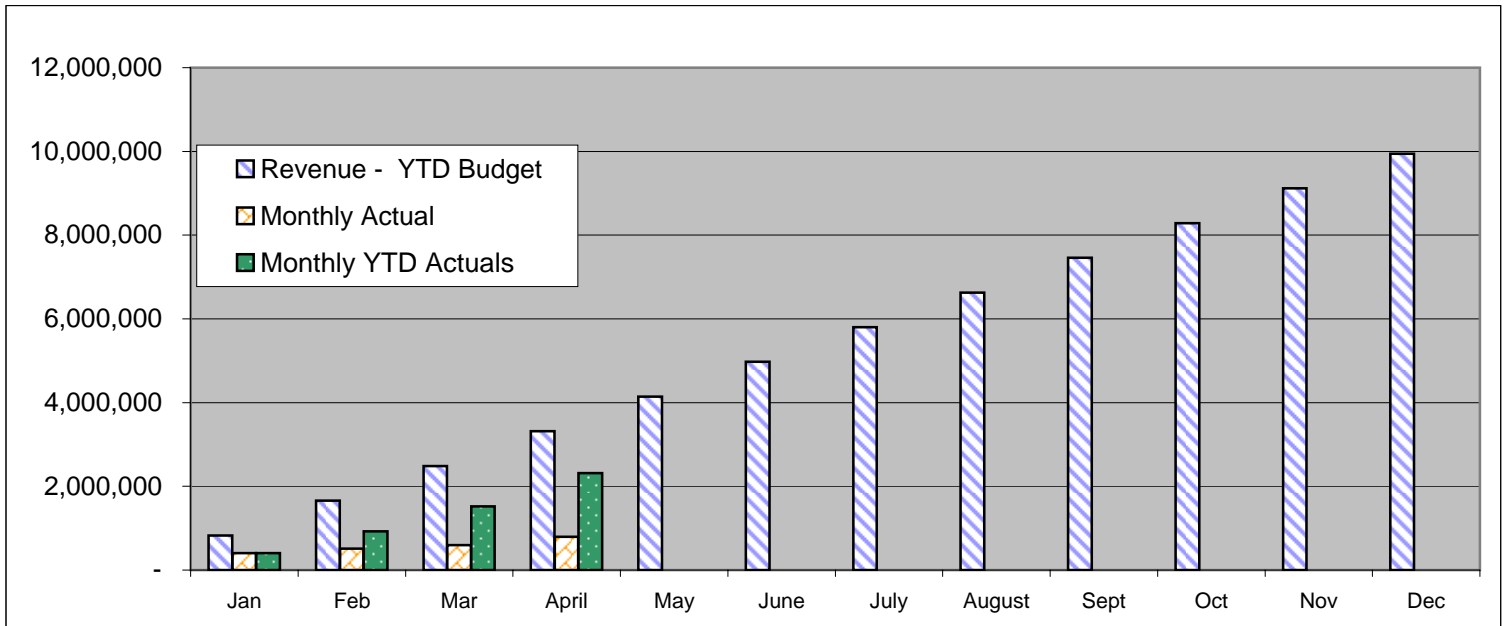
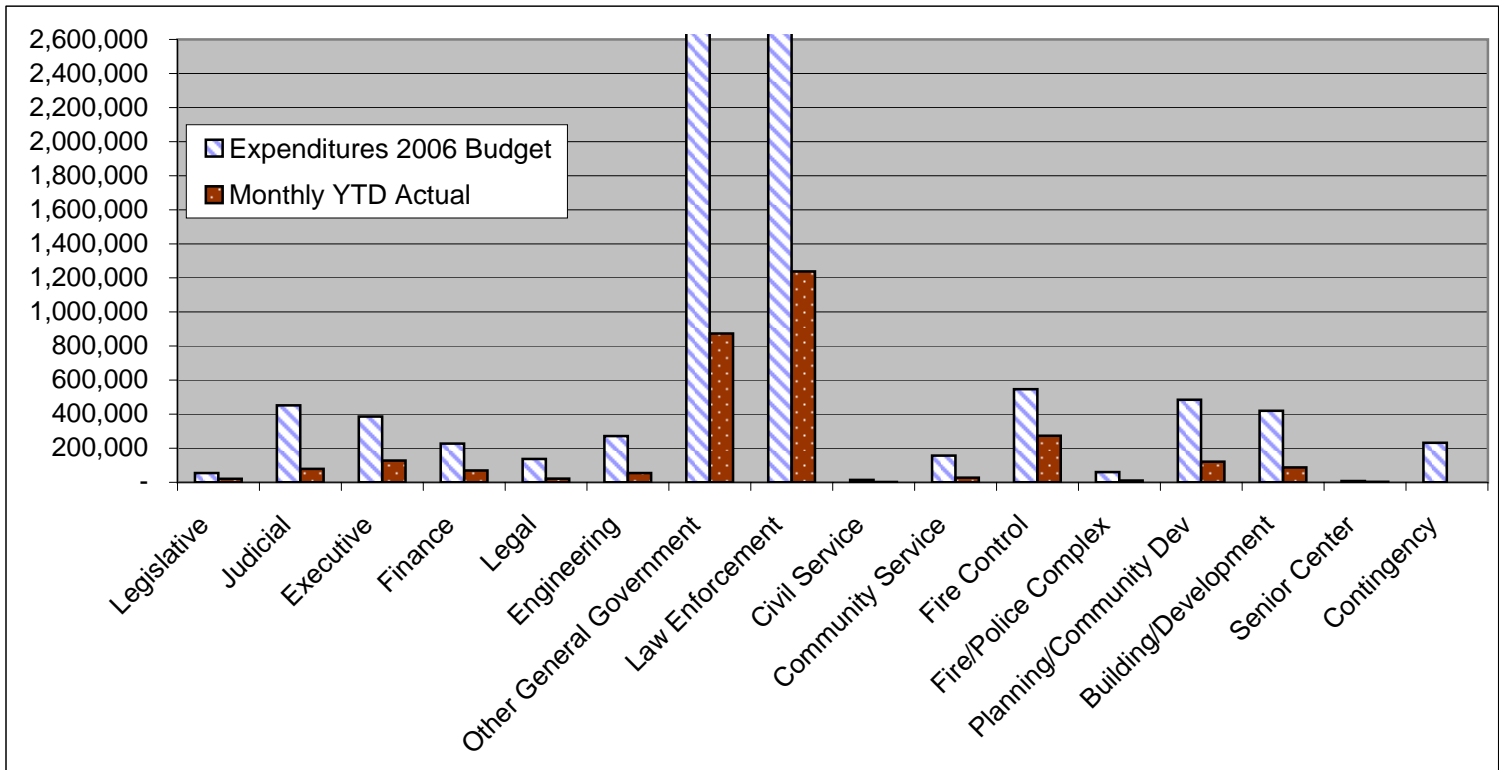


**City of Battle Ground
General Fund
2006 Revenue and Expenditures-
Budget to Actual**



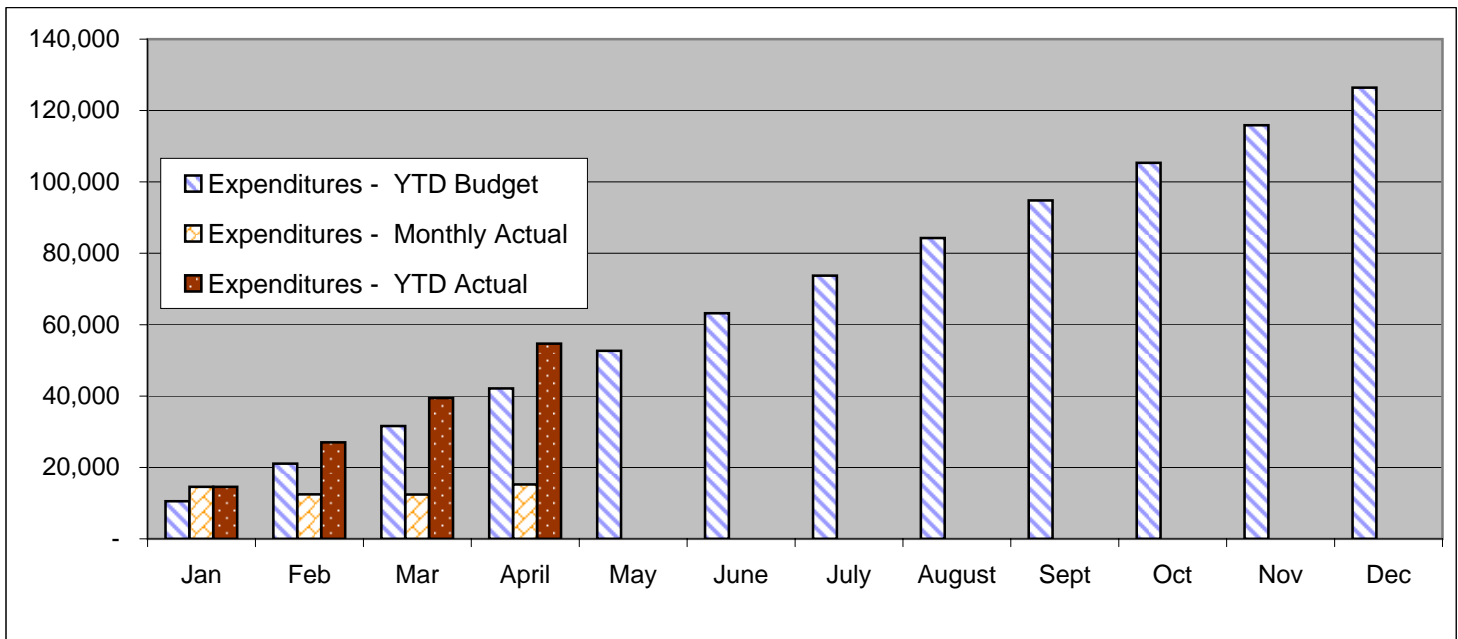
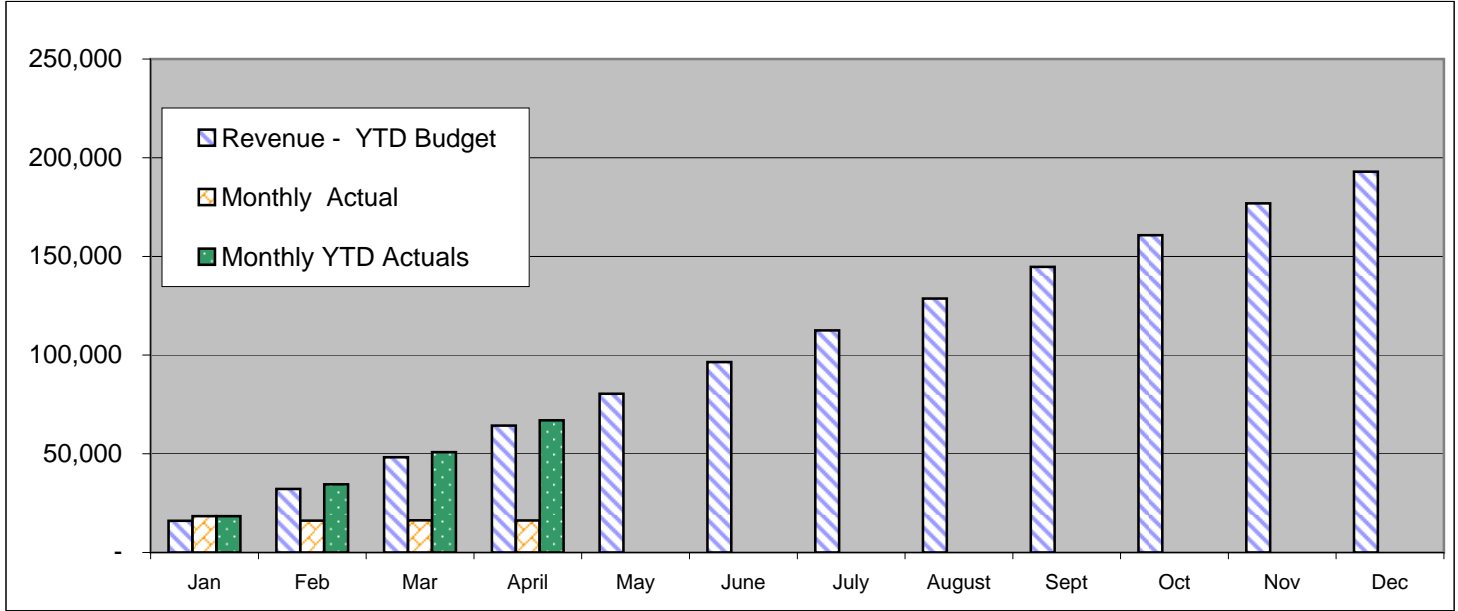
	Revenue - YTD Budget	Monthly Actual	YTD Actuals		Expenditures- YTD Budget	Expenditures- Monthly Actual	Expenditures- YTD Actual
Jan	828,758	407,754	406,217	Jan	787,262	509,282	509,283
Feb	1,657,516	515,489	921,706	Feb	1,574,525	921,638	1,430,920
Mar	2,486,275	598,637	1,520,344	Mar	2,361,787	944,233	2,375,153
April	3,315,033	795,027	2,315,371	April	3,149,049	633,790	3,008,944
May	4,143,791			May	3,936,312		
June	4,972,550			June	4,723,574		
July	5,801,308			July	5,510,836		
August	6,630,066			August	6,298,099		
Sept	7,458,824			Sept	7,085,361		
Oct	8,287,583			Oct	7,872,623		
Nov	9,116,341			Nov	8,659,886		
Dec	9,945,100			Dec	9,447,148		

**City of Battle Ground General Fund
2006 Expenditures by Department-
Budget to Actual**



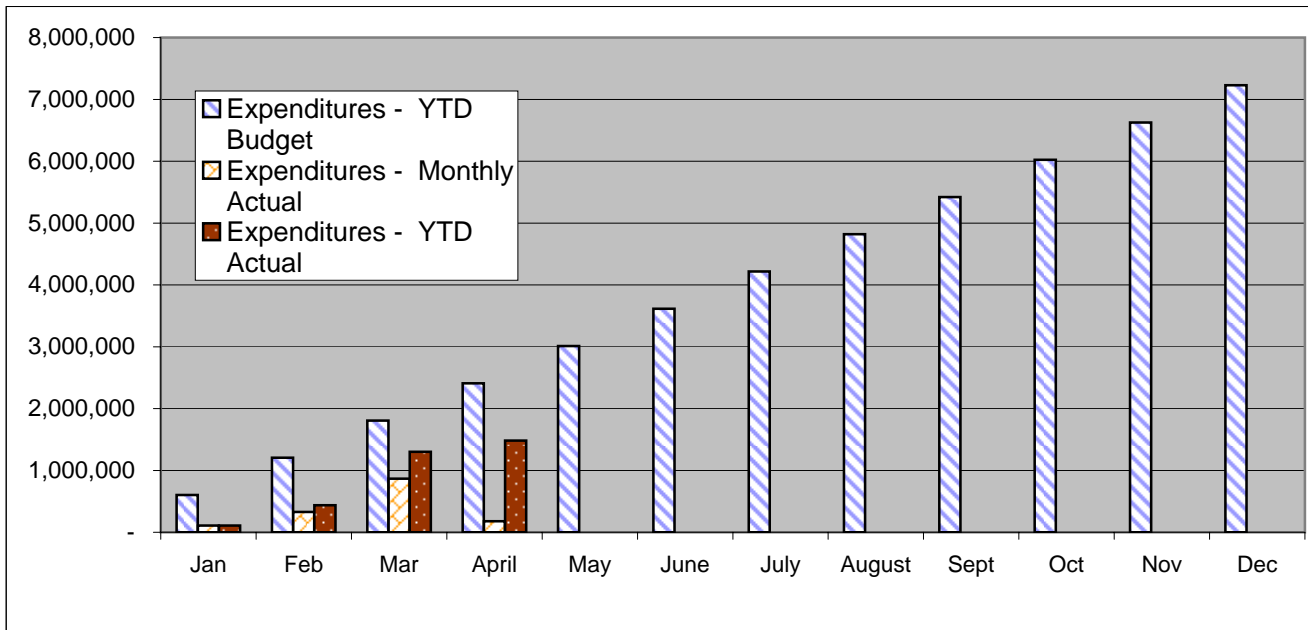
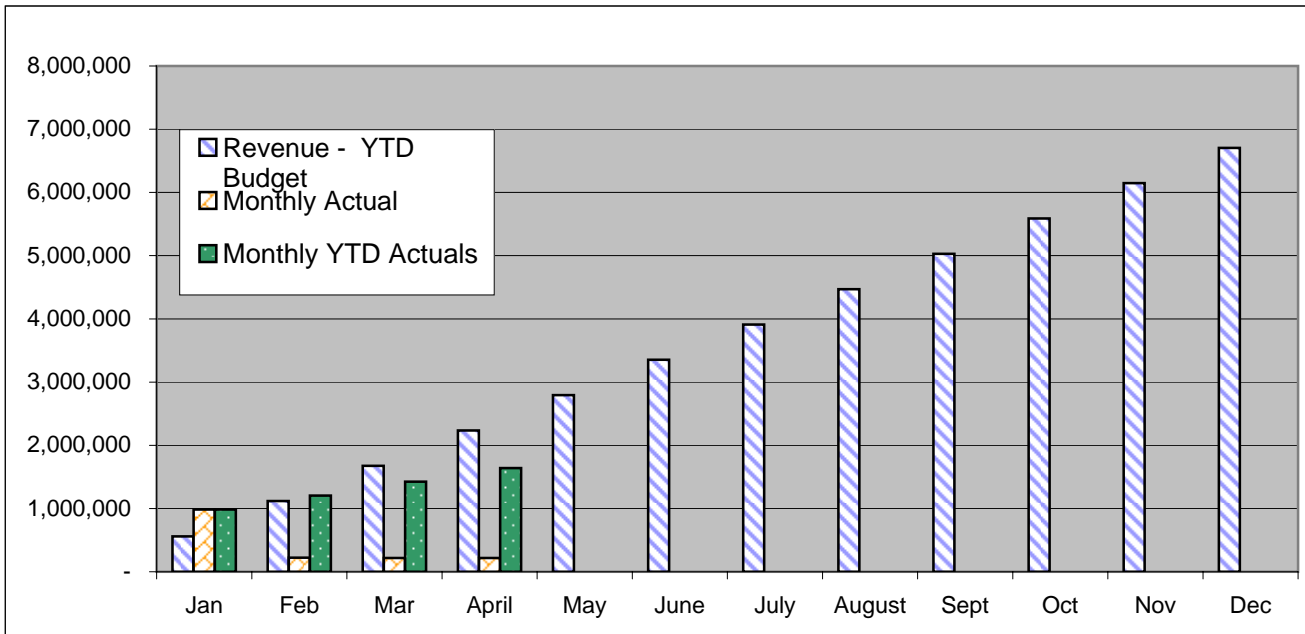
	Expenditures 2006 Budget	Monthly Actual	YTD Actual	% Expended
Legislative	54,864	4,264	21,018	38.31%
Judicial	452,219	23,298	79,240	17.52%
Executive	386,165	27,492	127,325	32.97%
Finance	227,312	16,753	69,614	30.62%
Legal	136,720	3,827	21,761	15.92%
Engineering	271,358	20,080	54,677	20.15%
Other General Government	2,754,835	181,075	873,699	31.72%
Law Enforcement	3,242,322	323,035	1,238,307	38.19%
Civil Service	14,429	124	2,271	15.74%
Community Service	156,659	(22,231)	26,945	17.20%
Fire Control	546,674	-	273,336	50.00%
Fire/Police Complex	59,805	3,919	10,017	16.75%
Planning/Community Dev	484,279	27,141	120,968	24.98%
Building/Development	419,807	24,096	87,282	20.79%
Senior Center	7,700	917	2,484	32.26%
Contingency	232,000	-	-	0.00%
	<u>9,447,148</u>	<u>633,790</u>	<u>3,008,944</u>	

**City of Battle Ground
Parks Fund
2006 Revenue and Expenditures-
Budget to Actual**



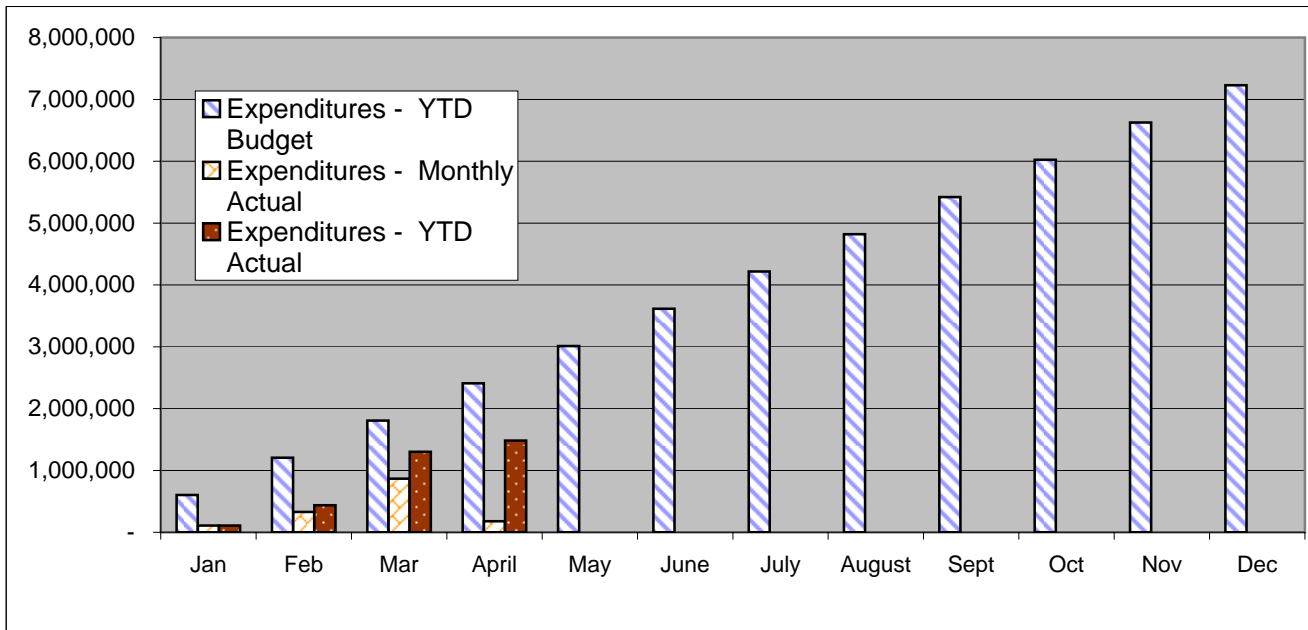
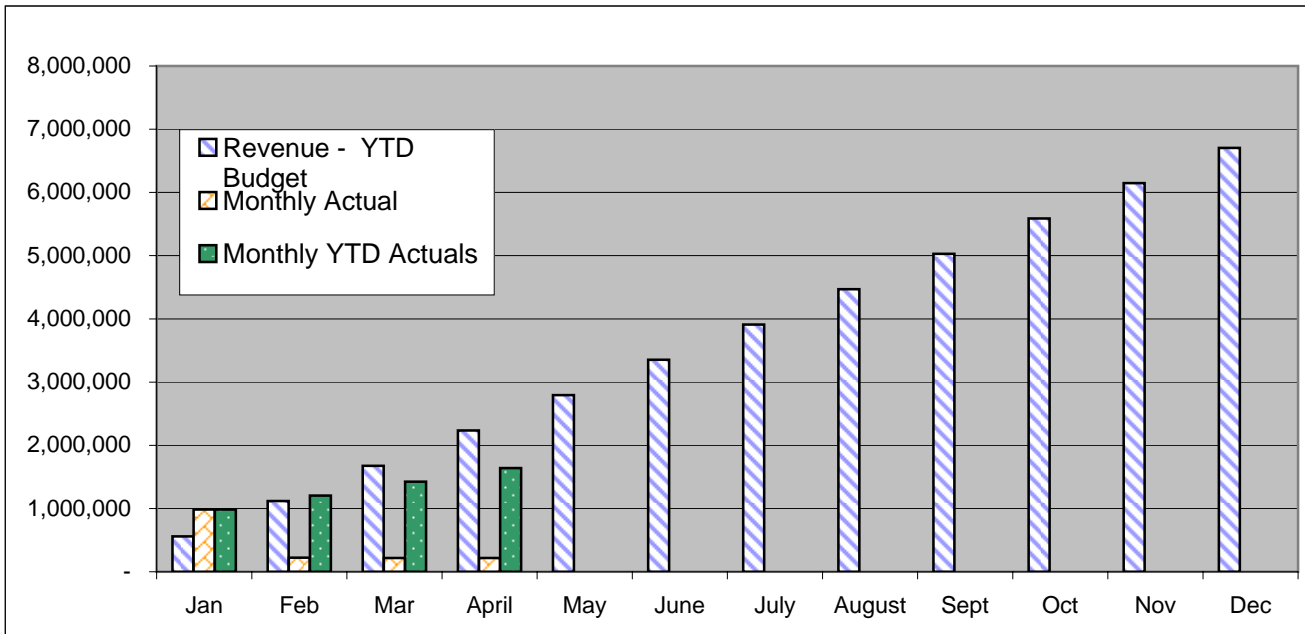
	Revenue - YTD Budget	Monthly Actual	YTD Actuals		Expenditures - YTD Budget	Monthly Actual	YTD Actual
Jan	16,078	18,365	18,365	Jan	10,535	14,561	14,560
Feb	32,156	16,167	34,532	Feb	21,070	12,469	27,029
Mar	48,235	16,259	50,791	Mar	31,605	12,424	39,454
April	64,313	16,198	66,989	April	42,140	15,222	54,676
May	80,392			May	52,675		
June	96,470			June	63,210		
July	112,549			July	73,745		
August	128,627			August	84,280		
Sept	144,706			Sept	94,815		
Oct	160,784			Oct	105,351		
Nov	176,862			Nov	115,886		
Dec	192,940			Dec	126,422		

**City of Battle Ground
Sewer Fund
2006 Revenue and Expenditures-
Budget to Actual**



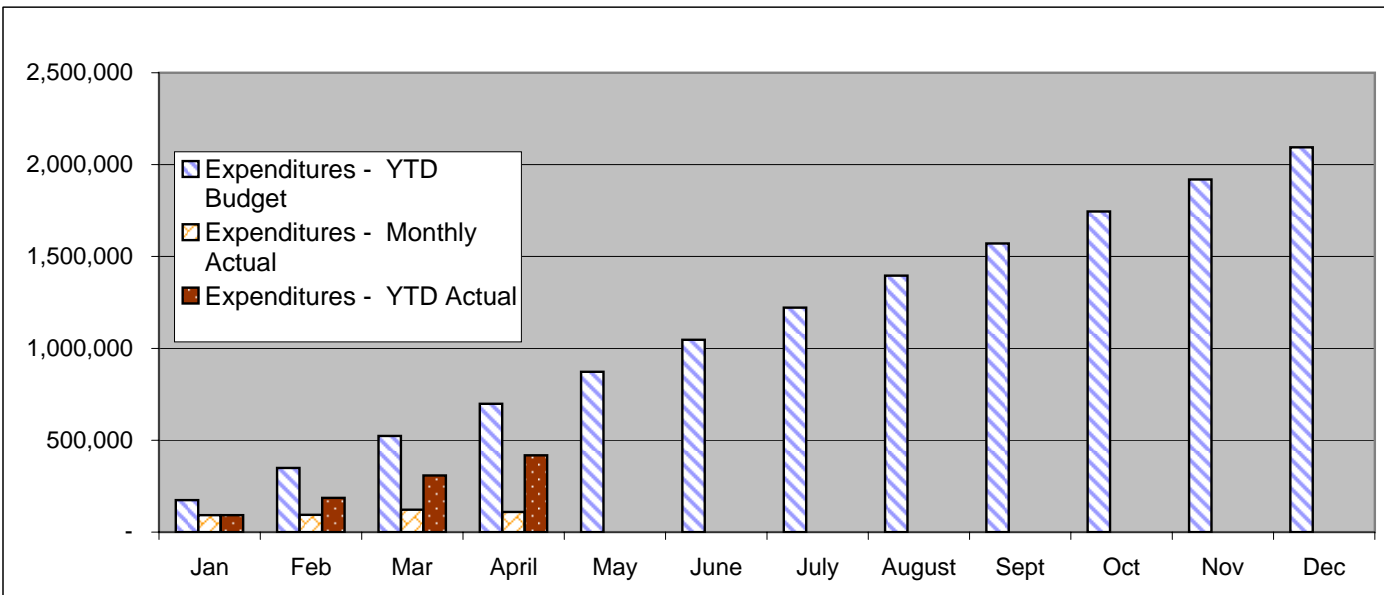
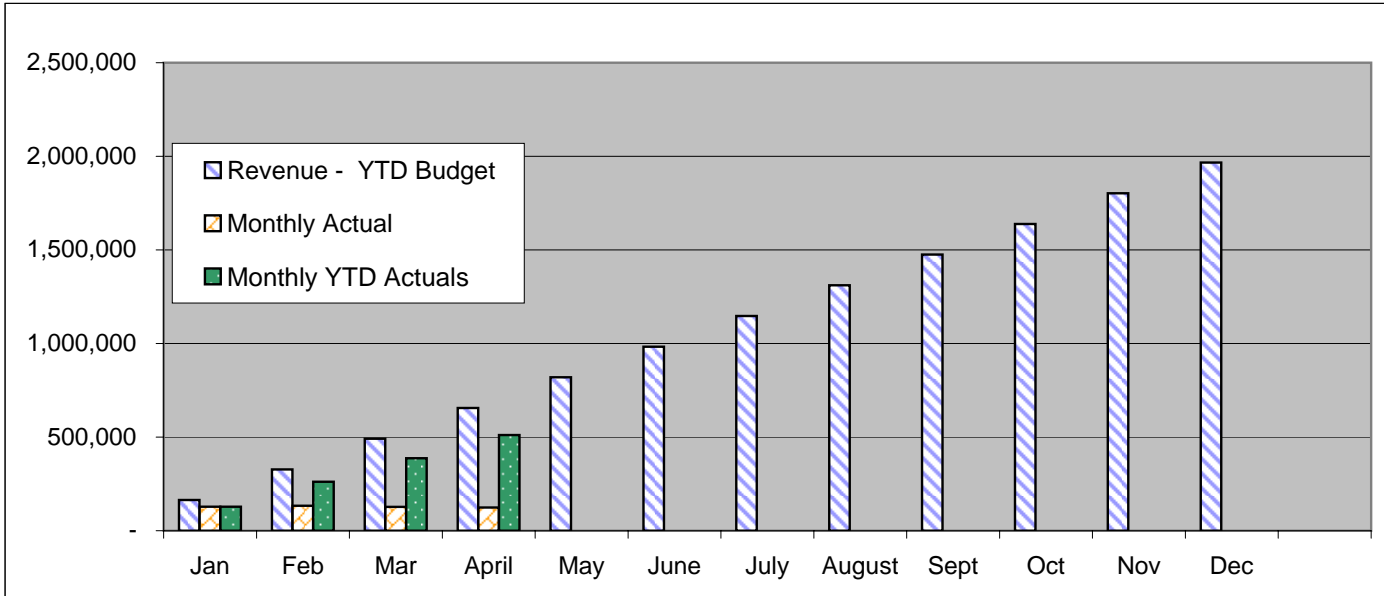
	Revenue - YTD Budget	Monthly Actual	YTD Actuals		Expenditures - YTD Budget	Monthly Actual	YTD Actual
Jan	558,751	983,759	983,758	Jan	602,394	109,320	109,319
Feb	1,117,502	221,713	1,205,471	Feb	1,204,789	327,382	436,701
Mar	1,676,254	218,810	1,424,281	Mar	1,807,183	865,984	1,302,685
April	2,235,005	216,926	1,641,207	April	2,409,577	178,805	1,481,490
May	2,793,757			May	3,011,972		
June	3,352,508			June	3,614,366		
July	3,911,260			July	4,216,760		
August	4,470,011			August	4,819,155		
Sept	5,028,763			Sept	5,421,550		
Oct	5,587,514			Oct	6,023,945		
Nov	6,146,265			Nov	6,626,339		
Dec	6,705,016			Dec	7,228,734		

**City of Battle Ground
Sewer Fund
2006 Revenue and Expenditures-
Budget to Actual**



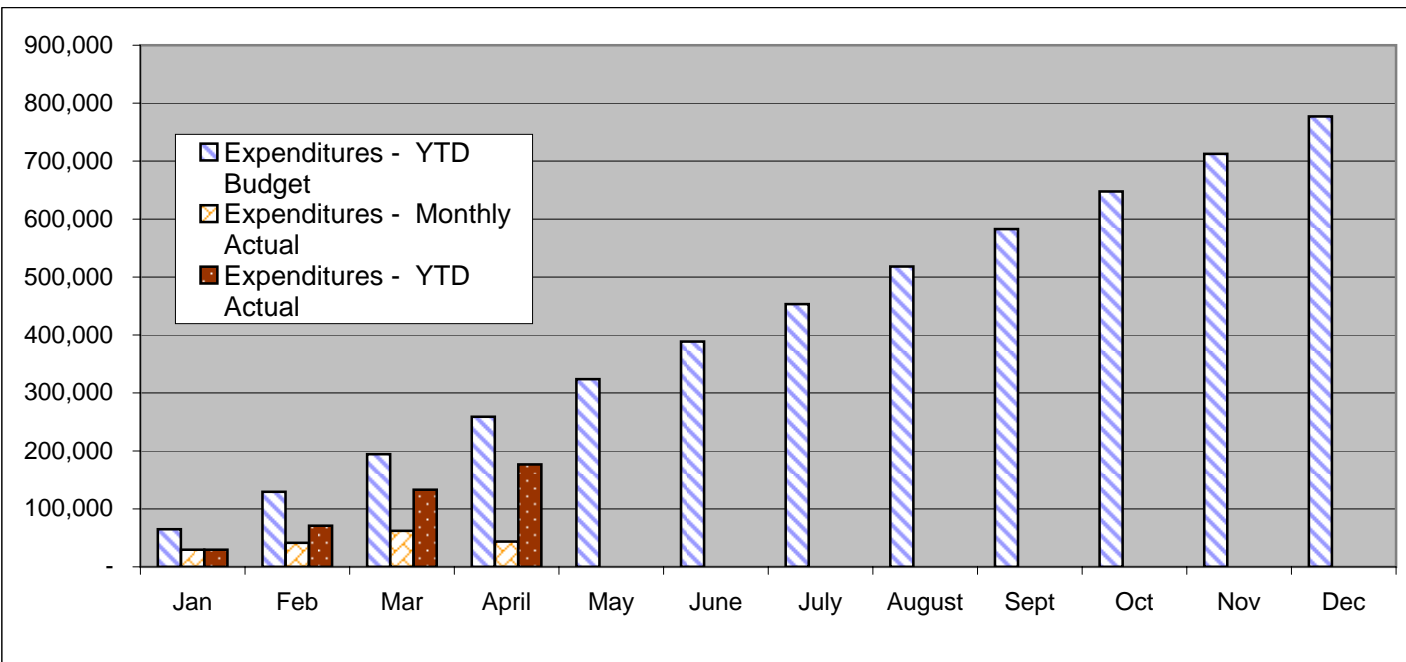
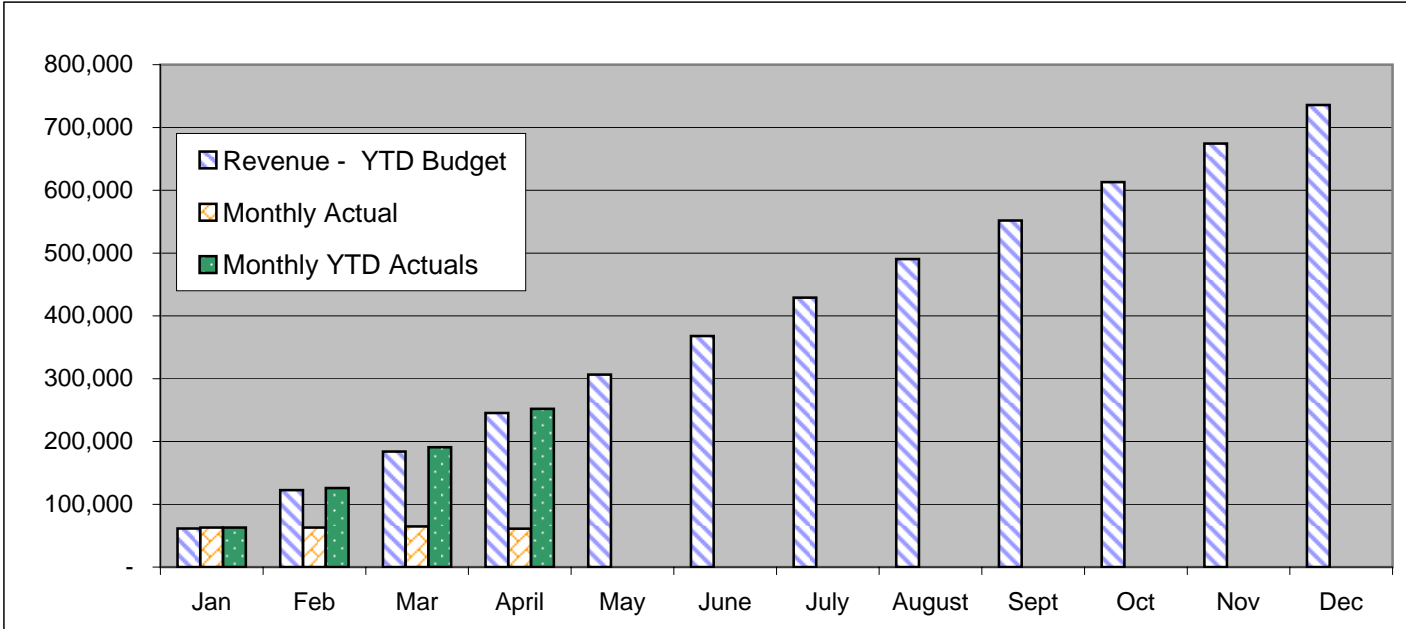
	Revenue - YTD Budget	Monthly Actual	YTD Actuals		Expenditures - YTD Budget	Monthly Actual	YTD Actual
Jan	558,751	983,759	983,758	Jan	602,394	109,320	109,319
Feb	1,117,502	221,713	1,205,471	Feb	1,204,789	327,382	436,701
Mar	1,676,254	218,810	1,424,281	Mar	1,807,183	865,984	1,302,685
April	2,235,005	216,926	1,641,207	April	2,409,577	178,805	1,481,490
May	2,793,757			May	3,011,972		
June	3,352,508			June	3,614,366		
July	3,911,260			July	4,216,760		
August	4,470,011			August	4,819,155		
Sept	5,028,763			Sept	5,421,550		
Oct	5,587,514			Oct	6,023,945		
Nov	6,146,265			Nov	6,626,339		
Dec	6,705,016			Dec	7,228,734		

**City of Battle Ground
Water Fund
2006 Revenue and Expenditures-
Budget to Actual**



	<u>Revenue - YTD Budget</u>	<u>Monthly Actual</u>	<u>YTD Actuals</u>		<u>Expenditures - YTD Budget</u>	<u>Monthly Actual</u>	<u>YTD Actual</u>
Jan	163,883	128,315	128,315	Jan	174,509	92,219	92,219
Feb	327,767	133,368	261,682	Feb	349,019	94,041	186,260
Mar	491,650	127,001	387,242	Mar	523,528	121,748	308,008
April	655,534	123,834	511,076	April	698,038	109,593	417,601
May	819,417			May	872,547		
June	983,301			June	1,047,057		
July	1,147,184			July	1,221,566		
August	1,311,068			August	1,396,076		
Sept	1,474,951			Sept	1,570,585		
Oct	1,638,835			Oct	1,745,095		
Nov	1,802,718			Nov	1,919,604		
Dec	1,966,602			Dec	2,094,113		

**City of Battle Ground
Street Fund
2006 Revenue and Expenditures-
Budget to Actual**



	Revenue - YTD Budget	Monthly Actual	YTD Actuals		Expenditures - YTD Budget	Monthly Actual	YTD Actual
Jan	61,307	63,013	63,014	Jan	64,769	29,504	29,504
Feb	122,615	62,940	125,954	Feb	129,539	41,400	70,903
Mar	183,922	64,832	190,786	Mar	194,308	62,095	132,999
April	245,230	61,227	252,013	April	259,078	43,683	176,682
May	306,537			May	323,847		
June	367,845			June	388,617		
July	429,152			July	453,386		
August	490,460			August	518,156		
Sept	551,767			Sept	582,925		
Oct	613,075			Oct	647,695		
Nov	674,382			Nov	712,464		
Dec	735,689			Dec	777,232		