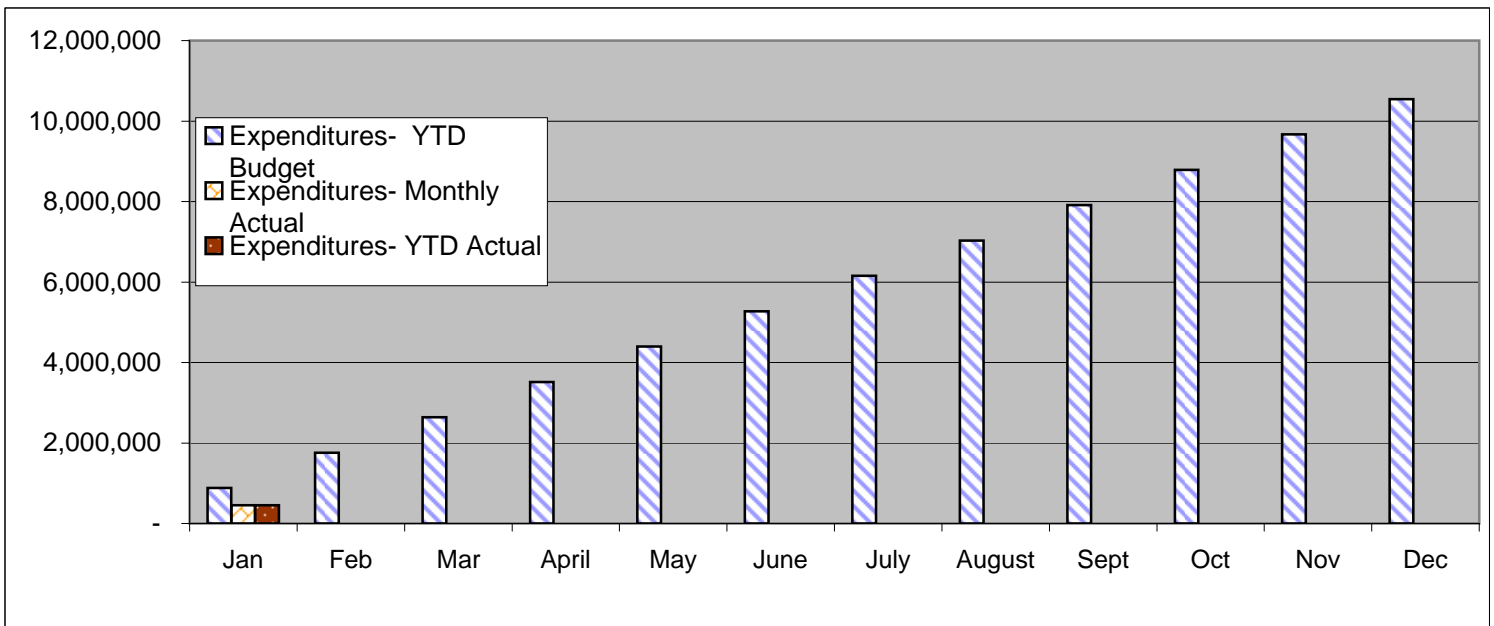
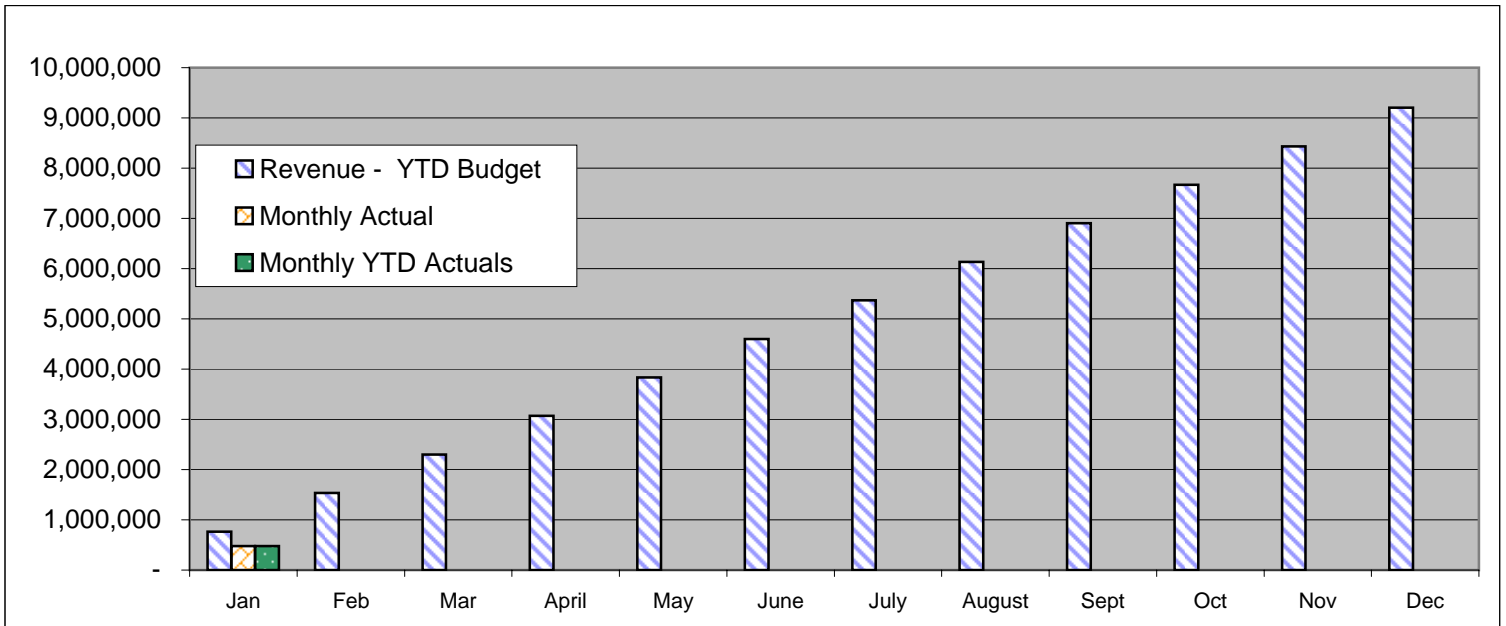
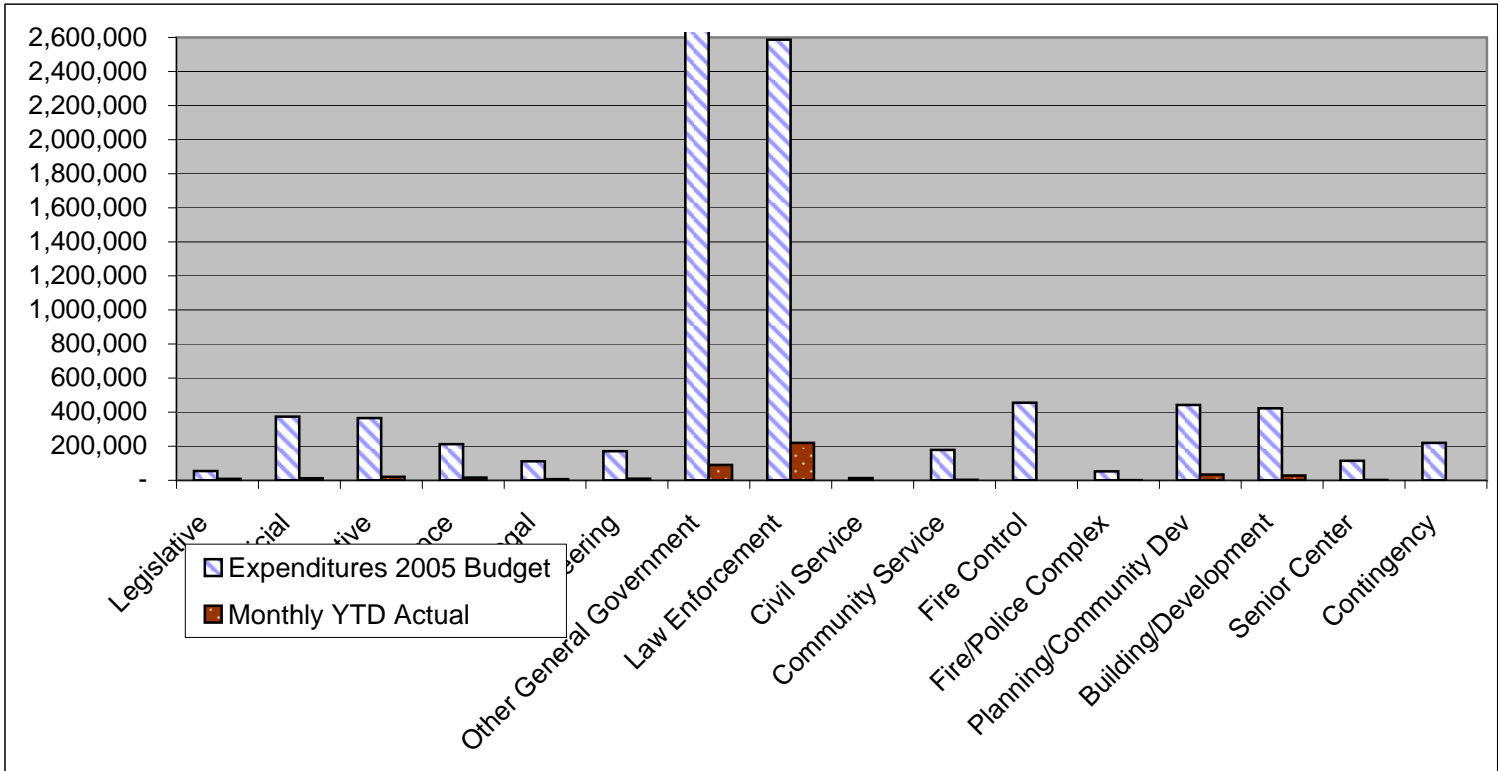


**City of Battle Ground
General Fund
2005 Revenue and Expenditures-
Budget to Actual**



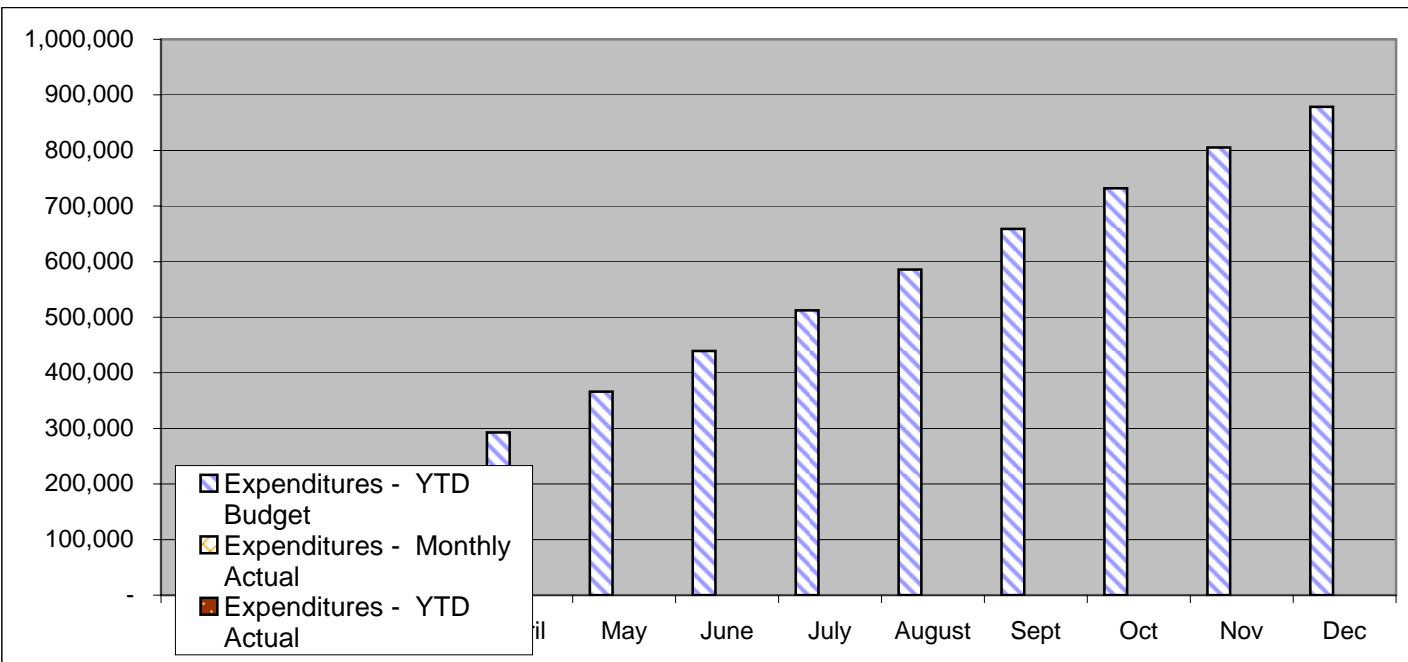
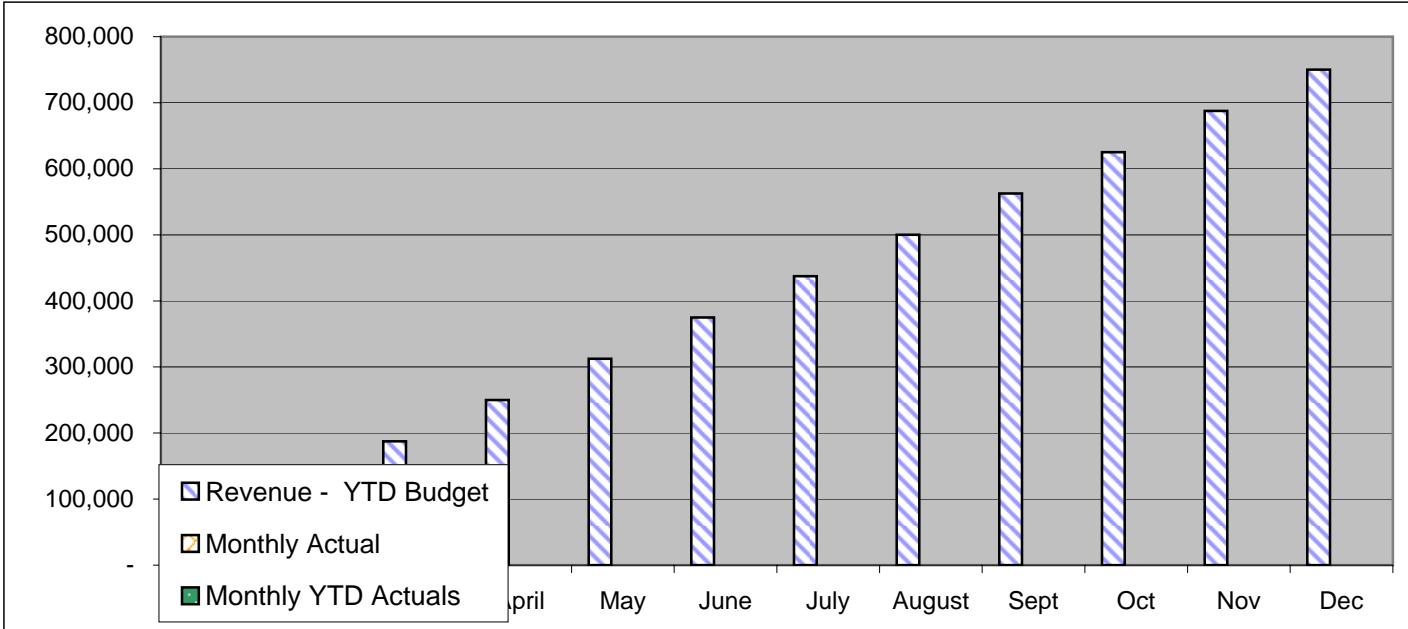
	Revenue - YTD Budget	Monthly Actual	YTD Actuals		Expenditures- YTD Budget	Expenditures- Monthly Actual	Expenditures- YTD Actual
Jan	766,905	475,851	475,851	Jan	878,940	450,883	450,883
Feb	1,533,810			Feb	1,757,880		
Mar	2,300,715			Mar	2,636,820		
April	3,067,620			April	3,515,760		
May	3,834,524			May	4,394,700		
June	4,601,429			June	5,273,640		
July	5,368,334			July	6,152,580		
August	6,135,238			August	7,031,520		
Sept	6,902,143			Sept	7,910,460		
Oct	7,669,048			Oct	8,789,400		
Nov	8,435,952			Nov	9,668,340		
Dec	9,202,857			Dec	10,547,280		

**City of Battle Ground General Fund
2005 Expenditures by Department-
Budget to Actual**



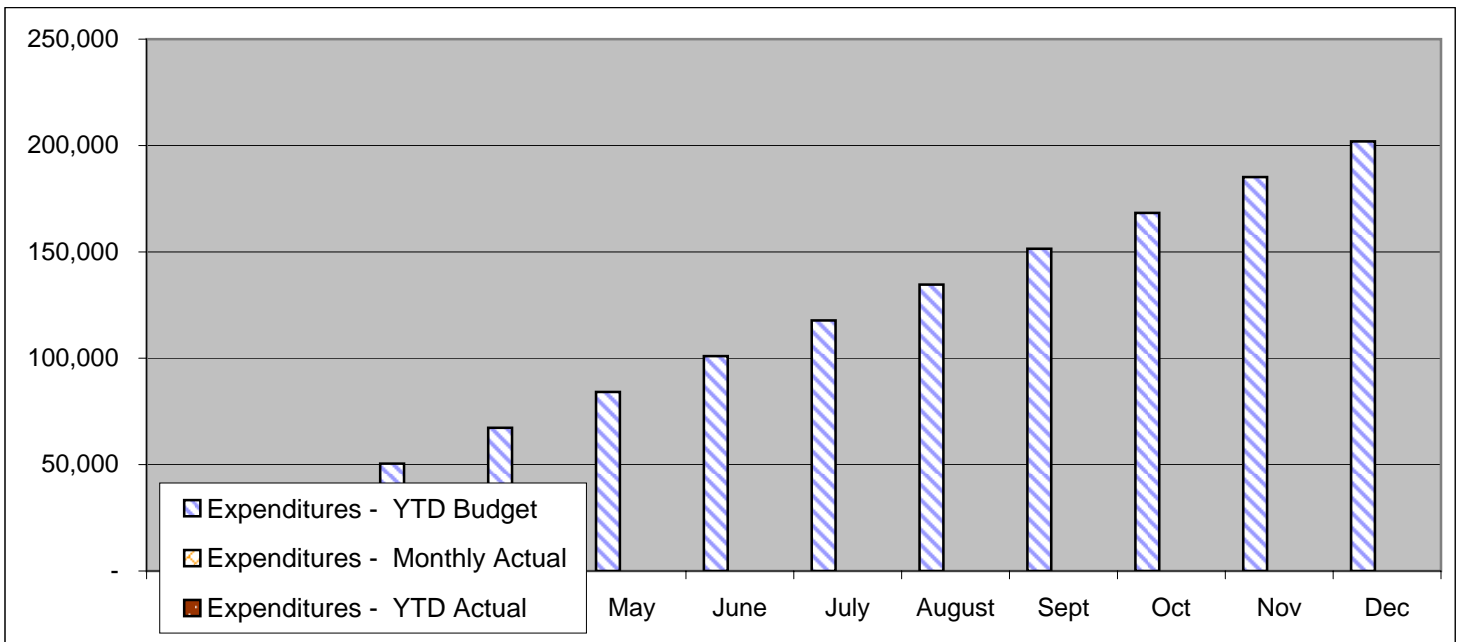
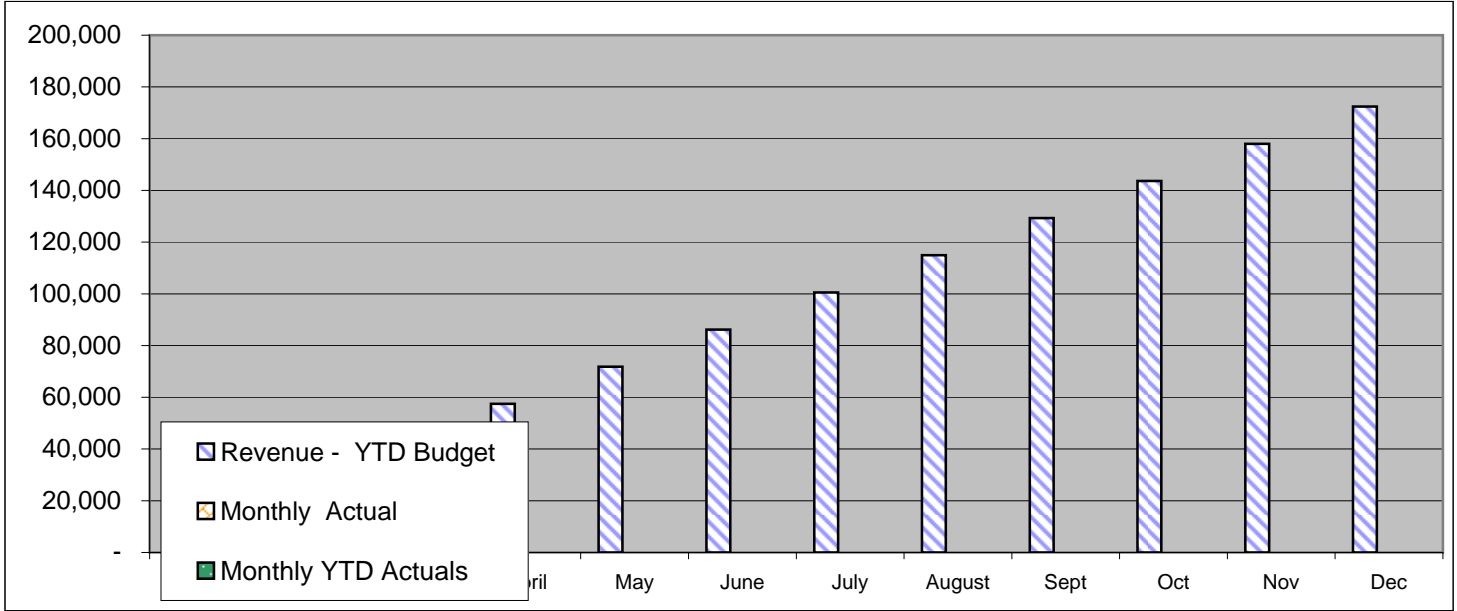
	Expenditures 2005 Budget	Monthly Actual	YTD Actual	% Expended
Legislative	54,604	8,688	8,688	15.91%
Judicial	373,744	12,439	12,439	3.33%
Executive	365,454	20,290	20,290	5.55%
Finance	212,535	15,720	15,720	7.40%
Legal	111,720	6,601	6,601	5.91%
Engineering	171,035	9,573	9,573	5.60%
Other General Government	4,772,093	89,959	89,959	1.89%
Law Enforcement	2,586,730	219,832	219,832	8.50%
Civil Service	12,981	246	246	1.90%
Community Service	178,098	3,282	3,282	1.84%
Fire Control	455,562	-	-	0.00%
Fire/Police Complex	52,300	570	570	1.09%
Planning/Community Dev	442,589	33,757	33,757	7.63%
Building/Development	423,135	27,948	27,948	6.60%
Senior Center	114,700	1,978	1,978	1.72%
Contingency	220,000	-	-	0.00%
	<u>10,547,280</u>	<u>450,883</u>	<u>450,883</u>	

**City of Battle Ground
Street Fund
2005 Revenue and Expenditures-
Budget to Actual**



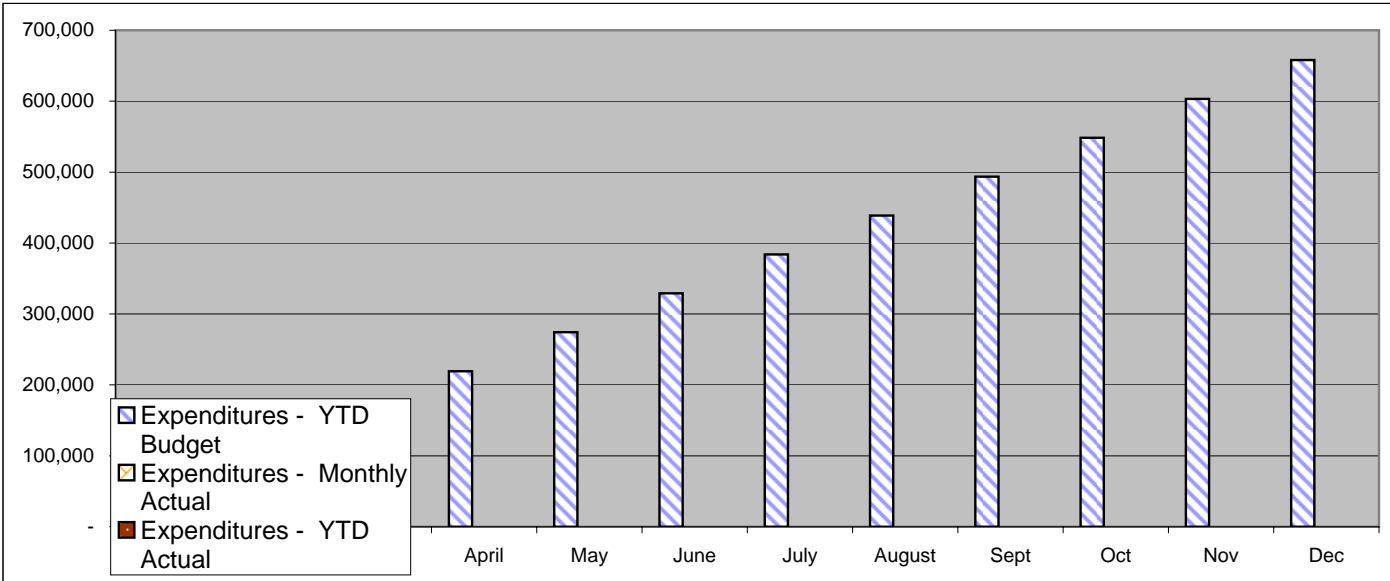
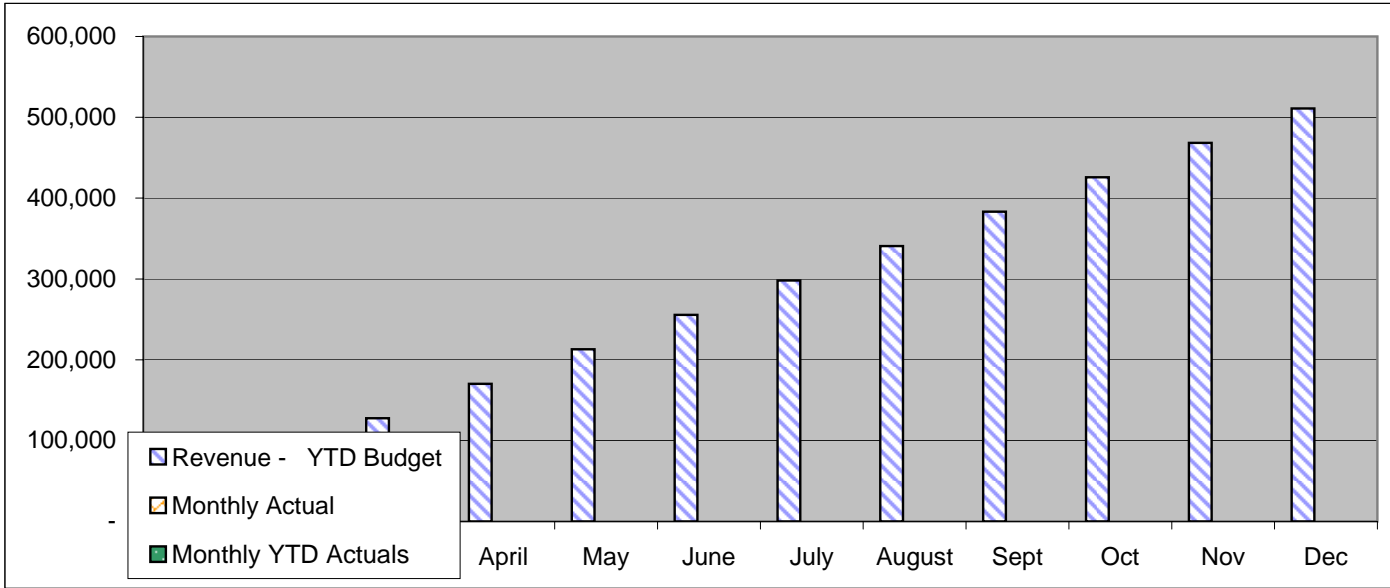
	Revenue - YTD Budget	Monthly Actual	YTD Actuals		Expenditures - YTD Budget	Monthly Actual	YTD Actual
Jan	62,504	24,933	24,933	Jan	73,213	28,638	28,638
Feb	125,008			Feb	146,427		
Mar	187,512			Mar	219,640		
April	250,016			April	292,854		
May	312,520			May	366,067		
June	375,024			June	439,281		
July	437,528			July	512,495		
August	500,032			August	585,708		
Sept	562,536			Sept	658,922		
Oct	625,040			Oct	732,135		
Nov	687,544			Nov	805,349		
Dec	750,047			Dec	878,562		

**City of Battle Ground
Parks Fund
2005 Revenue and Expenditures-
Budget to Actual**



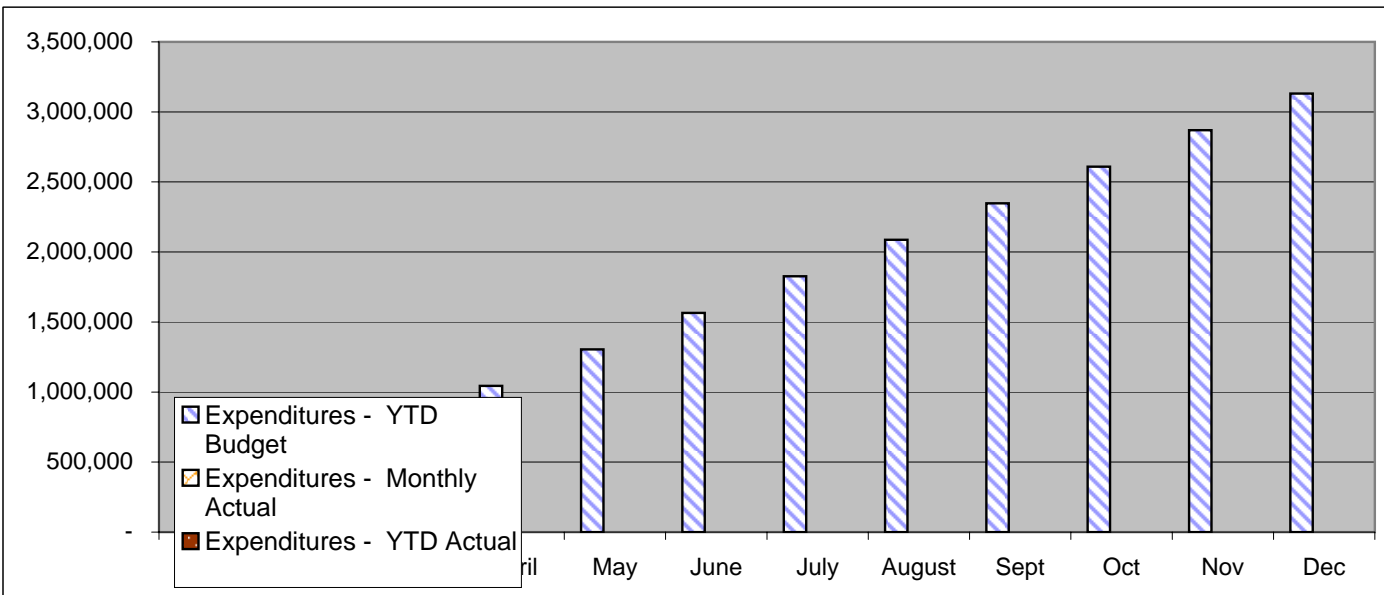
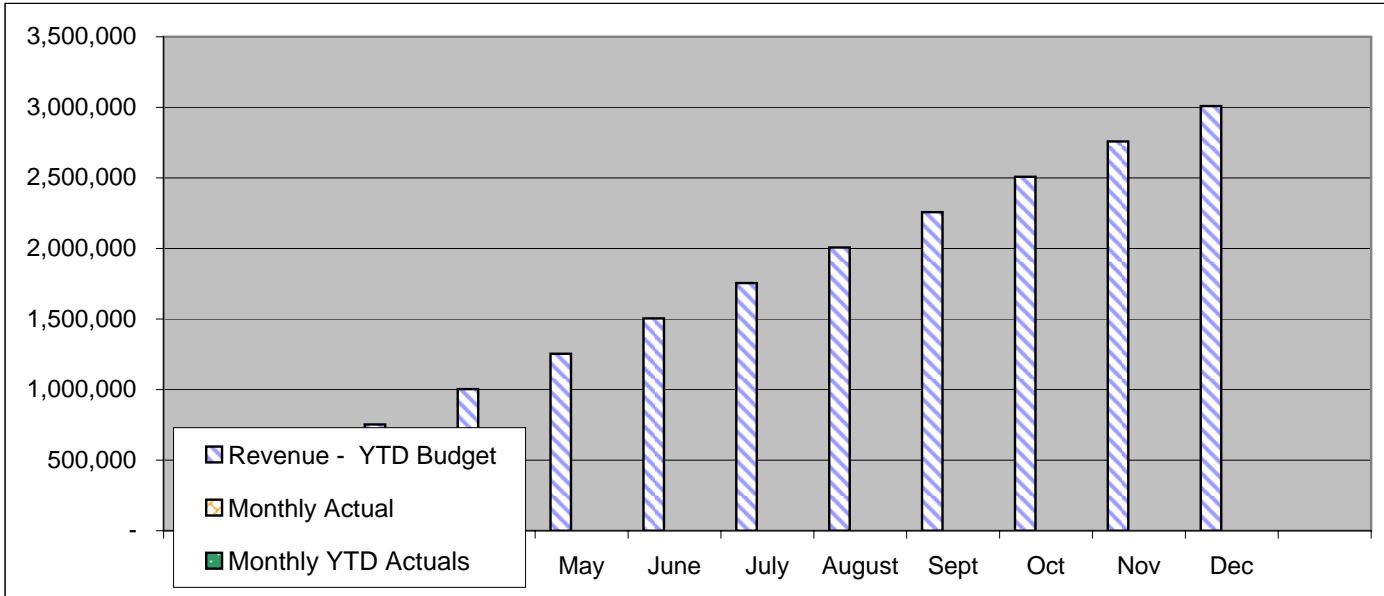
	Revenue - YTD Budget	Monthly Actual	YTD Actuals		Expenditures - YTD Budget	Monthly Actual	YTD Actual
Jan	14,365	14,414	14,414	Jan	16,831	13,780	13,780
Feb	28,730			Feb	33,662		
Mar	43,095			Mar	50,493		
April	57,460			April	67,324		
May	71,825			May	84,155		
June	86,190			June	100,986		
July	100,555			July	117,817		
August	114,920			August	134,648		
Sept	129,285			Sept	151,479		
Oct	143,650			Oct	168,310		
Nov	158,015			Nov	185,141		
Dec	172,380			Dec	201,973		

**City of Battle Ground
Storm Drainage Fund
2005 Revenue and Expenditures-
Budget to Actual**



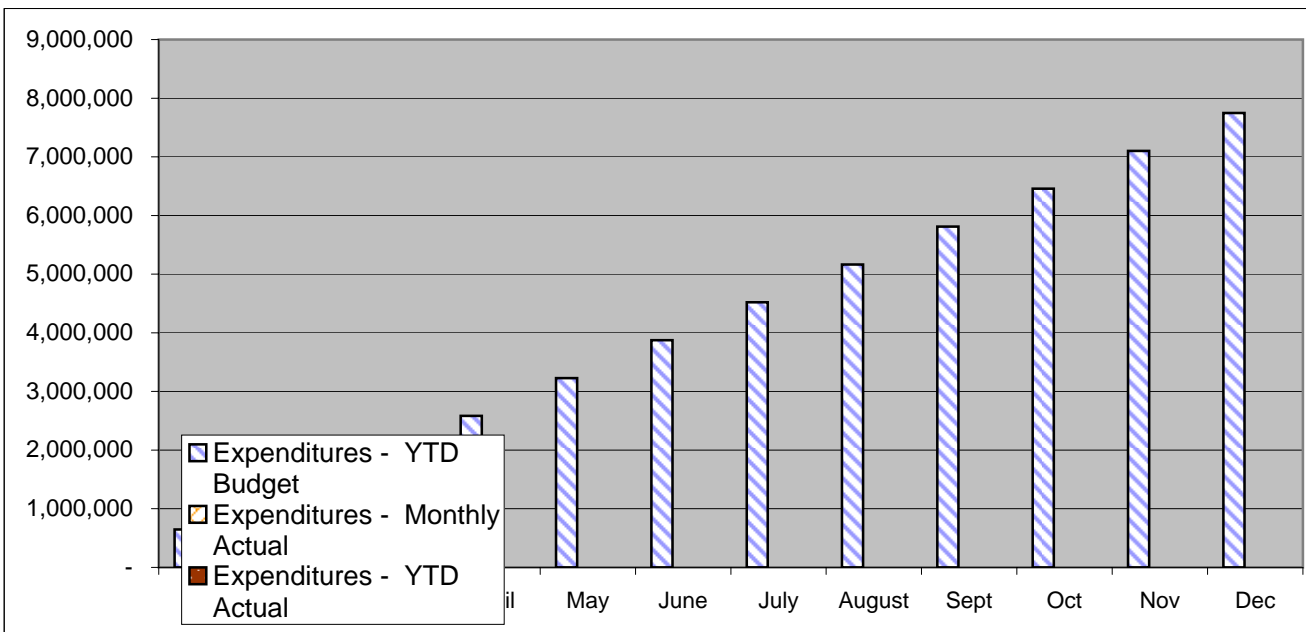
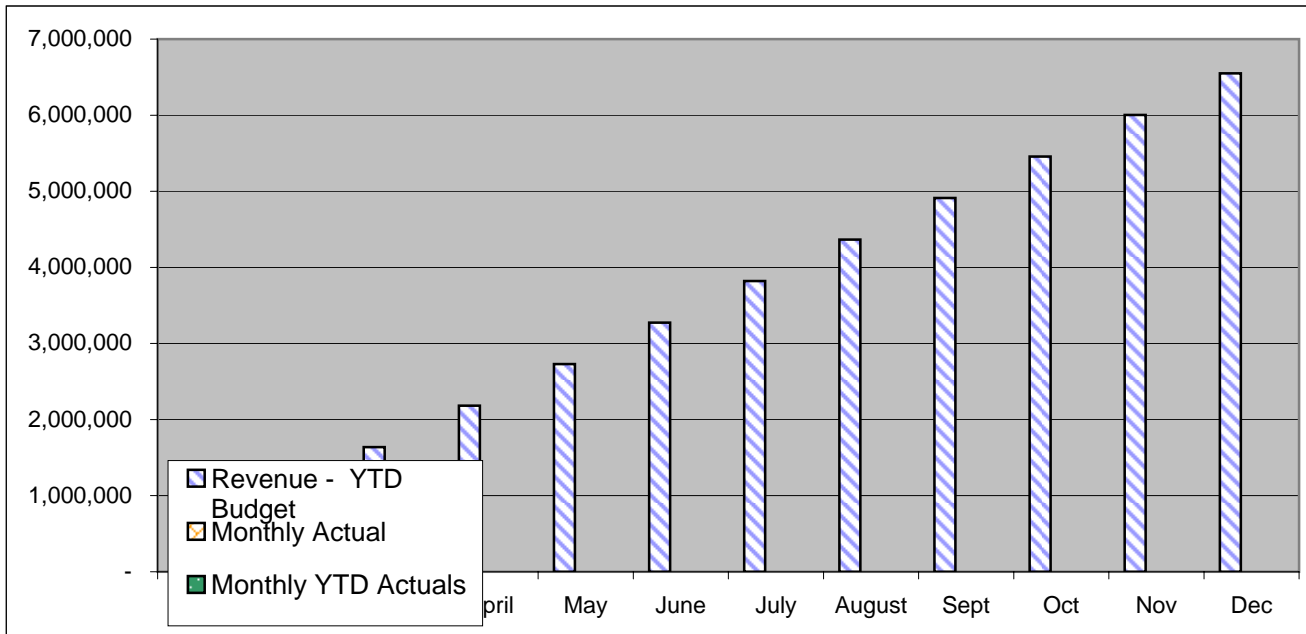
	Revenue - YTD Budget	Monthly Actual	YTD Actuals		Expenditures - YTD Budget	Monthly Actual	YTD Actual
Jan	42,583	30,994	30,994	Jan	54,843	34,753	34,753
Feb	85,167			Feb	109,687		
Mar	127,750			Mar	164,530		
April	170,334			April	219,374		
May	212,917			May	274,217		
June	255,501			June	329,061		
July	298,084			July	383,904		
August	340,668			August	438,748		
Sept	383,251			Sept	493,591		
Oct	425,834			Oct	548,435		
Nov	468,417			Nov	603,278		
Dec	511,000			Dec	658,122		

**City of Battle Ground
Water Fund
2005 Revenue and Expenditures-
Budget to Actual**



	Revenue -			Expenditures -		
	YTD Budget	Monthly Actual	YTD Actuals	YTD Budget	Monthly Actual	YTD Actual
Jan	250,783	124,242	124,242	260,887	98,416	98,416
Feb	501,567			521,774		
Mar	752,350			782,661		
April	1,003,133			1,043,548		
May	1,253,916			1,304,435		
June	1,504,700			1,565,322		
July	1,755,483			1,826,209		
August	2,006,266			2,087,096		
Sept	2,257,049			2,347,983		
Oct	2,507,833			2,608,869		
Nov	2,758,616			2,869,756		
Dec	3,009,400			3,130,643		

**City of Battle Ground
Sewer Fund
2005 Revenue and Expenditures-
Budget to Actual**



	Revenue -			Expenditures -		
	YTD Budget	Monthly Actual	YTD Actuals	YTD Budget	Monthly Actual	YTD Actual
Jan	545,748	205,549	205,549	Jan	645,651	147,919
Feb	1,091,496			Feb	1,291,301	
Mar	1,637,244			Mar	1,936,951	
April	2,182,992			April	2,582,601	
May	2,728,740			May	3,228,252	
June	3,274,488			June	3,873,902	
July	3,820,236			July	4,519,552	
August	4,365,984			August	5,165,202	
Sept	4,911,732			Sept	5,810,853	
Oct	5,457,480			Oct	6,456,503	
Nov	6,003,228			Nov	7,102,153	
Dec	6,548,977			Dec	7,747,804	