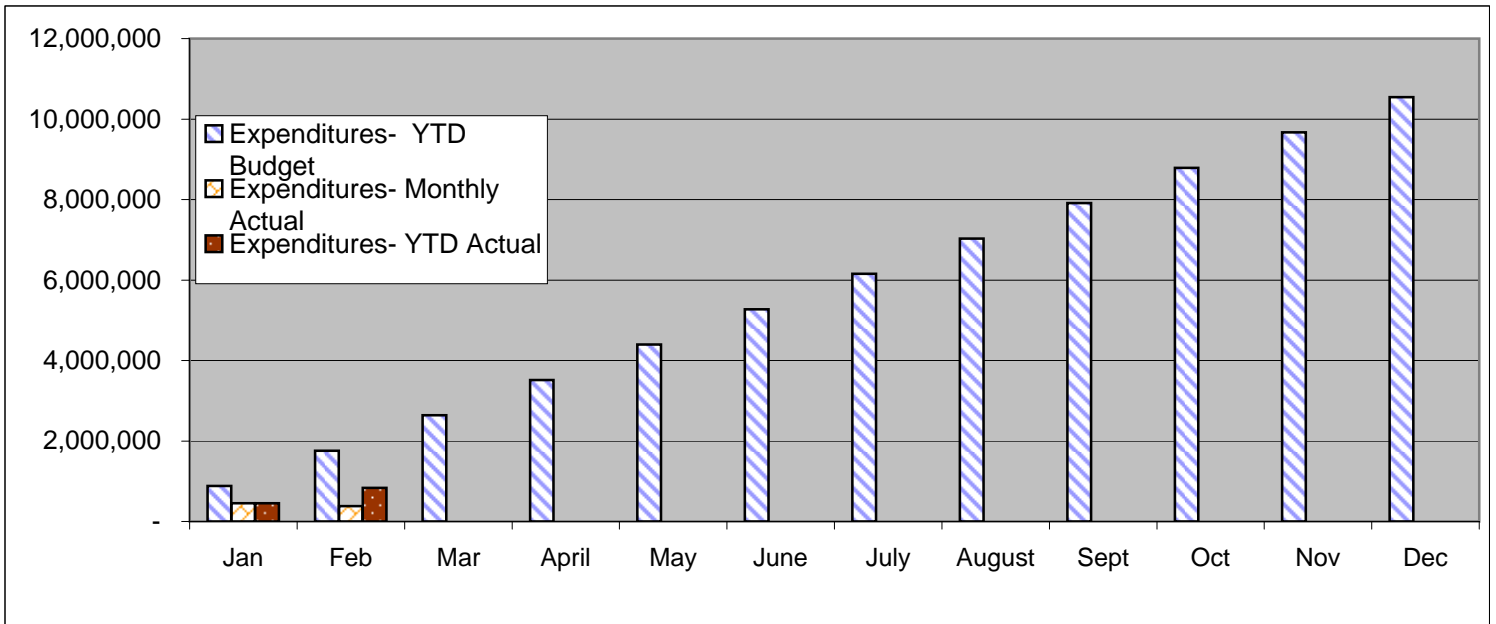
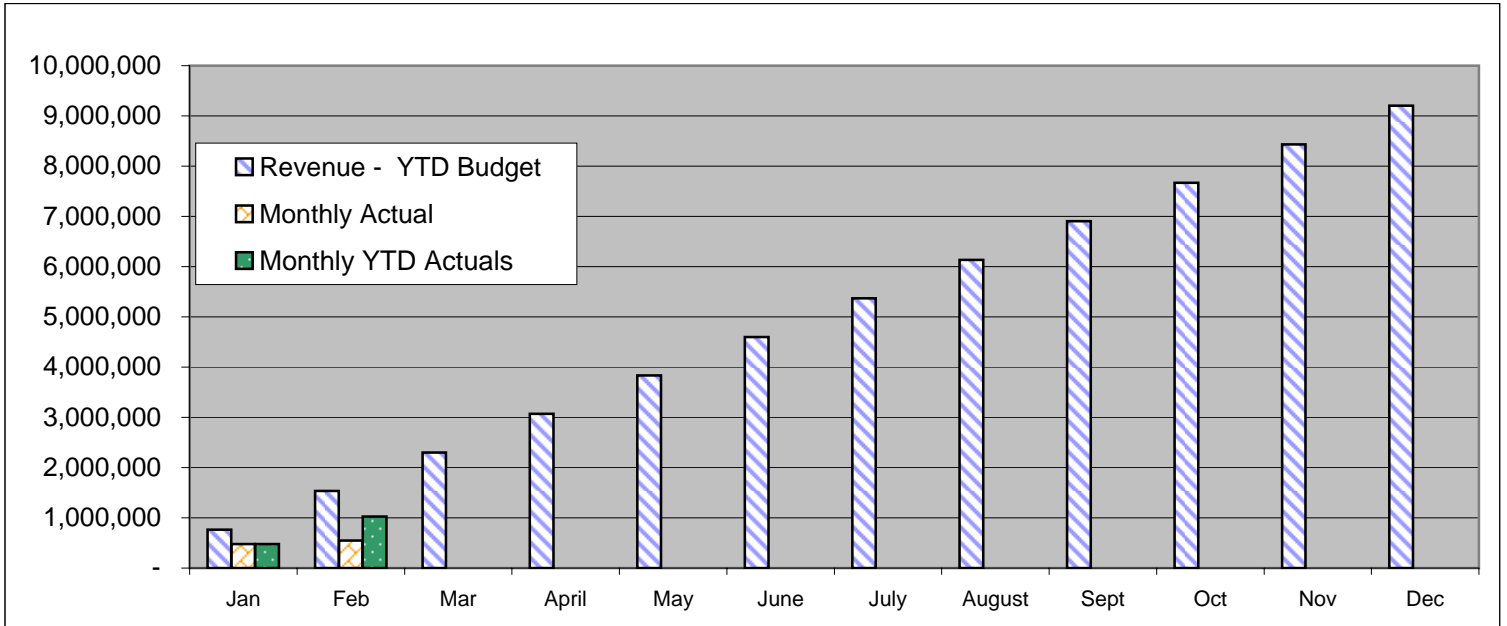


City of Battle Ground Washington
City Council Monthly Financial Report
Report for February 2005

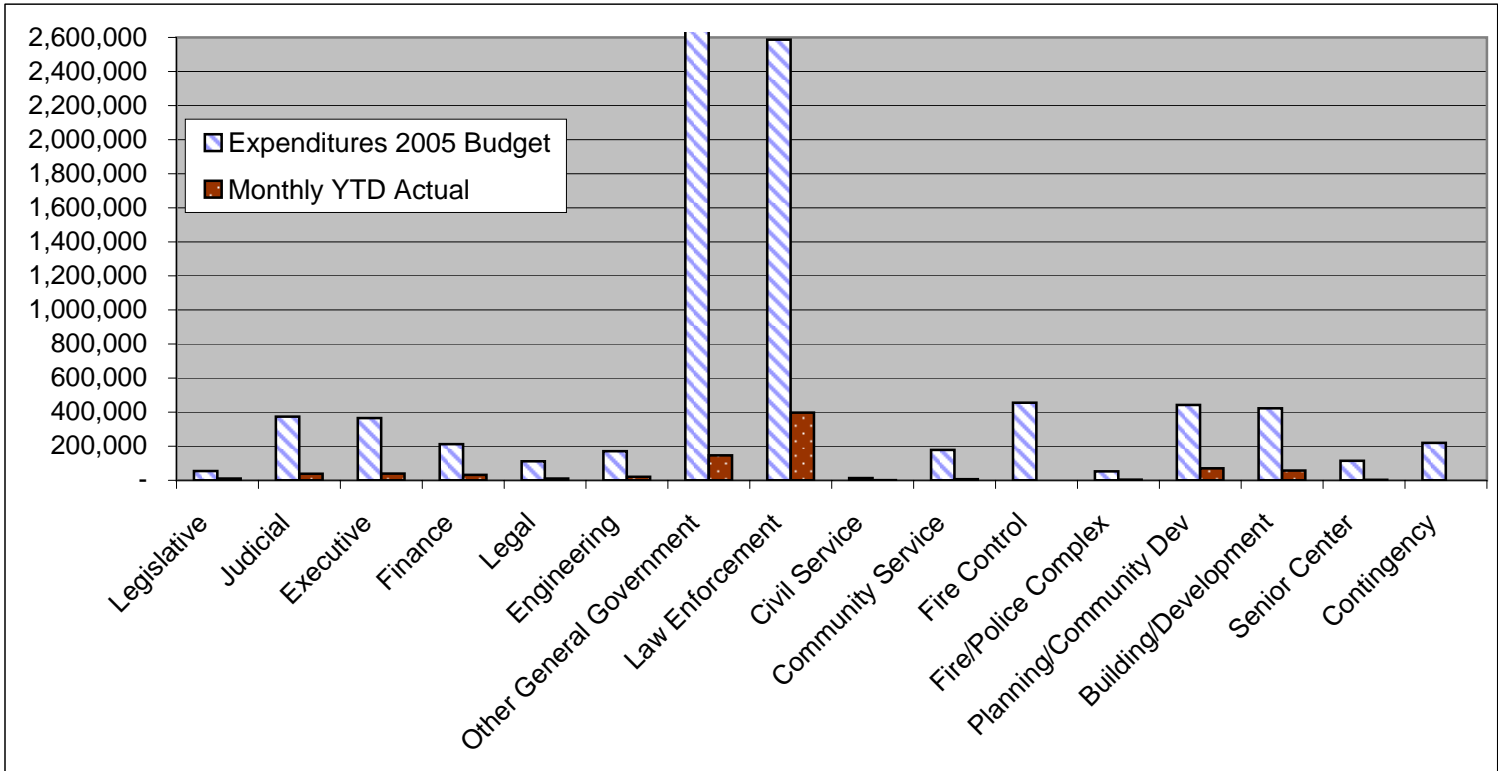


**City of Battle Ground
General Fund
2005 Revenue and Expenditures-
Budget to Actual**



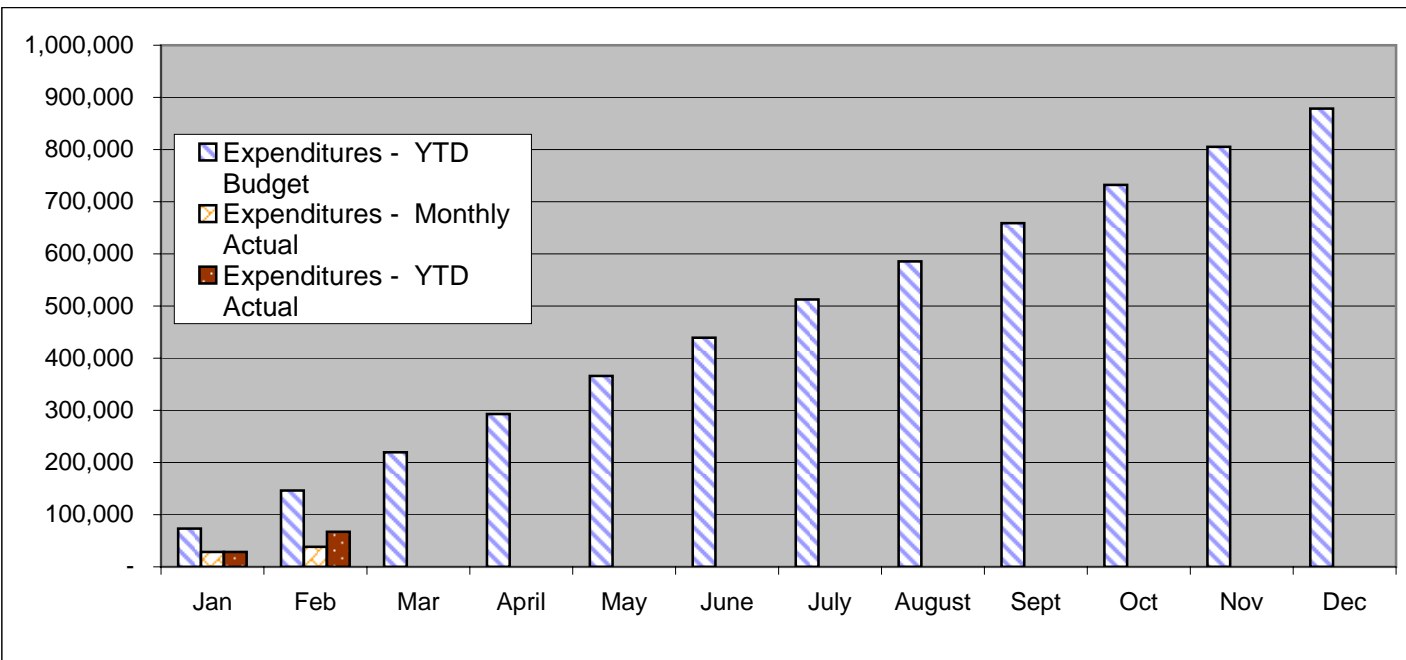
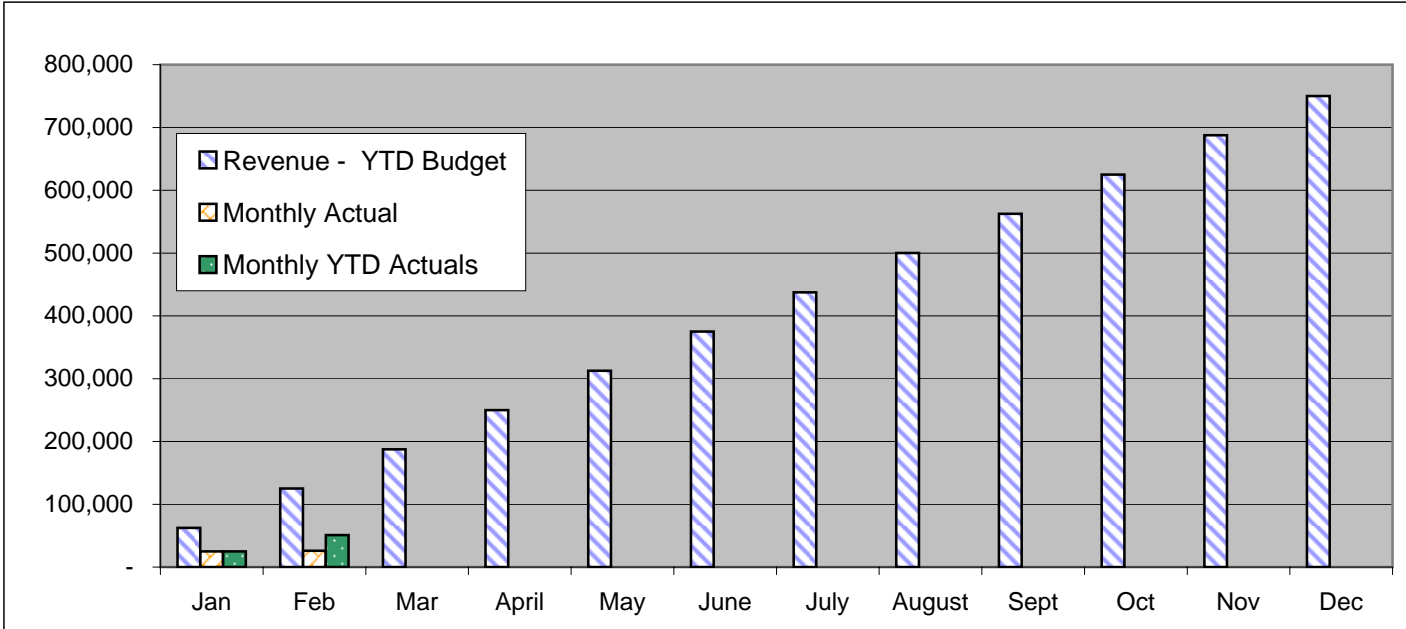
	Revenue - YTD Budget	Monthly Actual	YTD Actuals		Expenditures- YTD Budget	Expenditures- Monthly Actual	Expenditures- YTD Actual
Jan	766,905	475,851	475,851	Jan	878,940	450,883	451,114
Feb	1,533,810	549,659	1,025,510	Feb	1,757,880	385,088	836,202
Mar	2,300,715			Mar	2,636,820		
April	3,067,620			April	3,515,760		
May	3,834,524			May	4,394,700		
June	4,601,429			June	5,273,640		
July	5,368,334			July	6,152,580		
August	6,135,238			August	7,031,520		
Sept	6,902,143			Sept	7,910,460		
Oct	7,669,048			Oct	8,789,400		
Nov	8,435,952			Nov	9,668,340		
Dec	9,202,857			Dec	10,547,280		

**City of Battle Ground General Fund
2005 Expenditures by Department-
Budget to Actual**



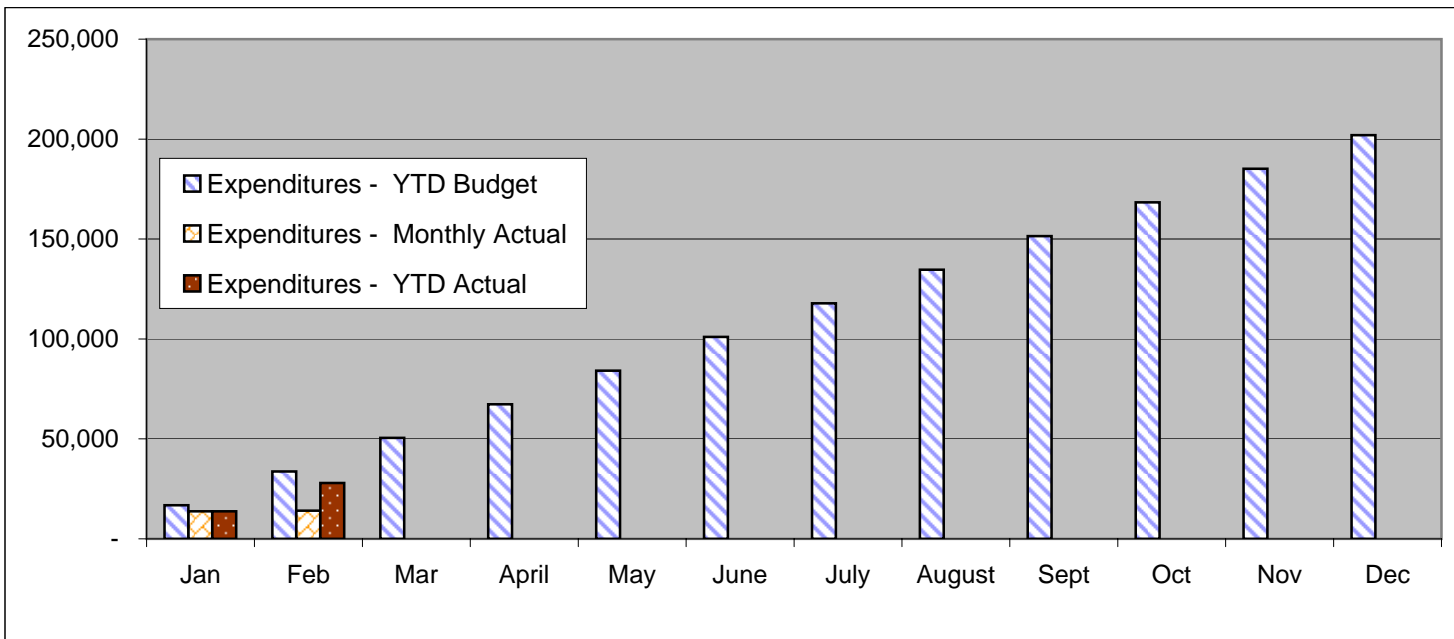
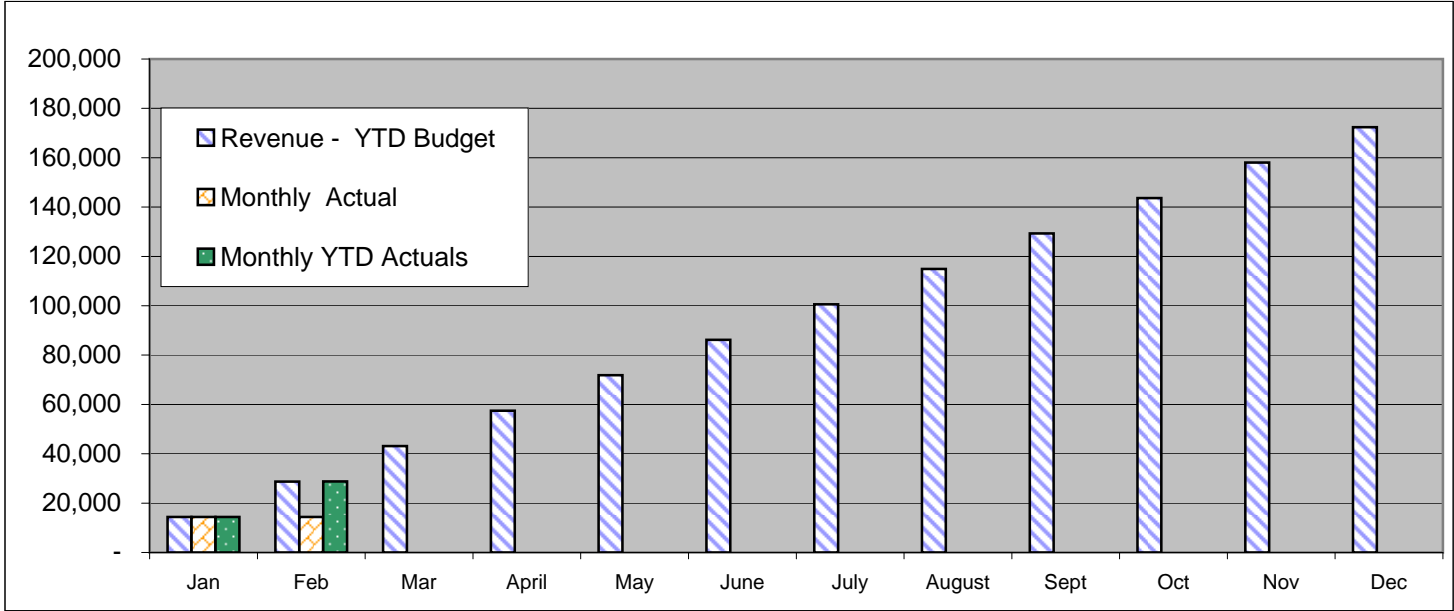
	Expenditures 2005 Budget	Monthly Actual	YTD Actual	% Expended
Legislative	54,604	1,181	9,868	18.07%
Judicial	373,744	25,808	38,275	10.24%
Executive	365,454	18,895	39,214	10.73%
Finance	212,535	16,116	31,866	14.99%
Legal	111,720	3,296	9,898	8.86%
Engineering	171,035	11,389	20,984	12.27%
Other General Government	4,772,093	56,719	146,677	3.07%
Law Enforcement	2,586,730	177,093	396,934	15.35%
Civil Service	12,981	329	575	4.43%
Community Service	178,098	3,352	6,634	3.72%
Fire Control	455,562	-	-	0.00%
Fire/Police Complex	52,300	3,594	4,164	7.96%
Planning/Community Dev	442,589	37,001	70,821	16.00%
Building/Development	423,135	29,732	57,730	13.64%
Senior Center	114,700	583	2,562	2.23%
Contingency	220,000	-	-	0.00%
	<u>10,547,280</u>	<u>385,088</u>	<u>836,202</u>	

**City of Battle Ground
Street Fund
2005 Revenue and Expenditures-
Budget to Actual**



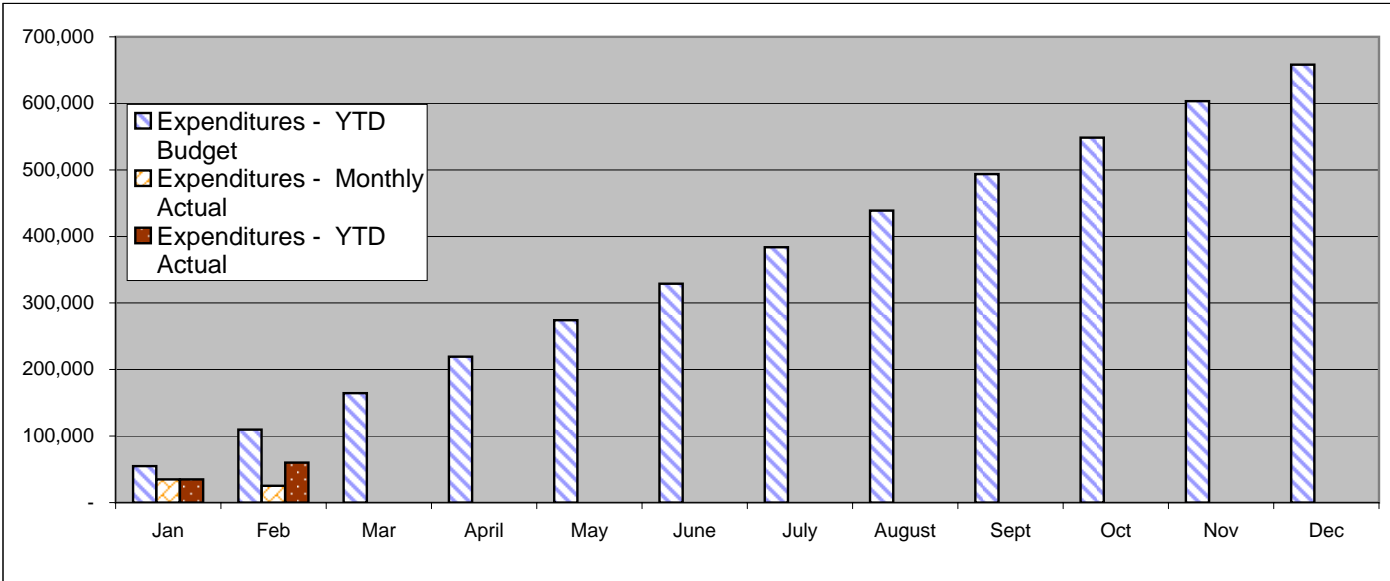
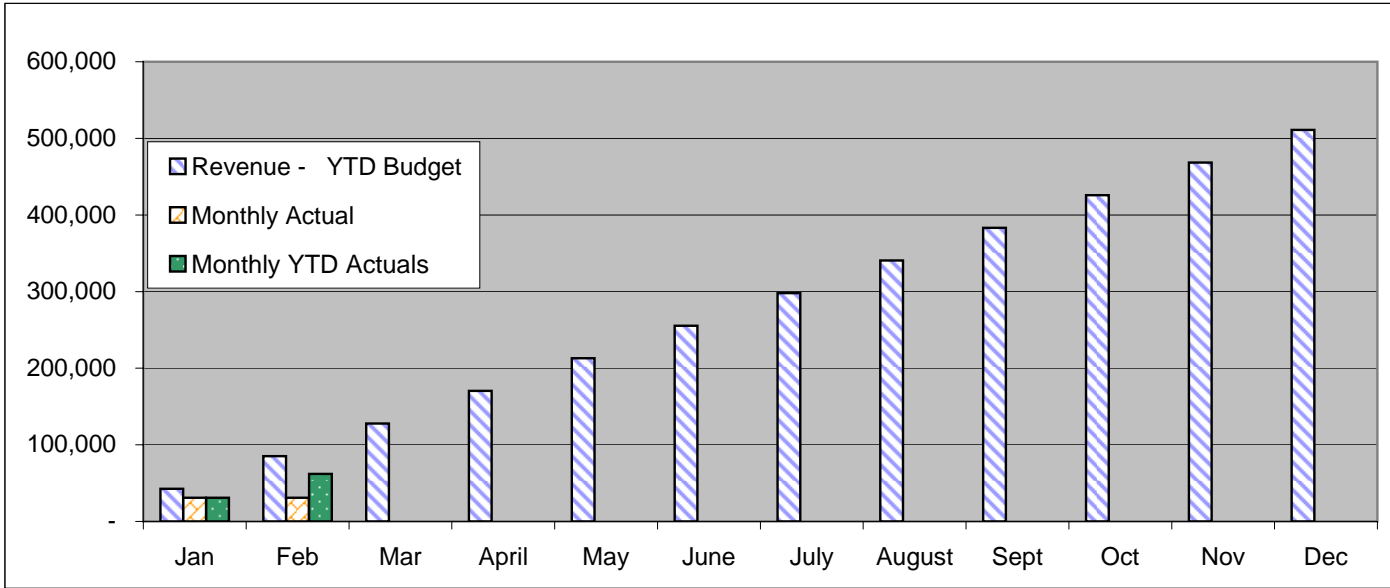
	Revenue - YTD Budget	Monthly Actual	YTD Actuals		Expenditures - YTD Budget	Monthly Actual	YTD Actual
Jan	62,504	24,933	24,932	Jan	73,213	28,638	28,679
Feb	125,008	25,997	50,929	Feb	146,427	38,400	67,079
Mar	187,512			Mar	219,640		
April	250,016			April	292,854		
May	312,520			May	366,067		
June	375,024			June	439,281		
July	437,528			July	512,495		
August	500,032			August	585,708		
Sept	562,536			Sept	658,922		
Oct	625,040			Oct	732,135		
Nov	687,544			Nov	805,349		
Dec	750,047			Dec	878,562		

**City of Battle Ground
Parks Fund
2005 Revenue and Expenditures-
Budget to Actual**



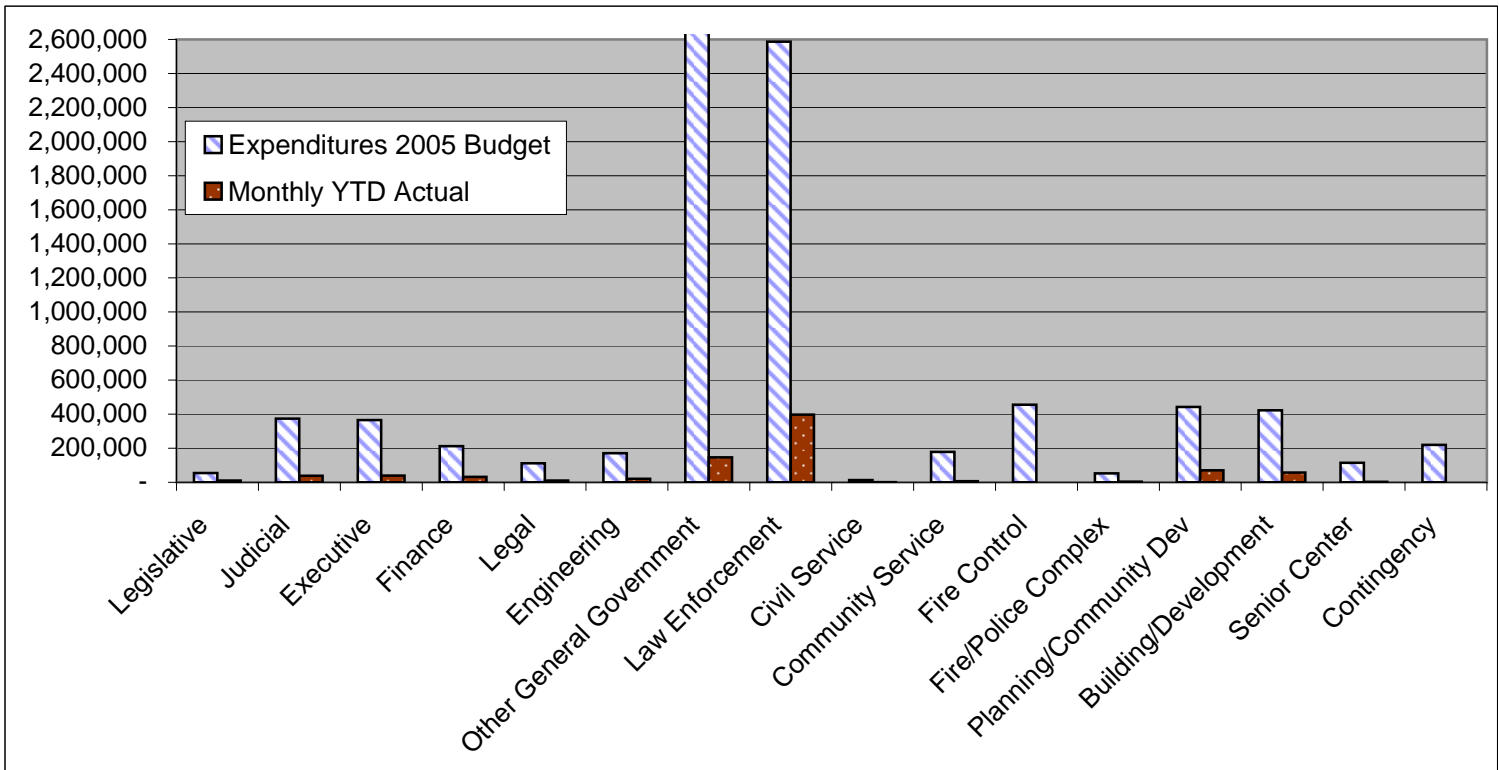
	Revenue - YTD Budget	Monthly Actual	YTD Actuals		Expenditures - YTD Budget	Monthly Actual	YTD Actual
Jan	14,365	14,414	14,414	Jan	16,831	13,780	13,796
Feb	28,730	14,390	28,804	Feb	33,662	14,114	27,910
Mar	43,095			Mar	50,493		
April	57,460			April	67,324		
May	71,825			May	84,155		
June	86,190			June	100,986		
July	100,555			July	117,817		
August	114,920			August	134,648		
Sept	129,285			Sept	151,479		
Oct	143,650			Oct	168,310		
Nov	158,015			Nov	185,141		
Dec	172,380			Dec	201,973		

**City of Battle Ground
Storm Drainage Fund
2005 Revenue and Expenditures-
Budget to Actual**



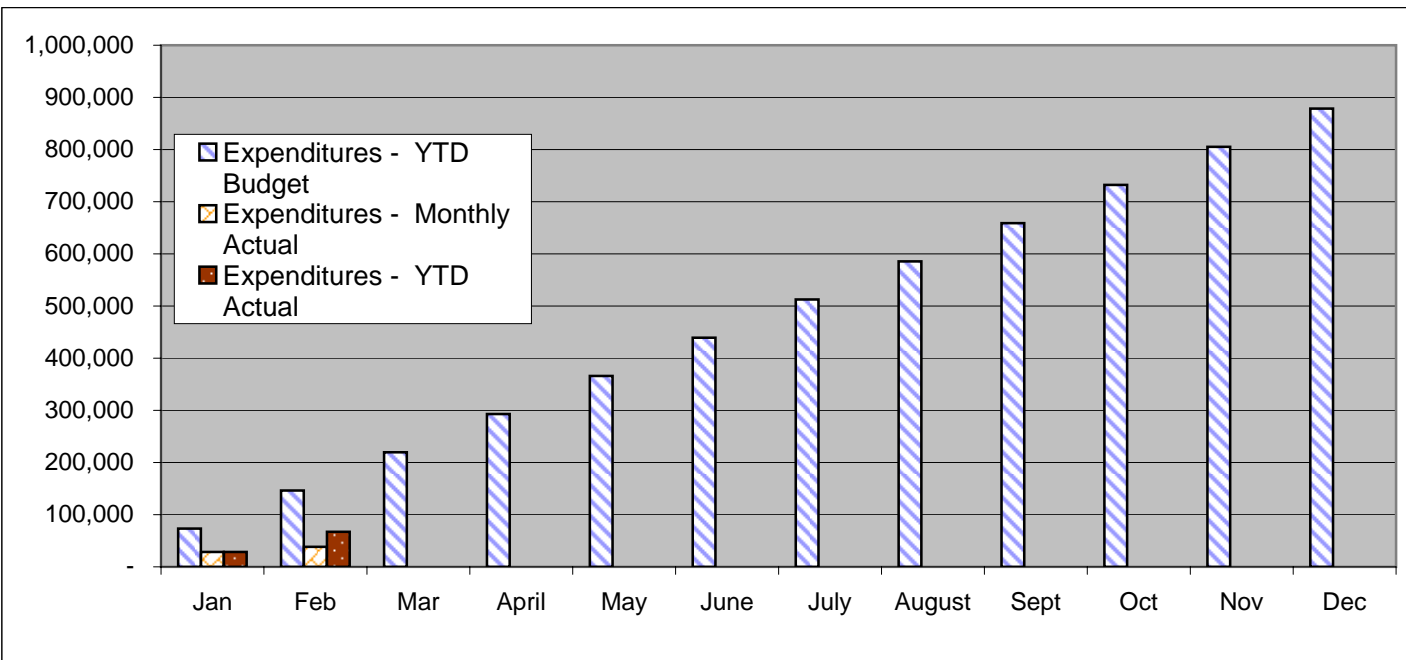
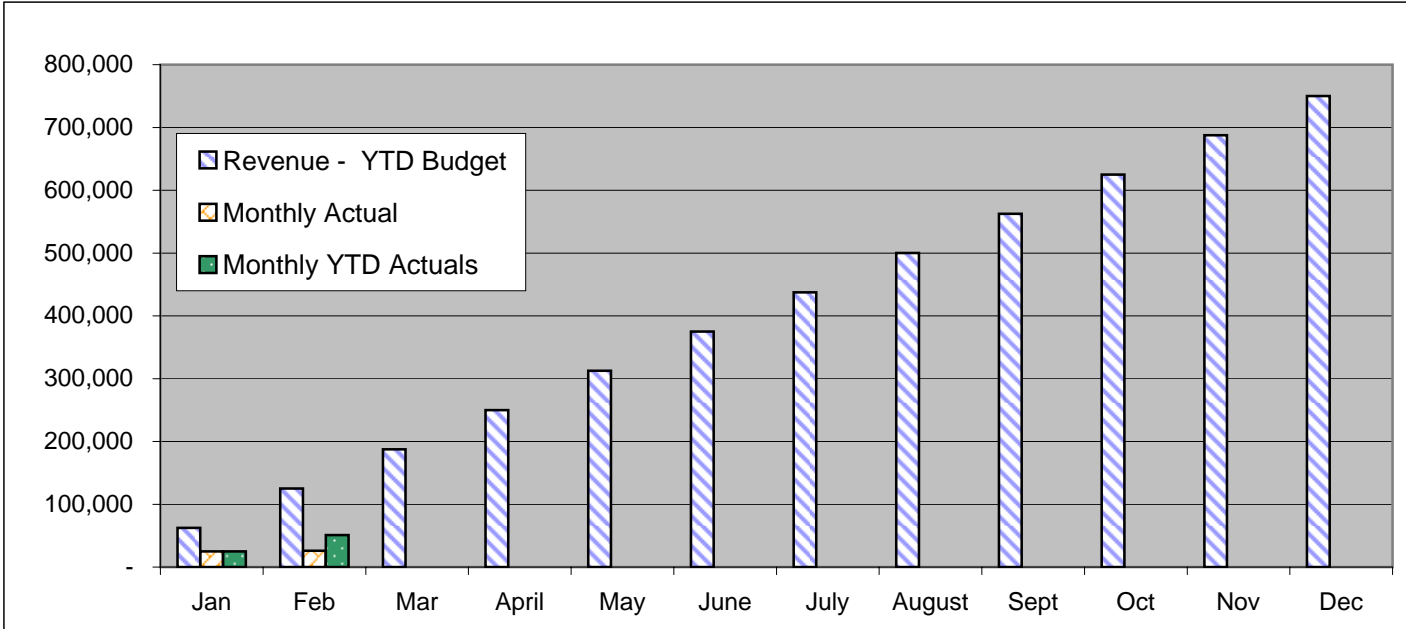
	Revenue - YTD Budget	Monthly Actual	YTD Actuals		Expenditures - YTD Budget	Monthly Actual	YTD Actual
Jan	42,583	30,994	30,994	Jan	54,843	34,753	34,850
Feb	85,167	30,950	61,944	Feb	109,687	25,257	60,107
Mar	127,750			Mar	164,530		
April	170,334			April	219,374		
May	212,917			May	274,217		
June	255,501			June	329,061		
July	298,084			July	383,904		
August	340,668			August	438,748		
Sept	383,251			Sept	493,591		
Oct	425,834			Oct	548,435		
Nov	468,417			Nov	603,278		
Dec	511,000			Dec	658,122		

**City of Battle Ground General Fund
2005 Expenditures by Department-
Budget to Actual**



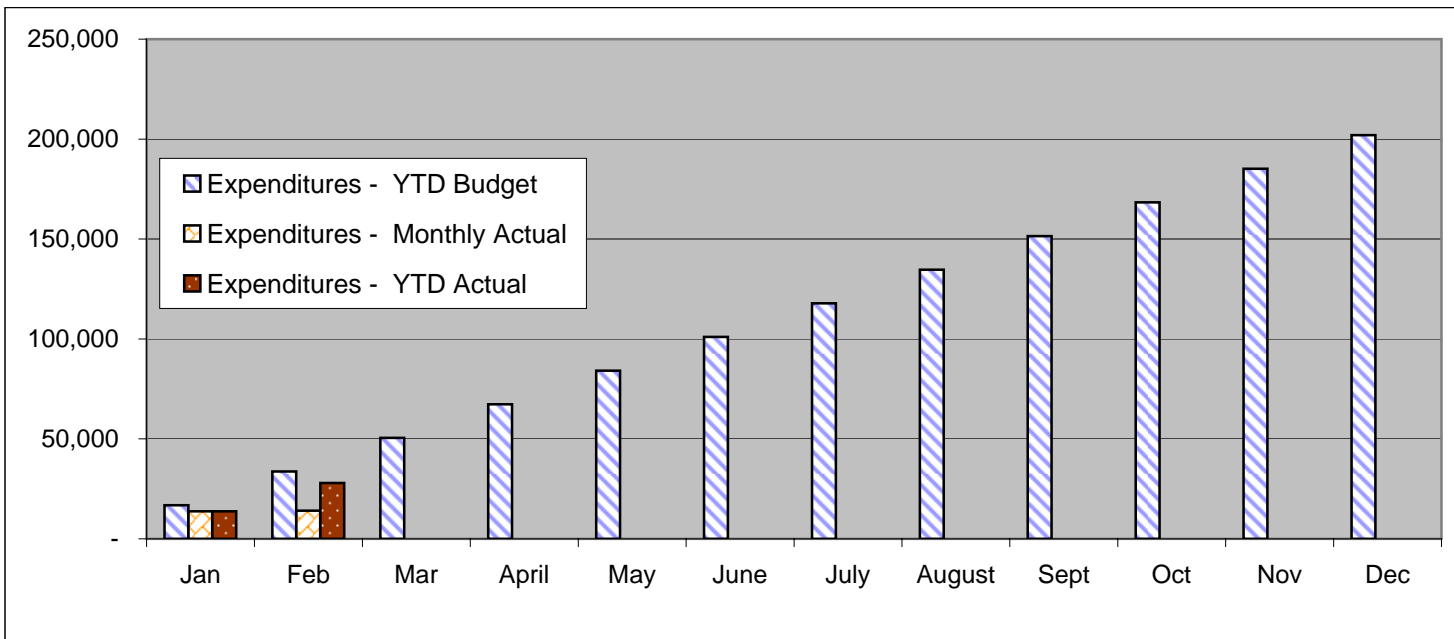
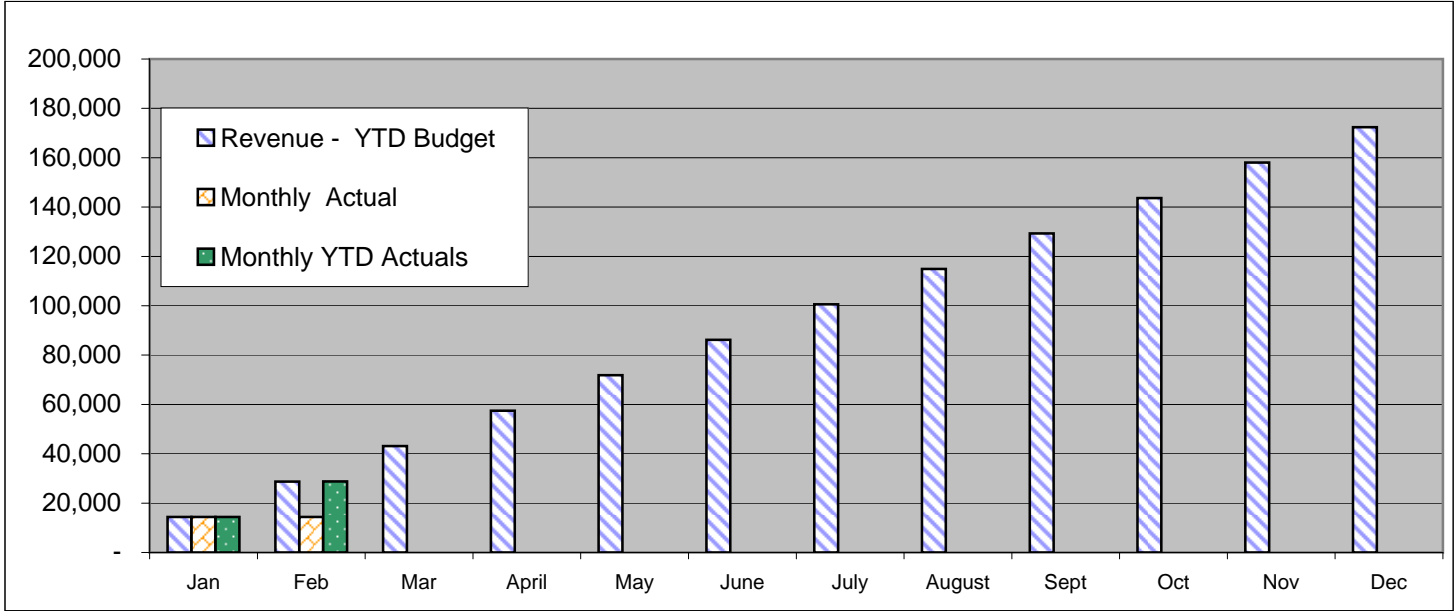
	Expenditures 2005 Budget	Monthly Actual	YTD Actual	% Expended
Legislative	54,604	1,181	9,868	18.07%
Judicial	373,744	25,808	38,275	10.24%
Executive	365,454	18,895	39,214	10.73%
Finance	212,535	16,116	31,866	14.99%
Legal	111,720	3,296	9,898	8.86%
Engineering	171,035	11,389	20,984	12.27%
Other General Government	4,772,093	56,719	146,677	3.07%
Law Enforcement	2,586,730	177,093	396,934	15.35%
Civil Service	12,981	329	575	4.43%
Community Service	178,098	3,352	6,634	3.72%
Fire Control	455,562	-	-	0.00%
Fire/Police Complex	52,300	3,594	4,164	7.96%
Planning/Community Dev	442,589	37,001	70,821	16.00%
Building/Development	423,135	29,732	57,730	13.64%
Senior Center	114,700	583	2,562	2.23%
Contingency	220,000	-	-	0.00%
	<u>10,547,280</u>	<u>385,088</u>	<u>836,202</u>	

**City of Battle Ground
Street Fund
2005 Revenue and Expenditures-
Budget to Actual**



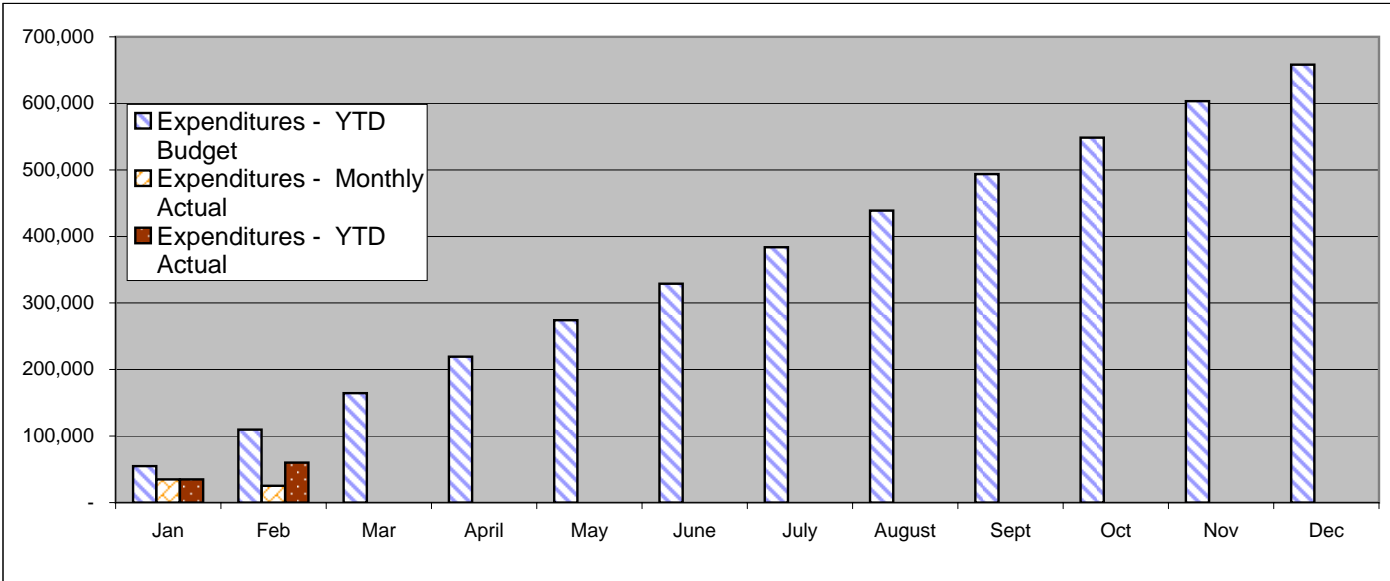
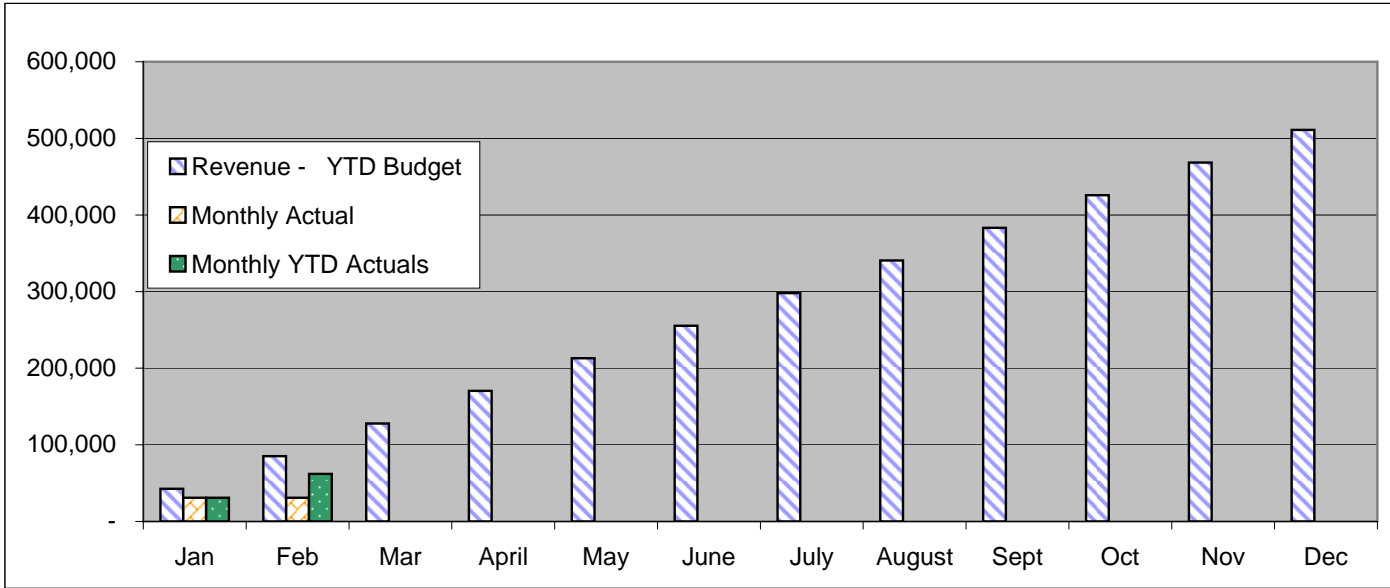
	Revenue - YTD Budget	Monthly Actual	YTD Actuals		Expenditures - YTD Budget	Monthly Actual	YTD Actual
Jan	62,504	24,933	24,932	Jan	73,213	28,638	28,679
Feb	125,008	25,997	50,929	Feb	146,427	38,400	67,079
Mar	187,512			Mar	219,640		
April	250,016			April	292,854		
May	312,520			May	366,067		
June	375,024			June	439,281		
July	437,528			July	512,495		
August	500,032			August	585,708		
Sept	562,536			Sept	658,922		
Oct	625,040			Oct	732,135		
Nov	687,544			Nov	805,349		
Dec	750,047			Dec	878,562		

**City of Battle Ground
Parks Fund
2005 Revenue and Expenditures-
Budget to Actual**



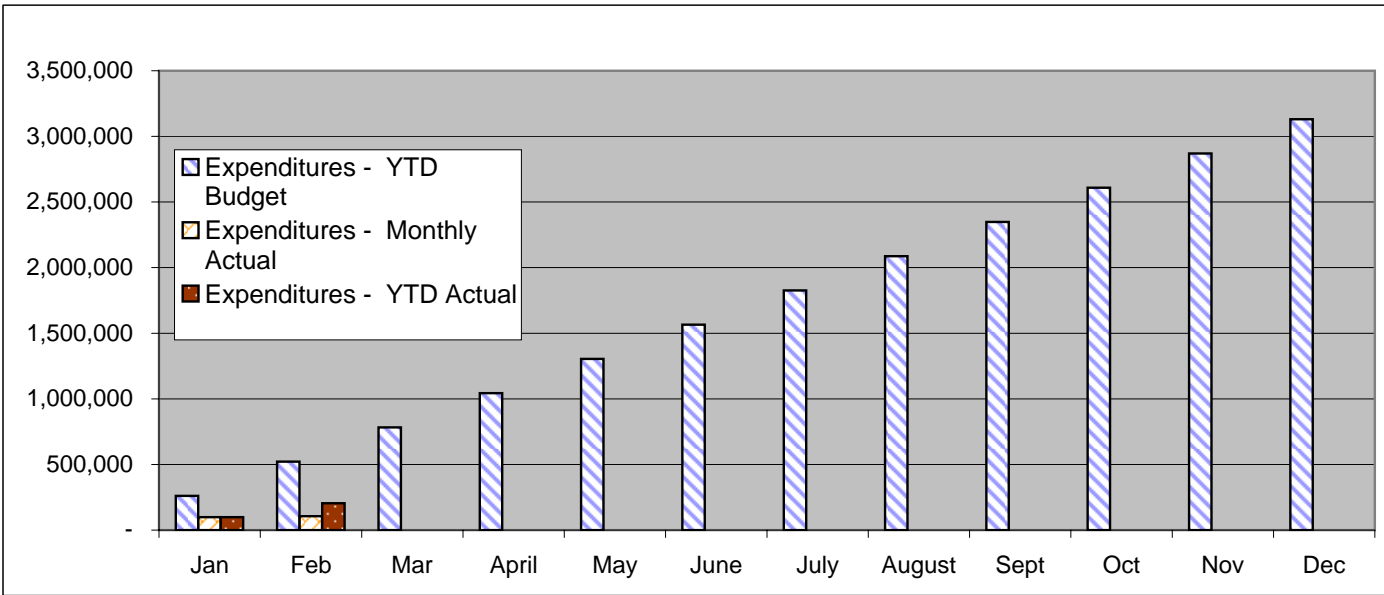
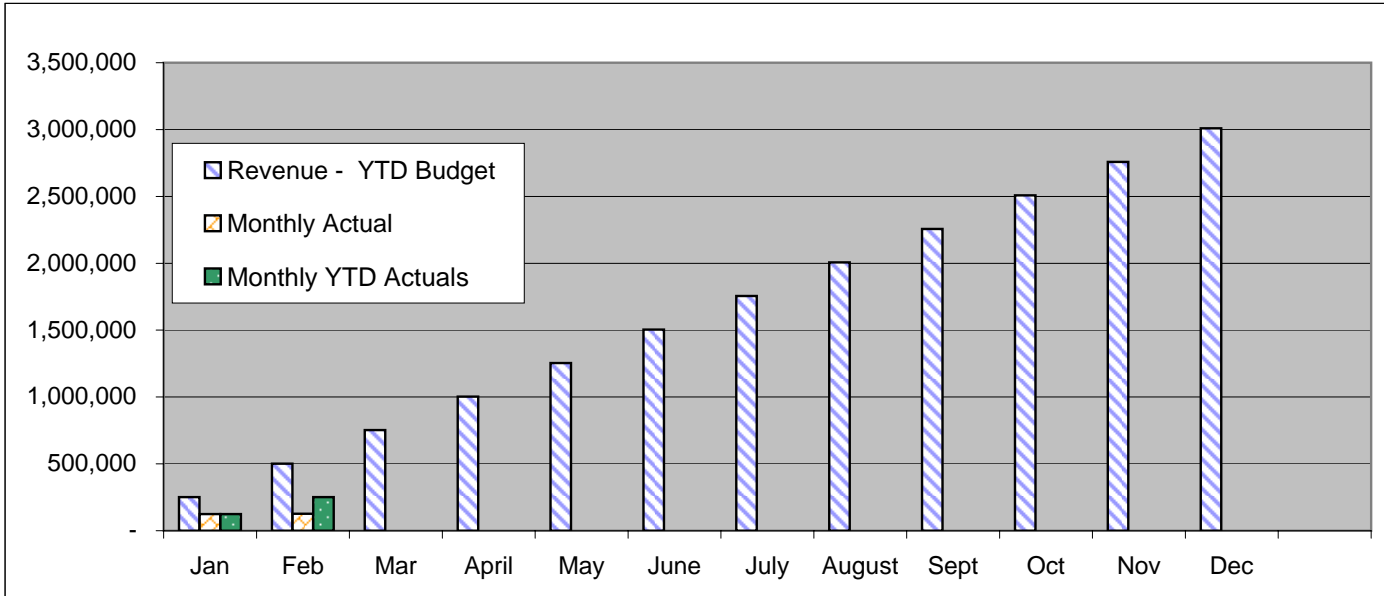
	Revenue - YTD Budget	Monthly Actual	YTD Actuals		Expenditures - YTD Budget	Monthly Actual	YTD Actual
Jan	14,365	14,414	14,414	Jan	16,831	13,780	13,796
Feb	28,730	14,390	28,804	Feb	33,662	14,114	27,910
Mar	43,095			Mar	50,493		
April	57,460			April	67,324		
May	71,825			May	84,155		
June	86,190			June	100,986		
July	100,555			July	117,817		
August	114,920			August	134,648		
Sept	129,285			Sept	151,479		
Oct	143,650			Oct	168,310		
Nov	158,015			Nov	185,141		
Dec	172,380			Dec	201,973		

**City of Battle Ground
Storm Drainage Fund
2005 Revenue and Expenditures-
Budget to Actual**



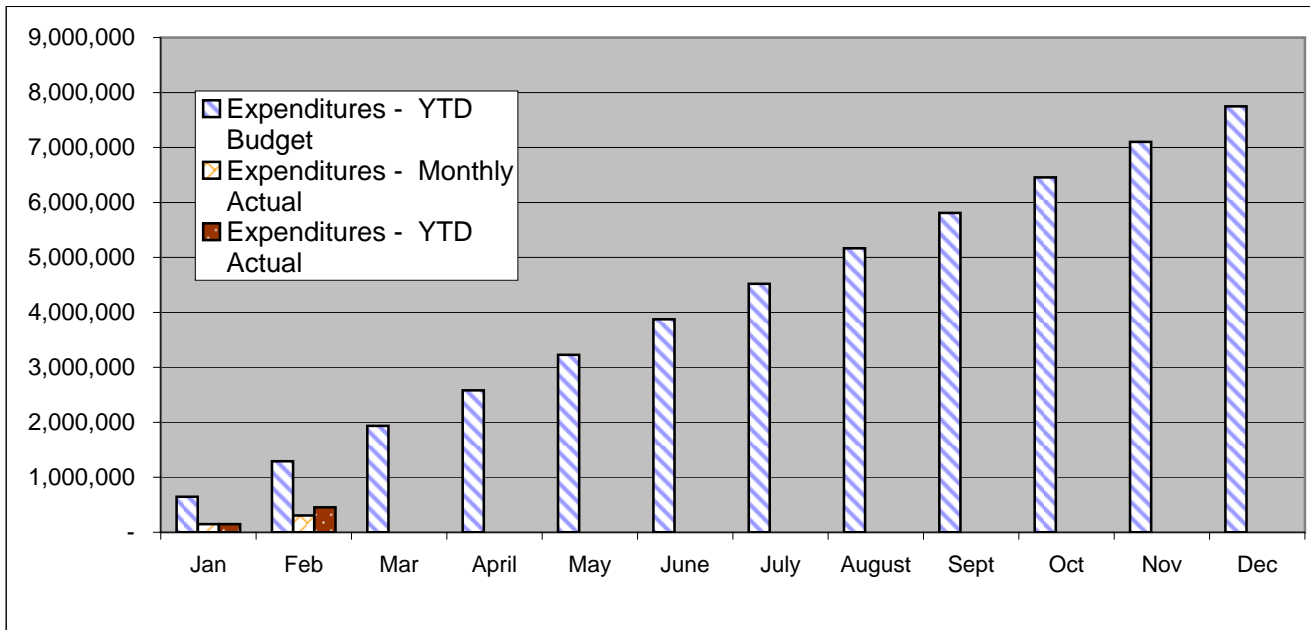
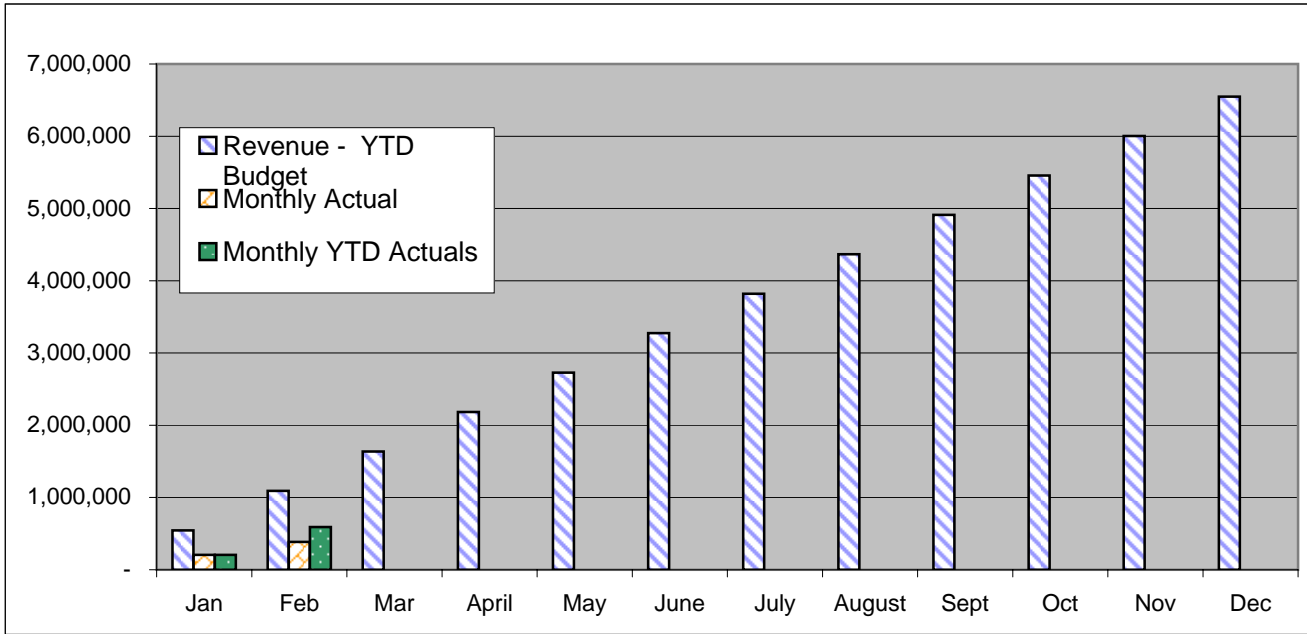
	Revenue - YTD Budget	Monthly Actual	YTD Actuals		Expenditures - YTD Budget	Monthly Actual	YTD Actual
Jan	42,583	30,994	30,994	Jan	54,843	34,753	34,850
Feb	85,167	30,950	61,944	Feb	109,687	25,257	60,107
Mar	127,750			Mar	164,530		
April	170,334			April	219,374		
May	212,917			May	274,217		
June	255,501			June	329,061		
July	298,084			July	383,904		
August	340,668			August	438,748		
Sept	383,251			Sept	493,591		
Oct	425,834			Oct	548,435		
Nov	468,417			Nov	603,278		
Dec	511,000			Dec	658,122		

**City of Battle Ground
Water Fund
2005 Revenue and Expenditures-
Budget to Actual**



	Revenue -			Expenditures -			
	YTD Budget	Monthly Actual	YTD Actuals	YTD Budget	Monthly Actual	YTD Actual	
Jan	250,783	124,242	124,241	Jan	260,887	98,416	98,514
Feb	501,567	126,515	250,756	Feb	521,774	106,014	204,528
Mar	752,350			Mar	782,661		
April	1,003,133			April	1,043,548		
May	1,253,916			May	1,304,435		
June	1,504,700			June	1,565,322		
July	1,755,483			July	1,826,209		
August	2,006,266			August	2,087,096		
Sept	2,257,049			Sept	2,347,983		
Oct	2,507,833			Oct	2,608,869		
Nov	2,758,616			Nov	2,869,756		
Dec	3,009,400			Dec	3,130,643		

**City of Battle Ground
Sewer Fund
2005 Revenue and Expenditures-
Budget to Actual**



	Revenue - YTD Budget	Monthly Actual	YTD Actuals		Expenditures - YTD Budget	Monthly Actual	YTD Actual
Jan	545,748	205,549	205,549	Jan	645,651	147,919	148,019
Feb	1,091,496	385,096	590,645	Feb	1,291,301	306,758	454,777
Mar	1,637,244			Mar	1,936,951		
April	2,182,992			April	2,582,601		
May	2,728,740			May	3,228,252		
June	3,274,488			June	3,873,902		
July	3,820,236			July	4,519,552		
August	4,365,984			August	5,165,202		
Sept	4,911,732			Sept	5,810,853		
Oct	5,457,480			Oct	6,456,503		
Nov	6,003,228			Nov	7,102,153		
Dec	6,548,977			Dec	7,747,804		