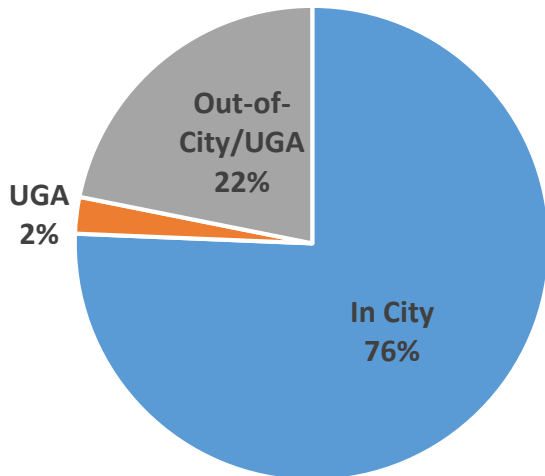


# City of Battle Ground Fireworks Survey Results

# Who Participated in the Survey?

## All Surveys Responses

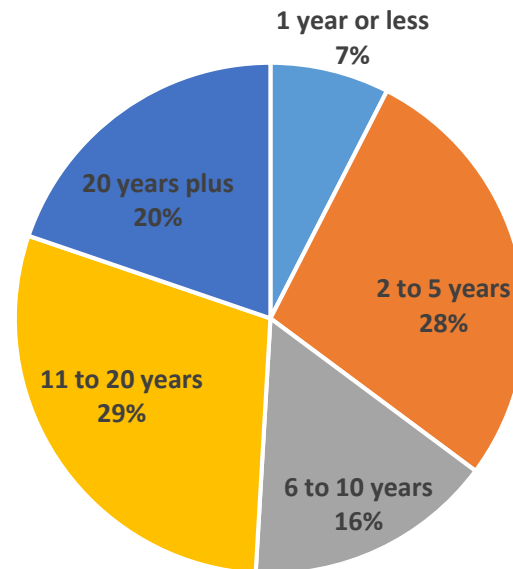
<b>In City</b>	<b>578</b>
<b>UGA</b>	<b>19</b>
<b>Out-of-City/UGA</b>	<b>167</b>
<b>Total Responses</b>	<b>764</b>



## In City/UGA Responses

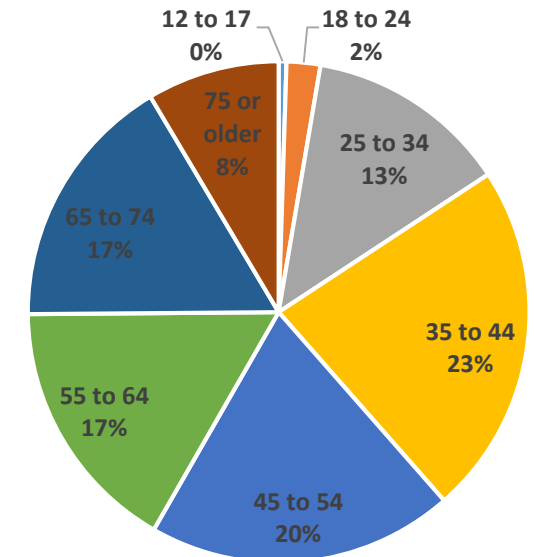
### How long have you been a resident of Battle Ground?

1 year or less	45	8%
2 to 5 years	165	28%
6 to 10 years	94	16%
11 to 20 years	175	29%
20 years plus	118	20%
<b>Total</b>	<b>597</b>	<b>100%</b>



### What is your age group?

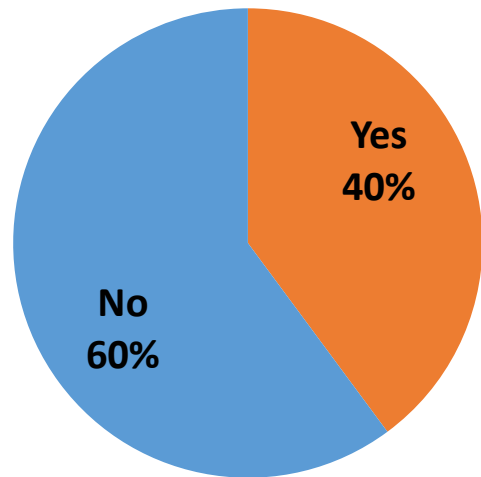
12 to 17	3	0.5%
18 to 24	13	2.2%
25 to 34	78	13.1%
35 to 44	136	22.8%
45 to 54	118	19.8%
55 to 64	99	16.6%
65 to 74	99	16.6%
75 or older	51	8.5%
<b>Total</b>	<b>597</b>	<b>100.0%</b>



# Who Buys and Discharges Fireworks?

Do you typically buy and/or discharge fireworks around the 4<sup>th</sup> of July holiday?

Yes	238	40%
No	359	60%

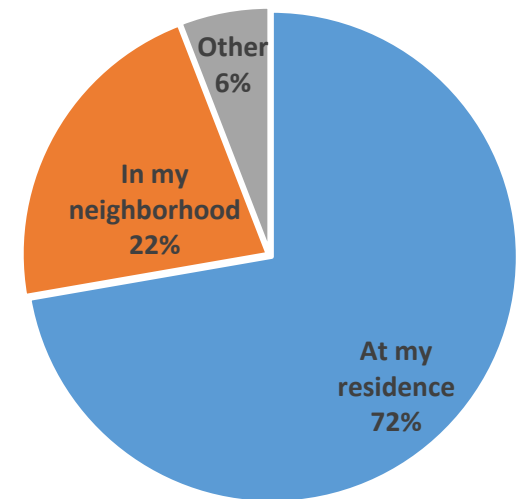


If yes, how many days do you discharge fireworks during the 4<sup>th</sup> of July holiday season?

Average: 1.7 Days

If yes, where do you typically discharge fireworks?

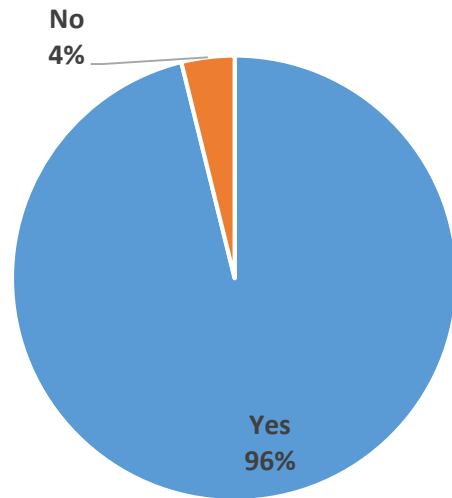
At my residence	172	72%
In my neighborhood	52	22%
Other	14	6%



# What is your Observation of Fireworks Use?

Have you observed the use fireworks in your area or neighborhood around the 4<sup>th</sup> of July holiday?

Yes	574	96%
No	23	4%
Total	597	100%



In a typical year during the 4<sup>th</sup> of July holiday season, how many days do you observe fireworks in your area or neighborhood?

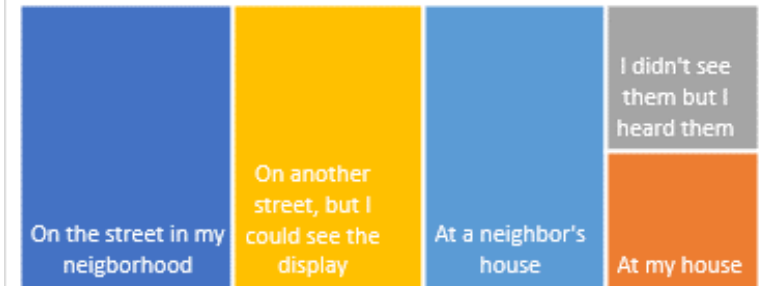
Average: 6.2 Days

Recall previous slide – How many days do you discharge fireworks during the 4<sup>th</sup> of July holiday season?

Average: 1.7 Days

If yes, where were the fireworks discharged in relation to your residence?

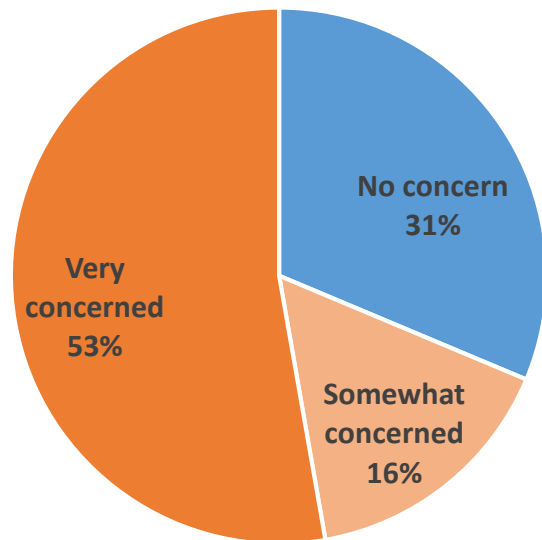
- At a neighbor's house
- At my house
- I didn't see them but I heard them
- On another street, but I could see the display
- On the street in my neighborhood



# What is Your Level of Concern?

What is your level of concern, if any, about the personal use and discharge of fireworks in the City of Battle Ground?

Very concerned	315	53%
No concern	187	31%
Somewhat concerned	95	16%



## Reasons for those who are somewhat or very concerned

Sound/Noise	461
Distress to pets	433
Property damage	413
Litter	411
Brush and wildland fires	390
Structure Fires	376
Use of illegal fireworks	334
Personal space and wellbeing	293
Personal Injury to bystanders	193
Personal Injury to those discharging fireworks	168
Other	67

- Brush and wildland fires
- Distress to pets
- Litter
- Personal Injury to bystanders
- Personal Injury to those discharging fireworks
- Personal space and wellbeing
- Property damage

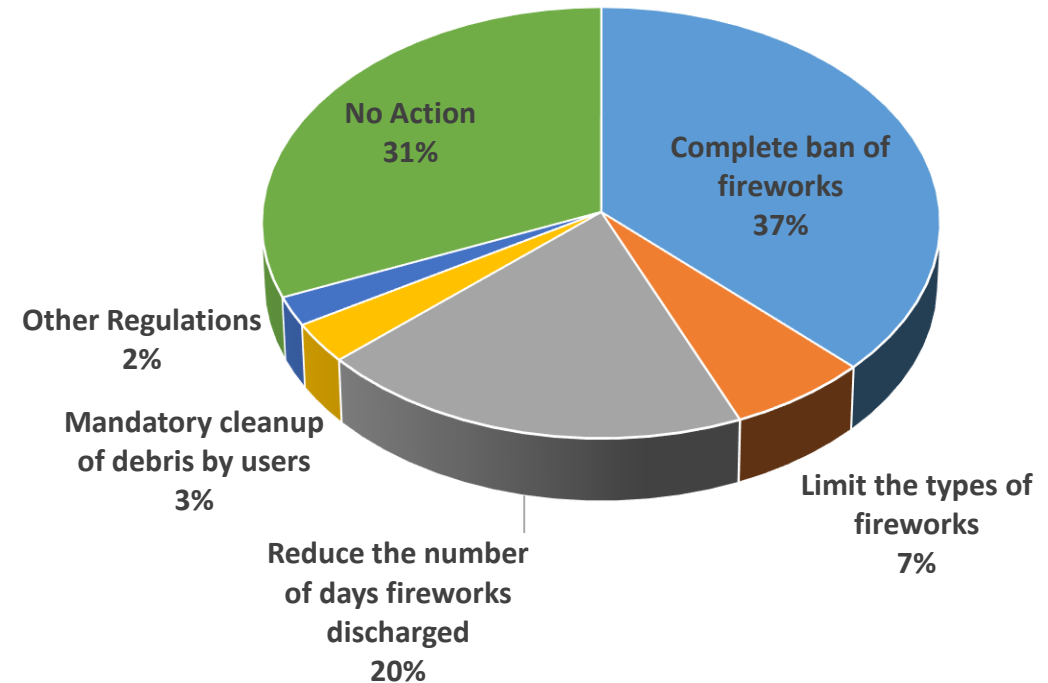


# What Action should be Taken?

What actions would you prioritize to mitigate your concerns?

Survey Says.....

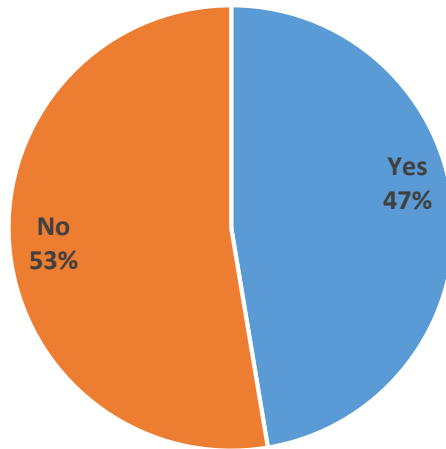
Complete ban of fireworks	222	37%
No action	187	31%
Reduce the number of days fireworks discharged	118	20%
Limit the types of fireworks permitted	38	7%
Mandatory cleanup of debris by users	18	3%
Other regulations	13	2%



# For those that are Somewhat Concerned (16%)

Do you typically buy and/or discharge fireworks around the 4<sup>th</sup> of July holiday?

Yes	45	47%
No	50	53%




In a typical year during the 4<sup>th</sup> of July holiday season, how many days do you observe fireworks in your area or neighborhood?

Average: 6 Days

What actions would you prioritize to mitigate your concerns?

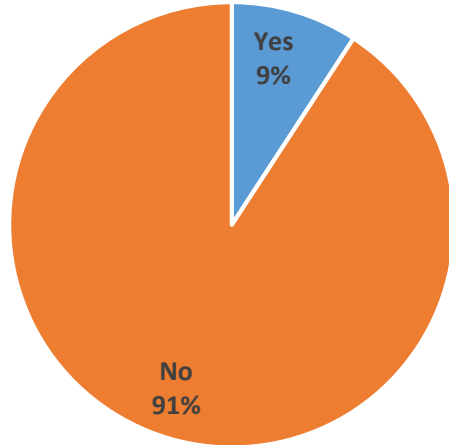
Complete ban of fireworks	12	13%
Limit the types of fireworks	9	9%
Reduce the number of days fireworks discharged	53	56%
Mandatory cleanup of debris by users	15	16%
Other	6	6%



# For those that are Very Concerned (53%)

Do you typically buy and/or discharge fireworks around the 4<sup>th</sup> of July holiday?

Yes	29	9%
No	286	91%

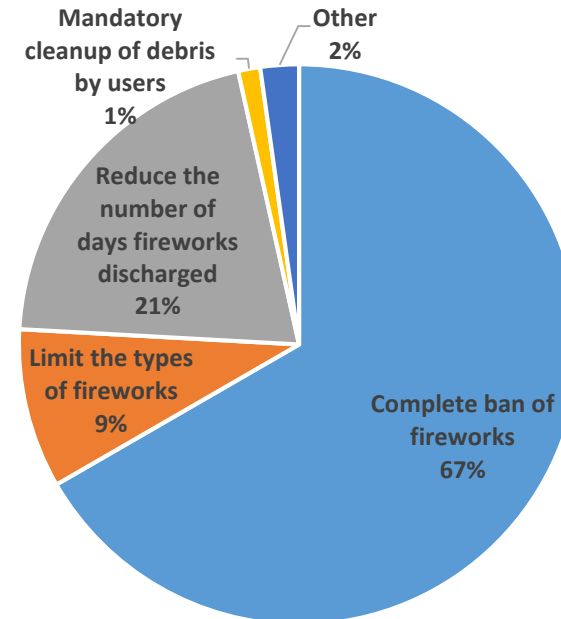


In a typical year during the 4<sup>th</sup> of July holiday season, how many days do you observe fireworks in your area or neighborhood?

Average: 7.75 Days

What actions would you prioritize to mitigate your concerns?

Complete ban of fireworks	210	67%
Limit the types of fireworks	29	9%
Reduce the number of days fireworks discharged	65	21%
Mandatory cleanup of debris by users	4	1%
Other	7	2%





## Other/Additional Concerns...

It's a very stressful time for military combat veterans.

Lack of enforcement, supervision and control, lack of respect by others for those who offended

Distress to the elderly, sick and babies. Those who work and are trying to sleep. PTSD to our veterans.

Sleep deprivation

Air and water pollution--harming fish and wildlife

Lack of common sense

Consistent use beyond the days/times allowed. They are set off well past midnight on the days allowed, and into the month of July.

People from cities that have banned fireworks coming into Battle Ground to set off theirs!

I feel that our neighborhoods are turned into war zones and the energy is divisive and aggressive. I also worry about veterans with PTSD, brush fires and house fires. Our streets are left with litter, plastic pellets and explosives powder - which gets washed into the Salmon Creek watershed.

## Other/Additional Actions to Mitigate

Stricter enforcement of illegal use outside of designated days.

More patrols during 4th of July. No warning strict enforcement of regulations.

If you do ban fireworks in battle ground, I think it would be fun to have a fireworks display at a local park for people to go to. With professionals setting off the fireworks, to reduce injury and fire risk in the area. Have a small entry fee for each family or group to cover the cost.

Year by year evaluation, wet conditions loosen criteria, hot/dry consider total ban

I think the police need to be out enforcing the time restrictions. I understand that the fireworks are fun but I just wish people would follow the rules.

Only allow the safe and sane type of small fireworks, nothing that can be launched above a roof top level and restrict the decibel level of the fireworks. Reduce the use to only the 4th and only new years night. Folks can still enjoy without the problems fireworks cause. Thanks for asking..!